



POWER TRANSFER

2016

JTE
SPROCKETS
WORLDWIDE

APPLICATION GUIDE

jtsprockets.com



*Our Leading edge Technology in
Production and Materials with total
dedication to excellence
gives you the Ultimate Sprocket
Range at Unbeatable Value.*

*Our mission is to supply you the
most innovative and competitive
product line fully backed by
complete Availability and Service.*

*Your Absolute Satisfaction
is our Commitment.*

*JT Sprockets - World's No. 1 Maker
of aftermarket sprockets, constantly
raising the Industry's standards.*

Bike Alert PLC

JT
SPROCKETS

Contents

Product Information

4

Application Guide

6

Road Applications.....	6	Kymco Road Bikes.....	40	Honda Four Wheels.....	73
Adly Road Bikes.....	6	Motor Hispania Road Bikes.....	41	Husaberg Off Road Bikes.....	73
Aprilia Road Bikes.....	6	Malaguti Road Bikes.....	41	Husqvarna Off Road Bikes.....	74
Betamotor Road Bikes.....	8	MBK Road Bikes.....	41	Hyosung ATV.....	78
BMW Road Bikes.....	8	Muz Road Bikes.....	41	Kawasaki Off Road Bikes.....	78
Bultaco Road Bikes.....	9	Peugeot Road Bikes.....	42	Kawasaki Three Wheels.....	80
Cagiva Road Bikes.....	9	Rieju Road Bikes.....	42	Kawasaki Four Wheels.....	80
CPI Road Bikes.....	10	Suzuki Road Bikes.....	42	Kreidler ATV.....	80
Daelim Road Bikes.....	10	SYM Bikes.....	52	KTM Off Road Bikes.....	81
Derbi Road Bikes.....	10	Triumph Road Bikes.....	52	KTM Four Wheels.....	86
Ducati Road Bikes.....	12	Yamaha Road Bikes.....	55	Kymco ATV.....	86
Fantic Road Bikes.....	16			Maico Off Road Bikes.....	86
Generic Road Bikes.....	16	Off-Road & ATV Applications.....	68	Polaris ATV.....	87
Gilera Road Bikes.....	16	Aeon ATV.....	68	Rieju Off Road Bikes.....	90
Harley Davidson Road Bikes.....	16	Aprilia Off Road Bikes.....	68	Suzuki Off Road Bikes.....	90
HMZ Road Bikes.....	16	Betamotor Off Road Bikes.....	68	Suzuki Three Wheels.....	92
Honda Road Bikes.....	17	BMW Off Road Bikes.....	68	Suzuki Four Wheels.....	92
Husqvarna Road Bikes.....	30	Bombardier ATV.....	68	Thumpstar Pit Bikes.....	93
Hyosung Road Bikes.....	30	Cagiva Off Road Bikes.....	68	X-Sport Pit Bikes.....	93
Jincheng Road Bikes.....	31	Derbi ATV.....	69	Yamaha Off Road Bikes.....	93
Kawasaki Road Bikes.....	31	Gas Gas Off Road Bikes.....	69	Yamaha Three Wheels.....	96
Kreidler Road Bikes.....	39	Honda Off Road Bikes.....	69	Yamaha Four Wheels.....	96
KTM Road Bikes.....	40	Honda Three Wheels.....	73		

Important Note

Where manufacturer's name and / or numbers are mentioned, they are purely for reference purposes only and not to indicate source of manufacture or any connection in the course of trade with the manufacturer's name.

Every effort has been made to ensure accuracy and compatibility, but there is a responsibility between seller and purchaser to be satisfied that the product is wholly appropriate for the purpose of its intended use when reasonably used. If in any doubt for fitment and maintenance information, please refer to the vehicle manufacturers recommendations.

Property in and title to goods supplied by the seller shall not pass to the purchaser until the price has been paid in full but any risk in respect of such goods shall pass to the purchaser upon the shipment of the goods ex Bike Alert's warehouse.

Very Important: Please note that the chain shown in this manual is for size reference only.

For the correct chain type and grade, please refer to the vehicle's manufacturer manual.

Reasonable care has been exercised regarding the tabulation of this sprocket selector manual. All details contained in this selector manual are subject to change without notice. No liability will be accepted for any omissions or errors in this manual.

Warranty

All sprockets manufactured by JT Sprockets (Jomthai Asahi) are guaranteed to be free of defects in material and workmanship. JT Sprockets will repair or replace free of charge any pieces we recognise to be faulty. Said goods have to be returned free to our warehouse, packing and duties included. JT Sprockets makes no other warranty of any kind, whether expressed or implied and do not take any responsibility upon eventual damages involved in the use of their products, even if defective.

JT Sprockets Europe

30 Optima Park, Thames Road, Crayford, Kent, DA1 4QX, United Kingdom
Tel: +44 (0) 1322 526 236 Fax: +44 (0) 1322 528 487 email: sales@bikealert.com


JT Sprockets USA & Canada

2230 Skyview Drive, Lithia Springs, GA 30122, USA
Tel: +1 (770) 948 8880 Fax: +1 (770) 948 8893 email: bausa@bikealert.com

PRODUCT RANGE

Steel Rear Sprockets

JT Steel Rear Sprockets are manufactured using only the finest grade of Japanese C49 high carbon steel. Designed to minimise weight and maximise strength. Accurately machined to achieve balance and a perfect fit and chain alignment.



Steel Front Sprockets

JT Steel Front Sprockets are manufactured using only the best Japanese SCM420 Chromoly or C49 high carbon steel. Accurately machined with the tightest of tolerances to guarantee a perfect fit and perfect chain alignment. Fully heat treated to the correct hardness for maximum strength and durability.



Aluminium Rear Race Sprockets

Made from advanced aviation-grade 7075-T6 aluminium alloy, optimal lightweight design and CNC machined for performance and lifespan. All aluminium MX rear racing sprockets are manufactured from the best materials with a special self-cleaning design, and hand-finished to perfection.



The JT Sprockets Difference



Constructed using only the best materials

JT sprockets are made using only the best available materials. Japanese SCM420 chromoly steel alloy for front sprockets, and we are the only sprocket manufacturer in the world today using the ultra-durable high carbon C49 steel for rear sprockets. For MX and street lightweight competition sprockets we use Austrian made Aviation-grade 7075-T6 aluminium alloy.

Made the right way

The essence of a high quality sprocket is in the high precision of manufacturing and the inherent quality of the material. Through accurate machining, JT ensures maximum durability and performance. JT Sprockets are manufactured the right way – by hobbing, machining and drilling. This is the only proven way to achieve the closest of tolerances and the most accurate teeth profiles.

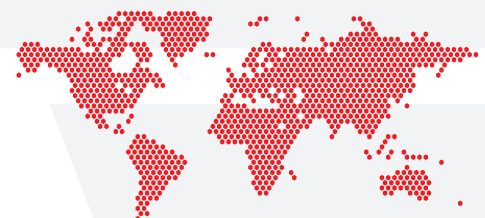


Quality Control

Every sprocket goes through up to 25 production stages and 10 individual quality control checks before it is ready to leave the factory and the production facility has achieved the highest European quality standards.

Leading distributor network

With an international network of leading distributors in over 70 countries worldwide, it is always possible to find a local official JT Sprockets supplier.



Range and Availability

We produce and stock, the widest range of sprockets for all motorcycle brands covering models from early Sixties to today. Our range also includes sprockets for alternative gearing and alternative chain sizes.

Comprehensive stocks are always kept at the JT Sprockets distribution centres in Kent UK and Atlanta USA, ready for immediate delivery. With more than a million sprockets in stock at any given time, supply is never a problem.

CC	Make	Model	Year	Front Sprocket	T	Rear Sprocket	T	Chain Pitch	Chain Length
Adly Road Bikes									
300	Adly	300 Thunderbike	04-05	JTF1352	13		32	520	86
Aprilia Road Bikes									
50	Aprilia	50 MX SM	03-06	JTF1120	11	JTR24	51	420	126
50	Aprilia	50 RS	99-05	JTF1120	12	JTR23	47	420	122
50	Aprilia	50 RS	06-09	JTF1128	11	JTR1133	53	420	132
50	Aprilia	50 RS	10-13	JTF1128	11	JTR1133	53	420	132
50	Aprilia	50 RS4	12-16	JTF1128	11	JTR1133	53	420	132
50	Aprilia	50 RS4 Replica	12-16	JTF1128	11	JTR1133	53	420	132
50	Aprilia	50 RX	98-05	JTF1120	12	JTR24	51	420	126
50	Aprilia	50 RX	06-12	JTF1128	11	JTR1131	53	420	132
50	Aprilia	50 SX	06-14	JTF1128	11	JTR1131	53	420	132
50	Aprilia	50 Tuono	03-05	JTF1120	11	JTR23	47	420	124
75	Aprilia	75 W4	92-96	JTF708	15	JTR696	49	428	124
125	Aprilia	125 Red Rose Custom AE	88-90	JTF394	14	JTR20	41	520	110
125	Aprilia	125 Red Rose Custom	91-95	JTF394	14	JTR20	41	520	110
125	Aprilia	125 Red Rose	96-99	JTF394	14		40	520	110
125	Aprilia	125 AFI Sintesi	88-89	JTF394	16	JTR19	37	520	106
125	Aprilia	125 AFI Sport	93	JTF394	16	JTR19	37	520	106
125	Aprilia	125 AFI Sport Pro	92-93	JTF394	16	JTR19	38	520	108
125	Aprilia	125 AFI Super Sport	88-90	JTF394	16	JTR19	37	520	106
125	Aprilia	125 AFI Replica	88-92	JTF402	16	JTR19	36	520	104
125	Aprilia	125 AFI Futura / Europa	90-93	JTF394	16	JTR19	38	520	106
125	Aprilia	125 AFI Extrema	93-94	JTF394	15	JTR701	39	520	108
125	Aprilia	125 ETX	84	JTF393	14	JTR5	39	520	100
125	Aprilia	125 ETX Tuareg	85	JTF393	15	JTR5	41	520	102
125	Aprilia	125 ETX Tuareg	86-87	JTF402	15	JTR5	41	520	102
125	Aprilia	125 ETX	99-01		14		39	520	100
125	Aprilia	125 MX	85	JTF393	15		50	520	116
125	Aprilia	125 MX	04-07	JTF394	16	JTR22	45	520	112
125	Aprilia	125 MX Finland	04	JTF394	16	JTR5	45	520	112
125	Aprilia	125 Pegaso	89-99	JTF394	14	JTR21	40	520	104
125	Aprilia	125 RS Extrema	93-03	JTF394	17	JTR701	41	520	106
125	Aprilia	125 RS Extrema	04-05	JTF394	17	JTR701	40	520	106
125	Aprilia	125 RS Replica	93-03	JTF394	14	JTR701	39	520	108
125	Aprilia	125 RS	06-12	JTF394	17	JTR703	40	520	110
125	Aprilia	125 RS4	11-16	JTF277	13	JTR25	60	428	136
125	Aprilia	125 RS4 Replica	13-16	JTF277	13	JTR25	60	428	136
125	Aprilia	125 RS (80 Kmh version) Germany	93-96	JTF394	13	JTR701	39	520	104
125	Aprilia	125 RS (80 Kmh version) Germany	97-03	JTF394	13	JTR701	40	520	106
125	Aprilia	125 RX/R	90-93	JTF394	14	JTR22	49	520	108
125	Aprilia	125 RX France	93-97	JTF394	17	JTR22	49	520	114
125	Aprilia	125 RX	00	JTF394	14	JTR22	49	520	114
125	Aprilia	125 RX	08-12	JTF394	15	JTR22	49	520	114
125	Aprilia	125 ST	83	JTF800	13	JTR13	41	520	110
125	Aprilia	125 STX	84	JTF800	13	JTR13	39	520	110
125	Aprilia	125 SX	08-12	JTF394	15	JTR22	45	520	112
125	Aprilia	125 Tuareg	86-87	JTF402	15	JTR16	41	520	102
125	Aprilia	125 Tuareg Freno Disco	87	JTF402	15	JTR18	45	520	110
125	Aprilia	125 Tuareg Rally	85-87	JTF402	14	JTR17	42	520	102
125	Aprilia	125 Tuareg Rally	89-	JTF394	14	JTR22	49	520	110
125	Aprilia	125 Tuareg Rally	90-93	JTF394	14	JTR22	49	520	108
125	Aprilia	125 Tuareg Wind	88	JTF394	14	JTR16	40	520	104
125	Aprilia	125 Tuareg Wind AE	89-90	JTF394	14	JTR701	40	520	104
125	Aprilia	125 Tuareg Wind	90-92	JTF394	14	JTR21	40	520	104
125	Aprilia	125 Tuono	03-07	JTF394	14	JTR701	40	520	104
250	Aprilia	250 MX	85	JTF393	15		50	520	116
250	Aprilia	250 Tuareg Rally	85-89	JTF402	16	JTR17	42	520	110

CC	Make	Model	Year	Front Sprocket	T	Rear Sprocket	T	Pitch	Chain Length
250	Aprilia	250 RS	95-04	JTF436	14	JTR28	42	520	110
350	Aprilia	350 ETX Tuareg	85-87	JTF402	15		46	520	104
350	Aprilia	350 ETX Tuareg Wind	88-90	JTF1125	16	JTR5	45	520	104
450	Aprilia	450 MXV	10-12	JTF707	14	JTR706	49	520	112
450	Aprilia	450 RXV	06-12	JTF707	15	JTR706	48	520	112
450	Aprilia	450 SXV	06-12	JTF707	15	JTR706	46	520	112
550	Aprilia	550 RXV	06-12	JTF707	15	JTR706	48	520	112
550	Aprilia	550 SXV	06-12	JTF707	15	JTR706	46	520	112
600	Aprilia	600 ETX Tuareg	85-87	JTF1125	15		46	520	104
600	Aprilia	600 Tuareg SPX Paris Dakar	88-90	JTF1125	17	JTR5	43	520	108
600	Aprilia	600 Tuareg Wind	90-92	JTF1125	17	JTR5	43	520	106
600	Aprilia	600 Pegaso	90	JTF1125	17	JTR5	43	520	108
600	Aprilia	600 Pegaso	92-93	JTF1125	17	JTR5	43	520	106
650	Aprilia	650 Pegaso	92-97	JTF1126	16	JTR5	47	520	110
650	Aprilia	650 Pegaso	98-99	JTF402	16	JTR5	47	520	110
650	Aprilia	650 Pegaso Cube	00	JTF402	16	JTR5	47	520	110
650	Aprilia	650 Pegaso i.e.	01-04	JTF402	16	JTR5	47	520	110
650	Aprilia	650 Pegaso Tucsany Tibet	04	JTF402	16	JTR5	46	520	110
650	Aprilia	650 Pegaso Factory	07-09	JTF308	15	JTR5	44	520	110
650	Aprilia	650 Pegaso Strada	05-09	JTF308	15	JTR703	44	520	110
650	Aprilia	650 Pegaso Trail	07-09	JTF308	15	JTR703	44	520	110
650	Aprilia	Moto 6.5	95-99	JTF1126	16	JTR5	49	520	108
650	Aprilia	650 Stark	France 95-98	JTF1126	16	JTR5	49	520	120
750	Aprilia	750 Dorsoduro / ABS	07-16	JTF709	16	JTR702	46	525	112
750	Aprilia	750 Dorsoduro Factory / ABS	10-16	JTF709	16	JTR702	46	525	112
750	Aprilia	750 SL Shiver / ABS	07-16	JTF709	16	JTR702	44	525	108
750	Aprilia	750 SL Shiver GT / ABS	07-16	JTF709	16	JTR702	44	525	108
850	Aprilia	850 Mana / ABS	08-16		18	JTR702	40	525	110
850	Aprilia	850 Mana GT / ABS	08-16		18	JTR702	40	525	110
850	Aprilia	850 SRV	12-16		22		47	525	116
1000	Aprilia	1000 ETV Capo Nord	01-08	JTF704	17		45	525	112
1000	Aprilia	1000 RST Futura	01-04	JTF704	16		43	525	108
1000	Aprilia	1000 RSV Mille R,SL,SP	98-03	JTF704	17	JTR702	42	525	108
1000	Aprilia	1000 RSV Mille <<< 520 Chain Conversion	98-03	JTF705	17	JTR703	42	520	108
1000	Aprilia	1000 RSV R	04-09	JTF704	16	JTR702	40	525	106
1000	Aprilia	1000 RSV R <<< 520 Chain Conversion	04-09	JTF705	16	JTR703	40	520	106
1000	Aprilia	1000 RSV4 Factory	09-14	JTF704	16		40	525	108
1000	Aprilia	1000 RSV4 Factory <<< 520 Chain Conversion	09-14	JTF705	16		40	520	108
1000	Aprilia	1000 RSV4 Factory APRC	11-13	JTF704	16		42	525	108
1000	Aprilia	1000 RSV4 Factory APRC SE	11-13	JTF704	16		42	525	108
1000	Aprilia	1000 RSV4 R / APRC	11-15	JTF704	16		40	525	108
1000	Aprilia	1000 RSV4 RF	15-16	JTF704	16		41	525	110
1000	Aprilia	1000 RSV4 RR	16	JTF704	16		41	525	110
1000	Aprilia	1000 RSV Tuono	03-05	JTF704	17	JTR702	42	525	108
1000	Aprilia	1000 Tuono R Racing	06-10	JTF704	16	JTR702	40	525	106
1000	Aprilia	1000 Tuono R Racing	11-13	JTF704	16		40	525	108
1000	Aprilia	1000 Tuono R Factory	10-13	JTF704	16		40	525	108
1000	Aprilia	1000 Tuono V4 R / APRC	12-15	JTF704	16		40	525	108
1000	Aprilia	1000 SL Falco	00-06	JTF704	16		41	525	108
1000	Aprilia	1000 SL Falco <<< 520 Chain Conversion	00-06	JTF705	16		41	520	108
1100	Aprilia	1100 Tuono V4 RR	15-16						
1100	Aprilia	1100 Tuono V4 Factory	15-16						
1200	Aprilia	1200 Dorsoduro / V4R ABS	11-16	JTF709	16		42	525	110
1200	Aprilia	1200 Caponord	11-16		17		42	525	112
1200	Aprilia	1200 Caponord Rally	16		17		42	525	112
1200	Aprilia	1200 Caponord Travel Pack	16		17		42	525	112

CC	Make	Model	Year	Front Sprocket	T	Rear Sprocket	T	Chain Pitch	Chain Length
Betamotor Road Bikes									
50	Betamotor	50 RR Enduro	02-05	JTF1120	12		51	420	126
50	Betamotor	50 RR Racing	05-09	JTF1120	11		51	420	126
50	Betamotor	50 RR Supermotard	02-05	JTF1120	13		50	420	126
50	Betamotor	50 RR Supermotard Racing	05-09	JTF1120	11		51	420	126
125	Betamotor	125 Alp	12-15						
125	Betamotor	125 RE AC	-5	JTF1263	14	JTR1140	54	428	130
125	Betamotor	125 RR	06-10	JTF1263	14		50	428	130
125	Betamotor	125 RR LC 4T Enduro	11-16	JTF1550	14	JTR1140	63	428	140
125	Betamotor	125 RR LC 4T Motard	11-16	JTF1550	14	JTR1140	56	428	136
125	Betamotor	125 RR AC Enduro	-2	JTF1263	14	JTR1140	54	428	130
125	Betamotor	125 RR AC Motard	11-14	JTF1263	14	JTR1140	50	428	130
125	Betamotor	125 SM M4	06-10	JTF1263	14		46	428	128
125	Betamotor	200 Alp Enduro	10-15		15		48	428	112
350	Betamotor	350 Jonathan	01-02	JTF432SC	15	JTR5	41	520	120
350	Betamotor	350 Jonathan	03-10	JTF432	16	JTR5	44	520	122
400	Betamotor	400 Alp 4.0	10-11	JTF432SC	15		48	428	112
400	Betamotor	400 Alp 4.0	12-15						
400	Betamotor	400 M4 Supermoto	10-11	JTF432SC	15		42	428	110
BMW Road Bikes									
310	BMW	G310 R	16						
450	BMW	G450 X Street Legal	09	JTF403	15	JTR8	51	520	114
650	BMW	F650	94-95	JTF402	16	JTR5	47	520	110
650	BMW	F650 Funduro	96-00	JTF402	16	JTR5	47	520	110
650	BMW	F650 ST Strada	98-00	JTF402	16	JTR5	47	520	110
650	BMW	F650 Dakar	99-00	JTF402	16	JTR5	47	520	112
650	BMW	F650 GS Dakar	01-05	JTF402	16	JTR5	47	520	112
650	BMW	F650 GS	99-07	JTF402	16	JTR5	47	520	112



CC	Make	Model	Year	Front Sprocket	T	Rear Sprocket	T	Chain Pitch	Chain Length
650	BMW	G650 GS	11-15	JTF402	16	JTR5	47	520	112
650	BMW	G650 GS Sertao	12-13	JTF402	16	JTR5	47	520	112
650	BMW	650 Xchallenge	07-08	JTF402	16	JTR9	47	520	112
650	BMW	650 Xcountry	07-08	JTF402	16	JTR9	47	520	112
650	BMW	650 Xmoto	07-08	JTF402	16	JTR703	47	520	112
800	BMW	F650 GS (JTR6.41 for 8.5mm bolts)	08-12	JTF704	17	JTR6	41	525	116
800	BMW	F650 GS (JTR3.41 for 10.5mm bolts)	08-12	JTF704	17	JTR3	41	525	116
800	BMW	F650 GS SE	12	JTF704	17	JTR3	41	525	116
800	BMW	F700 GS	13-16	JTF704	17	JTR3	42	525	116
800	BMW	F800 GS (JTR6.42 for 8.5mm bolts)	08-16	JTF704	16	JTR6	42	525	116
800	BMW	F800 GS (JTR3.42 for 10.5mm bolts)	08-16	JTF704	16	JTR3	42	525	116
800	BMW	F800 GS Adventure	13-16	JTF704	17	JTR3	42	525	116
800	BMW	F800 GS Triple Black	12	JTF704	16	JTR3	42	525	116
800	BMW	F800 GS Trophy	12	JTF704	16	JTR3	42	525	116
800	BMW	F800 R (JTR6.47 for 8.5mm bolts)	09-16	JTF405	20	JTR6	47	525	120
800	BMW	F800 R (JTR3.47 for 10.5mm bolts)	09-16	JTF405	20	JTR3	47	525	120
1000	BMW	S1000 RR	09-11	JTF404	17	JTR7	44	525	118
1000	BMW	S1000 RR <<< 520 Chain Conversion	09-11	JTF1404	17	JTR75	44	520	118
1000	BMW	S1000 RR <<< 520 Chain Conversion	09-11	JTF1404	17	JTA75	44	520	118
1000	BMW	S1000 RR	12-16	JTF404	17	JTR7	45	525	118
1000	BMW	S1000 RR <<< 520 Chain Conversion	12-16	JTF1404	17	JTR75	45	520	118
1000	BMW	S1000 RR <<< 520 Chain Conversion	12-16	JTF1404	17	JTA75	45	520	118
1000	BMW	S1000 RR Sport	10	JTF404	17	JTR7	44	525	118
1000	BMW	S1000 RR Sport <<< 520 Chain Conversion	10	JTF1404	17	JTR75	44	520	118
1000	BMW	S1000 RR Sport <<< 520 Chain Conversion	10	JTF1404	17	JTA75	44	520	118
1000	BMW	S1000 XR	15-16	JTF404	17	JTR7	45	525	118
1000	BMW	S1000 XR <<< 520 Chain Conversion	15-16	JTF1404	17	JTR75	45	520	118
1000	BMW	S1000 XR <<< 520 Chain Conversion	15-16	JTF1404	17	JTA75	45	520	118
1000	BMW	1000 HP4	13-15	JTF404	17		45	525	118
1000	BMW	1000 HP4 <<< 520 Chain Conversion	13-15	JTF1404	17		45	520	118

Bultaco Road Bikes

50	Bultaco	50 Lobito		JTF1127	12	JTR1132	53	420	130
50	Bultaco	50 Astro SM		JTF1127	13	JTR1132	53	420	132

Cagiva Road Bikes

50	Cagiva	50 Cocis 2A Serie	90-91	JTF708	14	JTR696	50	428	124
50	Cagiva	50 K3	91-92	JTF708	15	JTR696	50	428	
50	Cagiva	50 W4 Trail	92-94	JTF708	15	JTR696	50	428	130
50	Cagiva	50 Super City	92-96	JTF708	13	JTR696	49	428	128
50	Cagiva	50 Prima Super Sports	92-96	JTF708	13	JTR696	49	428	128
50	Cagiva	50 Prima Super Sports	Eire	92-95	JTF708	15	JTR696	43	428
50	Cagiva	50 Mito	99	JTF708	13	JTR696	49	428	
75	Cagiva	75 Cocis	91	JTF708	14	JTR696	50	428	126
80	Cagiva	80 W4 Trail	92-96	JTF708	15	JTR696	50	428	130
80	Cagiva	80 Super City	92-96	JTF708	13	JTR696	49	428	128
80	Cagiva	80 Prima Super Sports	92-96	JTF708	13	JTR696	49	428	128
125	Cagiva	125 SST Ruote Lega	84-87	JTF710	15		62	428	136
125	Cagiva	125 SXT Aletta Rossa WSX Trail	83-87	JTF710	16	JTR1163	45	428	122
125	Cagiva	125 Aletta Oro	85-87	JTF711	12	JTR13	41	520	104
125	Cagiva	125 Blues Custom	87-95	JTF711	14	JTR13	39	520	112
125	Cagiva	125 Cruiser	87-89	JTF711	13	JTR698	39	520	106
125	Cagiva	125 Elefant 1/2/3	84-88	JTF710	16	JTR1163	45	428	122
125	Cagiva	125 Freccia C9	87	JTF711	14	JTR13	38	520	112
125	Cagiva	125 Freccia C10	88-89	JTF711	14	JTR13	39	520	112
125	Cagiva	125 Freccia C12/R/T	89-92	JTF711	14	JTR13	41	520	114
125	Cagiva	125 K7	90-92	JTF711	14	JTR698	41	520	114
125	Cagiva	125 Planet	98-00	JTF711	14		41	520	
125	Cagiva	125 Mito Sports	90-92	JTF711	14	JTR701	43	520	116
125	Cagiva	125 Mito EV	92-99	JTF711	14	JTR701	41	520	114

CC	Make	Model	Year	Front Sprocket	T	Rear Sprocket	T	Pitch	Chain Length
125	Cagiva	125 Mito Evolution	00-04	JTF711	14	JTR701	38	520	114
125	Cagiva	125 Mito Euro 2	04-08	JTF711	14	JTR701	43	520	116
125	Cagiva	125 Mito SP525	08-10	JTF711	14	JTR701	43	520	116
125	Cagiva	125 N90	90-92	JTF711	14	JTR698	42	520	108
125	Cagiva	125 N1	97-99	JTF711	14	JTR701	43	520	116
125	Cagiva	125 Raptor	03	JTF711	14	JTR701	39	520	114
125	Cagiva	125 Raptor	04-10	JTF711	14	JTR701	43	520	116
125	Cagiva	125 Super City	91-99	JTF711	13	JTR701	42	520	112
125	Cagiva	125 Tamanaco	88-91	JTF711	13	JTR698	40	520	106
125	Cagiva	125 W8 Trail	92-95	JTF711	13	JTR698	44	520	108
125	Cagiva	125 W8	99	JTF711	12	JTR698	44	520	
350	Cagiva	350 ALA Rossa Trail	83-84	JTF508	14	JTR709	41	530	108
350	Cagiva	350 ALA Rossa Trail	85-87	JTF725	14			530	108
350	Cagiva	350 Elefant Paris Dakar	86-88	JTF723	14	JTR714	50	520	108
350	Cagiva	350 Alazzurra Sports	85-88	JTF725	14	JTR1022	47	530	108
350	Cagiva	350 T4 E/R	87-91	JTF728	16	JTR828	42	520	110
350	Cagiva	350 W12 Trail	93-96	JTF728	16	JTR698	46	520	110
500	Cagiva	500 T4 E/R	87-90	JTF728	15	JTR828	42	520	110
500	Cagiva	500 Canyon	99-01		15		45	520	112
600	Cagiva	600 Canyon	96-99	JTF728	15		45	520	
600	Cagiva	600 River	95-99	JTF728	15	JTR701	43	520	116
600	Cagiva	600 W16 Trail	94-97	JTF728	15	JTR698	44	520	116
650	Cagiva	650 Alazzurra Sports	85-88	JTF725	15	JTR1022	41	530	100
650	Cagiva	650 Elefant Trail	85-87	JTF725	15	JTR718	44	530	106
650	Cagiva	650 Alazzurra GT Sports	86-88	JTF725	15	JTR718	44	530	106
650	Cagiva	650 Raptor	01-07	JTF520	15		45	525	112
650	Cagiva	650 V-Raptor	01-07	JTF520	15		45	525	112
750	Cagiva	750 Elefant Trail / Lucky Explorer	87-89	JTF726	14	JTR718	46	530	108
750	Cagiva	750 Elefant	93-98		15	JTR729	46	530	108
900	Cagiva	900 Elefant	90-97	JTF739	15	JTR729	46	530	108
900	Cagiva	900 Elefant IE	90-97		15	JTR729	46	530	108
900	Cagiva	900 Grand Canyon	99	JTF739	15	JTR729	46	530	
900	Cagiva	900 Canyon	99		15		45	525	108
1000	Cagiva	1000 Navigator	01-05	JTF520	16		41	525	108
1000	Cagiva	1000 Raptor	01-06	JTF513	16		40	530	106
1000	Cagiva	1000 V-Raptor	01-06	JTF513	16		40	530	106
1000	Cagiva	1000 Xtra Raptor	01-05	JTF513	16			530	

CPI Road Bikes

50	CPI	50 SM	06-07	JTF1120	11	JTR1079	62	420	136
----	-----	-------	-------	---------	----	---------	----	-----	-----

Daelim Road Bikes

100	Daelim	100 Altino		JTF259	14	JTR269	40	428	116
125	Daelim	VC125 S	96-99	JTF259	14	JTR269	43	428	126
125	Daelim	VC125 (80 KmH Version)	Germany 96-97	JTF259	13	JTR269	43	428	126
125	Daelim	VJ125 Roadwin	04-07	JTF259	14	JTR269	42	428	130
125	Daelim	VJF125 R Roadwin FI	08-16	JTF259	14	JTR269	44	428	130
125	Daelim	VL125 Daystar	00-07	JTF259	14	JTR269	42	428	146
125	Daelim	VL125 Daystar (80 KmH Version)	Germany 00-07	JTF259	13	JTR269	42	428	146
125	Daelim	VL125 FI Daystar II	08-11	JTF259	14	JTR269	45	428	148
125	Daelim	VS125	97-99	JTF259	14	JTR269	42	428	126
125	Daelim	VS125 Evolution	00-03	JTF259	14	JTR269	42	428	126
125	Daelim	VT125 Evolution	98-02	JTF259	14	JTR269	42	428	134
125	Daelim	VT125 Evolution (80 KmH Version)	Germany 98-02	JTF259	13	JTR269	42	428	134
250	Daelim	250 Roadwin FI	09-10						

Derbi Road Bikes

50	Derbi	50 GPR R	00-06	JTF1127	12		52	420	
50	Derbi	50 GPR Racing	04-05	JTF1127	12	JTR1133	53	420	132
50	Derbi	50 GPR Racing	06-13	JTF1128	11	JTR1133	53	420	132

CC	Make	Model	Year	Front Sprocket	T	Rear Sprocket		Chain	
						T	Pitch	Length	
50	Derbi	50 GPR Nude	04-05	JTF1127	12	JTR1133	53	420	132
50	Derbi	50 GPR Nude	06-13	JTF1128	11	JTR1133	53	420	132
50	Derbi	50 R-DRD Black Devil	04-05	JTF1127	13	JTR1131	53	420	130
50	Derbi	50 Senda R	00-02	JTF1127	13	JTR1131	53	420	134
50	Derbi	50 Senda R Classic	01	JTF1127	12		53	420	130
50	Derbi	50 Senda R DRD	02-05	JTF1127	13	JTR1132	53	420	140
50	Derbi	50 Senda R DRD Racing	06-08	JTF1128	11	JTR1132	53	420	130
50	Derbi	50 Senda R DRD Racing	09-12	JTF1128	11	JTR1132	53	420	130
50	Derbi	50 Senda R DRD Pro	06-08	JTF1128	11	JTR1132	53	420	132
50	Derbi	50 Senda R DRD Pro	09-12	JTF1128	11	JTR1132	53	420	132
50	Derbi	50 Senda R Racer	02-03	JTF1127	12		53	420	130
50	Derbi	50 Senda R X-treme	02-05	JTF1127	13	JTR1131	53	420	130
50	Derbi	50 Senda R X-treme	06-08	JTF1128	11	JTR1131	53	420	130
50	Derbi	50 Senda R X-treme	09-10	JTF1128	11	JTR1131	53	420	130
50	Derbi	50 Senda R DRD X-treme	11-14	JTF1128	11	JTR1131	53	420	130
50	Derbi	50 Senda R X-Race	04-05	JTF1127	13	JTR1131	53	420	130
50	Derbi	50 Senda R X-Race	06-08	JTF1128	11	JTR1131	53	420	130
50	Derbi	50 Senda R X-Race	09-10	JTF1128	11	JTR1131	53	420	130
50	Derbi	50 Senda SM Classic	99-02	JTF1127	13		53	420	130
50	Derbi	50 Senda SM X-treme	00-05	JTF1127	14	JTR1131	53	420	130
50	Derbi	50 Senda SM X-treme	06-08	JTF1128	11	JTR1131	53	420	130
50	Derbi	50 Senda SM X-treme	09-12	JTF1128	11	JTR1131	53	420	130
50	Derbi	50 Senda SM X-race	04-05	JTF1127	14	JTR1131	53	420	130
50	Derbi	50 Senda SM X-race	06-08	JTF1128	11	JTR1131	53	420	130
50	Derbi	50 Senda SM X-race	09-10	JTF1128	11	JTR1131	53	420	130
50	Derbi	50 Senda SM Racer	02-03	JTF1127	13		53	420	130
50	Derbi	50 Senda SM DRD	02-05	JTF1127	14	JTR1132	53	420	130
50	Derbi	50 Senda SM DRD Racing	06-10	JTF1128	11	JTR1132	53	420	130
50	Derbi	50 Senda SM DRD Racing	11-12	JTF1128	11	JTR1133	53	420	130
50	Derbi	50 Senda SM DRD Racing Limited	07	JTF1128	11	JTR1133	53	420	130
50	Derbi	50 Senda SM DRD Pro	06-12	JTF1128	11	JTR1132	53	420	132
50	Derbi	50 Senda SM DRD Evo	09-10	JTF1128	11	JTR1133	53	420	130
50	Derbi	50 Senda SM DRD Evo Ltd. Ed.	10	JTF1128	11	JTR1133	53	420	130
125	Derbi	125 Baja SM	06-08	JTF259	15	JTR1134	48	428	134
125	Derbi	125 Cross City	07-08	JTF259	15	JTR1134	50	428	134
125	Derbi	125 Cross City	09-13	JTF259	15	JTR1134	50	428	134
125	Derbi	125 GPR Nude	04-08	JTF558	16		50	428	130
125	Derbi	125 GPR Racing	04-08	JTF558	16		50	428	130
125	Derbi	125 GPR 4-Stroke	09-13	JTF277	14		49	428	130
125	Derbi	125 Mulhacen (Spoke Wheel)	07-13	JTF277	14	JTR1134	51	428	130
125	Derbi	125 Mulhacen (Alloy Wheel)	07-13	JTF277	14		49	428	130
125	Derbi	125 Mulhacen Cafe	09-12	JTF277	14		49	428	130
125	Derbi	125 Senda Baja SM	06-08	JTF1264	17	JTR1134	52	428	140
125	Derbi	125 Senda Baja SM	09-12						
125	Derbi	125 Senda Baja R Enduro	06-08	JTF1264	17	JTR1134	54	428	142
125	Derbi	125 Senda Baja R Enduro	09-12						
125	Derbi	125 Senda DRD R	06-13						
125	Derbi	125 Senda DRD SM	09-13	JTF277	14	JTR1134	50	428	132
125	Derbi	125 Senda R	04-07	JTF264	17	JTR1134	54	428	136
125	Derbi	125 Senda SM	04-07	JTF264	17	JTR1134	50	428	136
125	Derbi	125 Senda Trail	04-05	JTF264	17	JTR1134	54	428	142
125	Derbi	125 Terra	07-08	JTF277	14	JTR1134	51	428	130
125	Derbi	125 Terra	09-10	JTF277	14	JTR1134	51	428	130
125	Derbi	125 Terra Adventure	10-12	JTF277	14	JTR1134	51	428	130
659	Derbi	659 Mulhacen	07-08	JTF308	15	JTR817	46	520	106
659	Derbi	659 Mulhacen Cafe	09-12	JTF308	15	JTR817	46	520	106

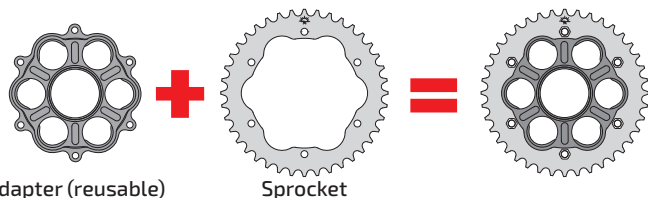
CC	Make	Model	Year	Front Sprocket	T	Rear Sprocket Adapter	Rear Sprocket	T	Aluminium Rear Sprocket	Chain Pitch	Chain Length
Ducati Road Bikes											
400	Ducati	400 Monster (Japan Only)	01-04	JTF736	15		JTR735	46	JTA735	520	
400	Ducati	400 Monster (Japan Only)	05-08	JTF736	15		JTR735	48	JTA735	520	106
400	Ducati	400 Scrambler Sixty2	16		15		JTR746	48			
400	Ducati	400 SS Junior Super Sport	92-96		14		JTR735	43	JTA735	520	108
500	Ducati	500 Desmo GTL/S	79		15		JTR1022	38		530	98
500	Ducati	500 SL Pantah Sports	80-84	JTF492	14		JTR1022	38		530	94
600	Ducati	600 SL Pantah Sports	80-84	JTF492	15		JTR1022	38		530	94
600	Ducati	600 Monster <02961	94	JTF736	15		JTR735	38	JTA735	520	100
600	Ducati	600 Monster >02962	95-98	JTF736	14		JTR735	43	JTA735	520	100
600	Ducati	600 Monster	99-01	JTF736	15		JTR735	46	JTA735	520	102
600	Ducati	600 SS <01852	94	JTF736	14		JTR735	36	JTA735	520	96
600	Ducati	600 SS >01853	95-99	JTF736	15		JTR735	41	JTA735	520	98
620	Ducati	620 Monster i.e.	02-03	JTF736	15		JTR735	46	JTA735	520	106
620	Ducati	620 Monster i.e.	04-06	JTF736	15		JTR735	48	JTA735	520	106
620	Ducati	620 S Monster i.e.	02-03	JTF736	15		JTR735	46	JTA735	520	106
620	Ducati	620 S Monster i.e.	04-06	JTF736	15		JTR735	48	JTA735	520	106
620	Ducati	620 Monster Dark	03	JTF736	15		JTR735	46	JTA735	520	106
620	Ducati	620 Monster Dark	04-06	JTF736	15		JTR735	48	JTA735	520	106
620	Ducati	620 Monster Dark MD Monodisco	04	JTF736	15		JTR735	46	JTA735	520	106
620	Ducati	620 Multistrada	05-06	JTF736	15		JTR735	48	JTA735	520	108
620	Ducati	620 Multistrada Dark	05-06	JTF736	15		JTR735	48	JTA735	520	108
620	Ducati	620 Sport	03	JTF736	15		JTR735	44	JTA735	520	100
650	Ducati	650 Indiana Custom	87-88	JTF725	15		JTR718	48		530	104
695	Ducati	695 Monster	07-08	JTF736	15		JTR735	42	JTA735	520	102
696	Ducati	696 Monster	08-11	JTF736	15		JTR735	45	JTA735	520	108
696	Ducati	696 Monster	12-14	JTF736	15		JTR735	45	JTA735	520	108
748	Ducati	748 Biposto	95-03	JTF736	14	JTA750B	JTR751	38	JTA751	520	94
748	Ducati	748 SP	95-98	JTF736	14	JTA750B	JTR751	37	JTA751	520	94
748	Ducati	748 R	01-02	JTF736	14	JTA750B	JTR751	36	JTA751	520	94
748	Ducati	748	02-03	JTF736	14	JTA750B	JTR751	38	JTA751	520	94
748	Ducati	748 S	02-03	JTF736	14	JTA750B	JTR751	38	JTA751	520	94
749	Ducati	749	04-05	JTF741	14		JTR744	39		525	96
749	Ducati	749	06	JTF741	14		JTR744	39		525	98
749	Ducati	749 R	06	JTF741	15		JTR744	35		525	98
749	Ducati	749 S	03	JTF741	14		JTR744	39		525	96
749	Ducati	749 S	04-06	JTF741	14		JTR744	38		525	96
750	Ducati	750 Indiana Custom	87-90	JTF726	15		JTR718	46		530	104
750	Ducati	750 F1 -1	85-86	JTF725	15		JTR1022	38		530	98
750	Ducati	750 F1 -2	87	JTF497	15		JTR1022	38		530	98
750	Ducati	750 F1 -3 SS	88	JTF497	15		JTR1022	40		530	98
750	Ducati	750 Monster	96-97	JTF736	15		JTR735	38	JTA735	520	98
750	Ducati	750 Monster	98-01	JTF736	15		JTR735	41	JTA735	520	100
750	Ducati	750 Monster i.e.	02	JTF736	15		JTR735	41	JTA735	520	102
750	Ducati	750 Monster i.e. Dark	02	JTF736	15		JTR735	41	JTA735	520	102
750	Ducati	750 Montjuich	86-87		14		JTR491	40		520	98
750	Ducati	750 Lagunaseca	87		15		JTR491	40		520	110
750	Ducati	750 Paso Sport	86-90	JTF495	15		JTR491	38		520	106
750	Ducati	750 Paso	88-90	JTF495	15		JTR491	38		520	106
750	Ducati	750 Santa Monica SS	87-88		15		JTR491	38		520	110
750	Ducati	750 Sport	88-90	JTF495	15		JTR491	38		520	96
750	Ducati	750 Sport	02	JTF736	15		JTR735	40	JTA735	520	98
750	Ducati	750 SS	91-98	JTF736	15		JTR735	37	JTA735	520	98
750	Ducati	750 SS	99-02	JTF736	14		JTR735	40	JTA735	520	98
795	Ducati	795 Monster	12-15	JTF740	15	JTA750B	JTR752	39		525	104
796	Ducati	796 Hypermotard	10-11	JTF740	15	JTA750B	JTR752	41	JTA752	525	104
796	Ducati	796 Hypermotard	12	JTF741	15	JTA750B	JTR752	41	JTA752	525	104
796	Ducati	796 Monster	12-15	JTF740	15	JTA750B	JTR752	39	JTA752	525	104

CC	Make	Model	Year	Front Sprocket	T	Rear Sprocket Adapter	Rear Sprocket	T	Aluminium Rear Sprocket	Chain Pitch	Chain Length
796	Ducati	796 Monster Corse Stripe	15	JTF740	15	JTA750B	JTR752	39	JTA752	525	104
800	Ducati	800 Monster i.e.	03-04	JTF736	15		JTR735	42	JTA735	520	102
800	Ducati	800 Monster Dark	03	JTF736	15		JTR735	42	JTA735	520	102
800	Ducati	800 Monster S2R	05-07	JTF736	15	JTA750B	JTR751	42	JTA751	520	104
800	Ducati	800 Monster S2R Dark	06	JTF736	15	JTA750B	JTR751	42	JTA751	520	104
800	Ducati	800 Scrambler Classic	15-16	JTF736	15		JTR746	46		520	104
800	Ducati	800 Scrambler Flat Track Pro	15-16	JTF736	15		JTR746	46		520	104
800	Ducati	800 Scrambler Full Throttle	15-16	JTF736	15		JTR746	46		520	104
800	Ducati	800 Scrambler Icon	15-16	JTF736	15		JTR746	46		520	104
800	Ducati	800 Scrambler Urban Enduro	15-16	JTF736	15		JTR746	46		520	104
800	Ducati	800 Sport	03	JTF736	15		JTR735	39	JTA735	520	98
800	Ducati	800 SS	03-06	JTF736	15		JTR735	39	JTA735	520	98
800	Ducati	800 SS	07	JTF736	15		JTR735	39	JTA735	520	98
820	Ducati	820 Hypermotard	13-14	JTF741	15	JTA750B	JTR752	45		525	108
820	Ducati	820 Hypermotard SP	13-14	JTF741	15	JTA750B	JTR752	45		525	108
820	Ducati	820 Hyperstrada	13-14	JTF741	15	JTA750B	JTR752	45		525	108
821	Ducati	821 Hypermotard	14-16	JTF741	15	JTA750B	JTR752	45		525	108
821	Ducati	821 Hypermotard SP	14-16	JTF741	15	JTA750B	JTR752	45		525	108
821	Ducati	821 Hyperstrada	14-16	JTF741	15	JTA750B	JTR752	45		525	108
821	Ducati	821 Monster	14-16		15		JTR746	46		520	108
821	Ducati	821 Monster Dark	14-16		15		JTR746	46		520	108
821	Ducati	821 Monster Stripe	14-16		15		JTR746	46		520	108
848	Ducati	848	08-10	JTF741	15	JTA750B	JTR752	39	JTA752	525	98
848	Ducati	848 Evo	11-13	JTF741	15	JTA750B	JTR752	39	JTA752	525	98
848	Ducati	848 Evo Corse Special Edition	12-13	JTF741	15	JTA750B	JTR752	39	JTA752	525	98
848	Ducati	848 Streetfighter	12-15	JTF741	15	JTA750B	JTR752	42	JTA752	525	104
848	Ducati	848 <<< 520 Chain Conversion	08-15	JTF742	15	JTA750B	JTR751	39	JTA751	520	98
851	Ducati	851 Kit / Superbike	88	JTF736	15		JTR491	38		520	98
851	Ducati	851 Strada	89-92	JTF736	15		JTR735	39	JTA735	520	98
851	Ducati	851 SP	88-89	JTF736	15		JTR491	38		520	98
851	Ducati	851 SP	90	JTF736	15		JTR735	39	JTA735	520	98
851	Ducati	851 SP	91	JTF736	15		JTR735	37	JTA735	520	98
851	Ducati	851 Strada Biposto	90-92	JTF736	15		JTR735	39	JTA735	520	98
888	Ducati	888 Strada	93-94	JTF736	15		JTR735	36	JTA735	520	98
899	Ducati	899 Panigale	14-15	JTF748	15		JTR746	44		520	106
900	Ducati	900 S2 / MHR	83-85		15		JTR1022	41		530	106
900	Ducati	900 Super Light	92-98	JTF736	15		JTR735	37	JTA735	520	96
900	Ducati	900 Super Sport	80-83		16		JTR1022	38		530	104
900	Ducati	900 Super Sport	89-92	JTF736	15		JTR735	39	JTA735	520	96
900	Ducati	900 SS	98-02	JTF736	15		JTR735	40	JTA735	520	98
900	Ducati	900 Monster	94-98	JTF736	15		JTR735	39	JTA735	520	98
900	Ducati	900 Monster	99	JTF736	15		JTR735	38	JTA735	520	98
900	Ducati	900 Monster i.e.	00-01	JTF736	15		JTR735	39	JTA735	520	98
900	Ducati	900 Monster i.e.	02	JTF736	15		JTR735	38	JTA735	520	100
900	Ducati	900 MH900 e	02	JTF736	15		JTR735	38	JTA735	520	98
906	Ducati	906 Paso Sports	89	JTF736	15		JTR491	40		520	108
906	Ducati	906 Paso Sports	90-93	JTF736	15		JTR491	38		520	106
907	Ducati	907 Paso Sports	90-93	JTF737	15		JTR735	40	JTA735	520	108
907	Ducati	907 I.E.	91-92		15		JTR735	40	JTA735	520	108
916	Ducati	916 Monster S4	01-03	JTF740	15		JTR745	37		525	100
916	Ducati	916 Monster S4R	04-06	JTF740	15	JTA750B	JTR752	42	JTA752	525	104
916	Ducati	916 Strada Biposto	94-00	JTF740	15	JTA750B	JTR752	36	JTA752	525	94

Reusable Rear Sprocket Adapter

Part numbers: JTA750B, JTA760B, JTA770B

Refer to specific motorcycle model for correct adapter and sprocket



Adapter (reusable)

Sprocket

CC	Make	Model	Year	Front Sprocket	T	Rear Sprocket Adapter	Rear Sprocket	T	Aluminium Rear Sprocket	Chain Pitch	Chain Length
916	Ducati	916 SPS Sport Production	94-00	JTF740	15	JTA750B	JTR752	36	JTA752	525	94
916	Ducati	916 <<< 520 Chain Conversion	94-00	JTF736	15	JTA750B	JTR751	36	JTA751	520	94
916	Ducati	916 Sport Touring ST4	99-03	JTF740	15		JTR745	43		525	102
939	Ducati	939 Hypermotard / SP	16	JTF741	15			43		525	106
939	Ducati	939 Hyperstrada	16	JTF741	15			43		525	106
944	Ducati	944 Sport Turismo ST2	97-03	JTF740	15		JTR745	42		525	102
944	Ducati	959 Panigale	16	JTF748	15		JTR746	43		520	106
992	Ducati	992 Sport Touring ST3 / ABS	04-07	JTF741	15		JTR745	42		525	102
996	Ducati	996 Biposto	99-01	JTF740	15	JTA750B	JTR752	36	JTA752	525	
996	Ducati	996 Monster S4R	04-06	JTF740	15	JTA750B	JTR752	42	JTA752	525	104
996	Ducati	996 SPS	99-01	JTF740	15	JTA750B	JTR752	38	JTA752	525	102
996	Ducati	996 Sport Touring ST4S	02-05	JTF740	15		JTR745	38		525	102
996	Ducati	996 Sport Touring ST4S ABS	03-05	JTF740	15		JTR745	38		525	102
998	Ducati	998	02-03	JTF741	15	JTA750B	JTR752	36	JTA752	525	94
998	Ducati	998 S	02	JTF741	15	JTA750B	JTR752	36	JTA752	525	94
998	Ducati	998 Monster S4R Testastretta / S	07	JTF741	15			43		525	104
999	Ducati	999	03-06	JTF741	15		JTR744	36		525	96
999	Ducati	999 R	06	JTF741	15		JTR744	36		525	96
999	Ducati	999 S	03-06	JTF741	15		JTR744	36		525	96
999	Ducati	999 S AMA	07	JTF741	15		JTR744	36		525	96
1000	Ducati	1000 Multistrada DS	04-06	JTF741	15	JTA750B	JTR752	42	JTA752	525	102
1000	Ducati	1000 S Multistrada DS	05-06	JTF741	15	JTA750B	JTR752	42	JTA752	525	102
1000	Ducati	1000 Monster i.e.	03-05	JTF741	15		JTR745	39		525	100
1000	Ducati	1000 S Monster i.e.	04-05	JTF741	15		JTR745	39		525	100
1000	Ducati	1000 Monster S2R	05	JTF741	15	JTA750B	JTR752	42	JTA752	525	104
1000	Ducati	1000 Monster S2R	06-08	JTF741	15	JTA750B	JTR752	41	JTA752	525	104
1000	Ducati	1000 Sport	06	JTF741	15		JTR745	38		525	100
1000	Ducati	1000 Sport S	07-09	JTF741	15		JTR745	39		525	100
1000	Ducati	1000 Sport Biposto	07-08	JTF741	15		JTR745	39		525	100
1000	Ducati	1000 Sport Monoposto (Japan Only)	07	JTF741	15		JTR745	38		525	100
1000	Ducati	1000 Paul Smart Limited Edition	06	JTF741	15		JTR745	38		525	100
1000	Ducati	1000 SS / SS DS	03-06	JTF741	15		JTR745	38		525	96
1000	Ducati	1000 Sportclassic GT	07-10	JTF741	15		JTR745	39		525	100
1000	Ducati	1000 Sportclassic GT Touring	09	JTF741	15		JTR745	39		525	100
1098	Ducati	1098	07-08	JTF741	15	JTA760B	JTR761	38	JTA761	525	98
1098	Ducati	1098 R	08-09	JTF741	15	JTA760B	JTR761	38	JTA761	525	98
1098	Ducati	1098 S	07-08	JTF741	15	JTA760B	JTR761	38	JTA761	525	98
1098	Ducati	1098 R / S <<< 520 Chain Conversion	07-09	JTF742	15	JTA760B	JTA762	38	JTA762	520	98
1098	Ducati	1099 Steetfighter	09-11	JTF741	15	JTA760B	JTR761	38	JTA761	525	102
1098	Ducati	1099 Steetfighter S	09-13	JTF741	15	JTA760B	JTR761	38	JTA761	525	102
1100	Ducati	1100 Monster	09-10	JTF741	15	JTA750B	JTR752	39	JTA752	525	104
1100	Ducati	1100 Monster Evo	11-13	JTF741	15	JTA750B	JTR752	39	JTA752	525	104
1100	Ducati	1100 Monster Diesel	13	JTF741	15	JTA750B	JTR752	39	JTA752	525	104
1100	Ducati	1100 S Monster	09-10	JTF741	15	JTA750B	JTR752	39	JTA752	525	104
1100	Ducati	1100 Multistrada	07-09	JTF741	15	JTA750B	JTR752	42	JTA752	525	106
1100	Ducati	1100 S Multistrada	07-09	JTF741	15	JTA750B	JTR752	42	JTA752	525	106
1100	Ducati	1100 Hypermotard	08-09	JTF741	15	JTA750B	JTR752	42	JTA752	525	104
1100	Ducati	1100 S Hypermotard	08-09	JTF741	15	JTA750B	JTR752	42	JTA752	525	104
1100	Ducati	1100 Hypermotard Evo / SP Evo	10-12	JTF741	15	JTA750B	JTR752	41	JTA752	525	104
1100	Ducati	1100 Hypermotard Evo SP Corse Edition	12	JTF741	15	JTA750B	JTR752	41	JTA752	525	104
1198	Ducati	1198	09-11	JTF741	15	JTA760B	JTR761	38	JTA761	525	98
1198	Ducati	1198 R Corse SE	10-11	JTF741	15	JTA760B	JTR761	38	JTA761	525	98
1198	Ducati	1198 S	09-10	JTF741	15	JTA760B	JTR761	38	JTA761	525	98
1198	Ducati	1198 S Corse SE	10	JTF741	15	JTA760B	JTR761	38	JTA761	525	98
1198	Ducati	1198 SP	11	JTF741	15	JTA760B	JTR761	38	JTA761	525	98
1198	Ducati	1198 R / S / SP <<< 520 Chain Conversion	09-11	JTF742	15	JTA760B	JTA762	38	JTA762	520	98
1198	Ducati	1198 Diavel	11-16	JTF741	15	JTA760B	JTR761	43	JTA761	525	118
1198	Ducati	1198 Diavel AMG	12	JTF741	15	JTA760B	JTR761	43	JTA761	525	118
1198	Ducati	1198 Diavel Carbon	11-16	JTF741	15	JTA760B	JTR761	43	JTA761	525	118

CC	Make	Model	Year	Front Sprocket	T	Rear Sprocket Adapter	Rear Sprocket	T	Aluminium Rear Sprocket	Chain Pitch	Chain Length
1198	Ducati	1198 Diavel Cromo / Dark / Strada	12-15	JTF741	15	JTA760B	JTR761	43	JTA761	525	118
1198	Ducati	1198 Diavel Titanium	16	JTF741	15	JTA760B	JTR761	43	JTA761	525	118
1199	Ducati	1199 Panigale	12-15	JTF749	15	JTA770B	JTR761	39	JTA761	525	104
1199	Ducati	1199 Panigale R	13-16	JTF749	15	JTA770B	JTR761	41	JTA761	525	106
1199	Ducati	1199 Panigale S	12-15	JTF749	15	JTA770B	JTR761	39	JTA761	525	104
1199	Ducati	1199 Panigale S Tricolore	12-13	JTF749	15	JTA770B	JTR761	39	JTA761	525	104
1199	Ducati	1199 Panigale <<< 520 Chain Conversion	12-15	JTF748	15	JTA770B	JTA762	39	JTA762	520	104
1199	Ducati	1199 Superleggeria	15	JTF749	15	JTA770B	JTR761	41	JTA761	525	106
1200	Ducati	1200 Multistrada	10-16	JTF743	15	JTA760B	JTR763	40		530	108
1200	Ducati	1200 Multistrada DVT	16	JTF743	15	JTA760B	JTR763	40		530	108
1200	Ducati	1200 Multistrada DVT Sport Pack	16	JTF743	15	JTA760B	JTR763	40		530	108
1200	Ducati	1200 Multistrada DVT Urban Pack	16	JTF743	15	JTA760B	JTR763	40		530	108
1200	Ducati	1200 Multistrada Enduro	16	JTF743	15			43		530	116
1200	Ducati	1200 S Multistrada	10-16	JTF743	15	JTA760B	JTR763	40		530	108
1200	Ducati	1200 S Multistrada DVT	16	JTF743	15	JTA760B	JTR763	40		530	108
1200	Ducati	1200 S Multistrada DVT Urban Pack	16	JTF743	15	JTA760B	JTR763	40		530	108
1200	Ducati	1200 S Multistrada GT	10-16	JTF743	15	JTA760B	JTR763	40		530	108
1200	Ducati	1200 S Multistrada Pikes Peak	12-16	JTF743	15	JTA760B	JTR763	40		530	108
1200	Ducati	1200 S Multistrada Touring	10-16	JTF743	15	JTA760B	JTR763	40		530	108
1200	Ducati	1200 S Multistrada Touring D-Air	15-16	JTF743	15	JTA760B	JTR763	40		530	108
1200	Ducati	1200 S Multistrada Touring D-Air DVT	16	JTF743	15	JTA760B	JTR763	40		530	108
1200	Ducati	1200 Monster	14-16	JTF741	15	JTA770B	JTR761	41	JTA761	525	108
1200	Ducati	1200 R Monster	16	JTF741	15	JTA770B	JTR761	41	JTA761	525	108
1200	Ducati	1200 S Monster	14-16	JTF741	15	JTA770B	JTR761	41	JTA761	525	108
1200	Ducati	1200 S Monster Stripe	16	JTF741	15	JTA770B	JTR761	41	JTA761	525	108
1299	Ducati	1299 Panigale	15-16	JTF749	15	JTA770B	JTR761	39	JTA761	525	104
1299	Ducati	1299 Panigale S	15-16	JTF749	15	JTA770B	JTR761	39	JTA761	525	104



Reusable Rear Sprocket Adapter

Part numbers: JTA750B, JTA760B, JTA770B

Refer to specific motorcycle model for correct adapter and sprocket

Adapter (reusable) Sprocket

CC	Make	Model	Year	Front Sprocket	T	Rear Sprocket	T	Chain Pitch	Chain Length
Fantic Road Bikes									
50	Fantic	50 Caballero Casa	06-08	JTF1120	11		58	420	136
50	Fantic	50 Caballero SM	06-08	JTF1120	11		58	420	136
Generic Road Bikes									
50	Generic	50 Trigger SM	07-09	JTF1120	11		53	420	128
50	Generic	50 Trigger X	09	JTF1120	11		55	420	136
Gilera Road Bikes									
50	Gilera	50 GP	02-03	JTF1127	12		52	420	132
50	Gilera	50 RCR	03-05	JTF1127	13	JTR1131	53	420	130
50	Gilera	50 RCR	06	JTF1128	11	JTR1131	53	420	130
50	Gilera	50 SMT	03-05	JTF1127	14	JTR1131	53	420	130
50	Gilera	50 SMT	06	JTF1128	11	JTR1131	53	420	130
50	Gilera	50 Zulu	01-02	JTF1127	12		46	420	124
125	Gilera	125 Apache	91-92		14	JTR606	43	520	114
125	Gilera	125 Cougar	01	JTF264	16	JTR485	46	428	
125	Gilera	125 Crono	91-92		14	JTR604	40	520	106
125	Gilera	125 KK/KZ	86-89		16	JTR485	46	428	126
125	Gilera	125 MX 1	88-89		13	JTR604	38	520	104
125	Gilera	125 MX/R	89-91		13	JTR604	38	520	104
125	Gilera	125 R1/R1/S	88-89		13	JTR5	44	520	110
125	Gilera	125 RC Rally	87-88		13	JTR602	44	520	114
125	Gilera	125 RC Top Rally	89-92		14	JTR606	43	520	114
125	Gilera	125 RRT Nebraska	87		16	JTR600	52	428	126
125	Gilera	125 RTX	85-88		16	JTR600	52	428	128
125	Gilera	125 SC	06-08	JTF558	16		50	428	
125	Gilera	125 SP/01	88-92		14	JTR604	38	520	106
125	Gilera	125 SP/02	90-92		14	JTR604	38	520	106
125	Gilera	125 XR/1	88		13	JTR16	44	520	104
125	Gilera	125 XR/2	89-92		13	JTR604	44	520	104
125	Gilera	125RV Sport	86-90		16		50	428	126
125	Gilera	125RX Arizona Trail	86-88		16	JTR600	52	428	128
200	Gilera	200 RV	86-88		13	JTR13	40	520	104
200	Gilera	200 RX, Arizona	85-88		13	JTR602	40	520	104
350	Gilera	350 ER, Dakota	85-89		14	JTR610	51	520	108
500	Gilera	500 Saturno	90-93		14	JTR5	43	520	106
600	Gilera	600 Northwest	92-93		14	JTR611	43	520	108
600	Gilera	600 RC	89-92		14	JTR245/2	43	520	106
600	Gilera	600 RC/R	91-93		14	JTR245/2	52	520	
600	Gilera	600 XR/T	88-89		14	JTR5	43	520	106
800	Gilera	GP800	08-09		22		47	525	102
Harley Davidson Road Bikes									
883	H.D.	XLH883 Sportster	84-85	JTF884	21	JTR7082	48	530	110
883	H.D.	XLH883 Sportster	86-90	JTF884	21	JTR7086	48	530	110
883	H.D.	XLH883 Sportster	91-92	JTF989	21	JTR7086	48	530	110
1200	H.D.	XLH1200 Sportster	84-85	JTF884	21	JTR7082	48	530	110
1200	H.D.	XLH1200 Sportster	86-90	JTF884	21	JTR7086	48	530	110
1200	H.D.	XLH1200 Sportster	91-92	JTF989	21	JTR7086	48	530	110
HMZ Road Bikes									
125	HMZ	GS125		JTF410	14	JTR810	43	428	116
125	HMZ	HMZ125 Cruise I	96-	JTF426	14	JTR810	48	428	126
125	HMZ	HMZ125 Cruise II		JTF410	14	JTR810	47	428	126
125	HMZ	XR125		JTF410	14	JTR810	47	428	132
125	HMZ	125 V2 Chopper		JTF410	13	JTR810	48	428	138

CC	Make	Model	Year	Front Sprocket	T	Rear Sprocket	T	Chain Pitch	Chain Length
Honda Road Bikes									
50	Honda	C50	70-75	JTF253	13	JTR256	38	420	98
50	Honda	C50	75-80	JTF253	13	JTR257	41	420	98
50	Honda	C50 Z2,ZZ,L	80-82	JTF253	13	JTR257	40	420	98
50	Honda	C50 C Cub	82-84	JTF252	12	JTR257	40	420	98
50	Honda	C50 Cub		JTF247	13	JTR1203	42	420	100
50	Honda	C50 E Super Cub	84-85	JTF252	13	JTR257	41	420	98
50	Honda	C50 LAC,LAE	82-87	JTF253	15	JTR257	40	420	98
50	Honda	C50 E,LAG	88	JTF253	13	JTR257	41	420	98
50	Honda	C50 GLX		JTF252	12	JTR211	42	420	100
50	Honda	CB50 J	75-82	JTF252	12	JTR256	42	420	104
50	Honda	CF50 Chaly	79-96	JTF253	14	JTR256	38	420	88
50	Honda	CY50		JTF253	13	JTR256	43	420	96
50	Honda	CB50 J		JTF252	12	JTR256	42	420	102
50	Honda	CB50 V Dream		JTF252	12		43	420	112
50	Honda	MB5		JTF253	13	JTR239	43	420	106
50	Honda	MB50 SA		JTF252	12	JTR239	45	420	108
50	Honda	MB50 SA		JTF252	12	JTR239	45	420	106
50	Honda	MBX50 SD,SF		JTF252	12	JTR239	45	420	118
50	Honda	MBX50 SDF (40 kmh)		JTF253	13	JTR239	43	420	118
50	Honda	MBX50 SDH (50 kmh)		JTF253	13	JTR239	45	420	118
50	Honda	MT50 S		JTF253	13	JTR239	45	420	108
50	Honda	MT50		JTF252	12	JTR239	47	420	108
50	Honda	MTX50 S-C,E		JTF252	12	JTR239	47	420	122
50	Honda	MTX50		JTF253	14	JTR239	47	420	122
50	Honda	MTX50		JTF251	14	JTR239	36	420	122
50	Honda	MTX50		JTF252	12	JTR239	50	420	126
50	Honda	NS50 F		JTF253	14	JTR239	43	420	118
50	Honda	NSR50 S-K		JTF253	15	JTR216	45	420	116
50	Honda	NSR50		JTF251	15	JTR216	36	420	122
50	Honda	NSR50 S-K		JTF253	13	JTR216	47	420	126
50	Honda	NSR50 H,J		JTF253	14	JTR216	40	420	106
50	Honda	NSR50 K,L,N,P,R,S		JTF253	14	JTR216	42	420	108
50	Honda	SS50 Z-K1		JTF253	13	JTR256	41	420	98
50	Honda	SS50 Z-B1		JTF253	13	JTR256	42	420	98
50	Honda	ST50		JTF253	14	JTR256	41	420	96
50	Honda	ST50 J,K Dax		JTF249	14	JTR256	41	420	88
50	Honda	ST50 L Dax		JTF249	15	JTR256	38	420	88
50	Honda	ST50 G Dax		JTF253	15	JTR256	38	420	90
50	Honda	ST50 J,K,L Dax		JTF249	14	JTR256	40	420	88
50	Honda	XL50		JTF253	14	JTR256	43	420	
50	Honda	Z50 A Monkey		JTF252	13	JTR255	35	420	78
50	Honda	Z50		JTF253	13	JTR255	37	420	76
50	Honda	ZB50		JTF252	15	JTR256	37	420	100
50	Honda	ZB50		JTF253	15	JTR256	38	420	102
50	Honda	ZB50 B Monkey		JTF253	14	JTR256	40	420	102
70	Honda	C70		JTF253	14	JTR257	39	420	98
70	Honda	C70 Z2,ZZ,C		JTF253	14	JTR257	36	420	96
70	Honda	C70 E Cub		JTF253	14	JTR257	36	420	98
70	Honda	C70 Passport		JTF253	14	JTR257	36	420	96
70	Honda	C70 Passport		JTF252	14	JTR257	36	420	96
70	Honda	CF70 Chaly		JTF253	14	JTR256	35	420	88
70	Honda	ST70 K,G		JTF253	14	JTR256	38	420	88
70	Honda	ST70 G2 Dax		JTF253	15	JTR256	35	420	88
70	Honda	ST70		JTF253	15	JTR256	33	420	84
70	Honda	ST70 Dax AM K3		JTF253	15	JTR256	38	420	98
70	Honda	ST70 Dax		JTF253	15	JTR256	35	420	86

CC	Make	Model	Year	Front Sprocket	T	Rear Sprocket	T	Chain Pitch	Chain Length		
75	Honda	MBX75	Spain	JTF253	15	JTR214	36	420	116		
75	Honda	MBX75	84	JTF253	15	JTR239	36	420	116		
75	Honda	MTX75	87	JTF253	15	JTR239	47	420	122		
75	Honda	NSR75	90	JTF253	15	JTR216	36	420	116		
75	Honda	NSR75 N (NS1)	92-	JTF249	15	JTR216	37	420	126		
75	Honda	XL75	USA	JTF252	14	JTR256	36	420	94		
75	Honda	XL75	77-80	JTF253	15	JTR256	36	420	94		
80	Honda	CY80	France	JTF253	15	JTR256	35	420	92		
80	Honda	CY80	France	JTF253	15	JTR256	33	420	90		
80	Honda	CY80 Z	Germany	81	JTF253	15	JTR256	42	420		
80	Honda	MB80 S-A	80	JTF253	15	JTR239	45	420	106		
80	Honda	MB80	France	JTF253	15	JTR239	42	420	106		
80	Honda	MB80 SA	HC01	Germany	80-83	JTF253	15	JTR239	40	420	106
80	Honda	MBX80 FWD,FWF	Germany	83	JTF253	15	JTR239	38	420	116	
80	Honda	MBX80 FWD,FWF	83-86	JTF253	15	JTR239	36	420	116		
80	Honda	MBX80	France	83	JTF253	13	JTR239	36	420	114	
80	Honda	MCX80 SD	HC05	Germany	82-87	JTF253	15	JTR239	38	420	112
80	Honda	MT80 SA	HC02	80	JTF253	15	JTR239	38	420	104	
80	Honda	MT80	France	JTF253	15	JTR239	40	420	106		
80	Honda	MTX80	France	JTF253	15	JTR239	45	420	120		
80	Honda	MTX80 RFD,RFF	83-86	JTF253	15	JTR239	42	420	122		
80	Honda	MTX80 C	HC06	Germany	82	JTF253	15	JTR239	42	420	120
80	Honda	MTX80 RSD	HC08	Germany	83	JTF253	15	JTR239	45	420	124
80	Honda	MTX80 RII (R2)	Germany	87-	JTF274	15	JTR241	45	428	126	
80	Honda	NSR80 J	HC06	Japan		15	JTR216	37	420	104	
80	Honda	XL80 S	USA	80-85	JTF253	15	JTR256	37	420	96	
90	Honda	C90 Z2,ZZ,C	75-82	JTF264	14	JTR262	40	428	100		
90	Honda	C90 Cub	84-02	JTF253	15	JTR211	39	420	98		
90	Honda	CE90	JTF264	14	JTR262	40	428	100			
90	Honda	CT90 KZ - K9	Australia	75-79	15	JTR809/2	45	428	104		
90	Honda	CT90 K1-K5	USA	68-78	15		45	428	104		
90	Honda	CT90	USA	79	15		45	428			
90	Honda	EZ 90 Cub	90-92	JTF259	14		35	428	100		
90	Honda	EZ 90 Cub	USA	90-92	JTF259	14	JTR269	35	428	100	
90	Honda	EZ 90 Cub	93-96	JTF264	15	JTR269	35	428	102		
90	Honda	ST90	USA	73-75	15	JTR269	40	428	94		
100	Honda	C100 Astra	Indonesia	91-98	JTF274	14	JTR263	36	428	100	
100	Honda	C100 Dream	Thailand	97-98	JTF274	14	JTR263	36	428	100	
100	Honda	CB100	76-77	JTF259	14	JTR269	37	428	102		
100	Honda	CB100 NA	78-86	JTF259	14	JTR269	37	428	100		
100	Honda	CB100 K1/K2	USA	JTF259	14	JTR269	40	428	104		
100	Honda	H100 A	82-83	JTF274	15	JTR269	35	428	108		
100	Honda	H100 SD,S2G,SJ	84-93	JTF274	15	JTR269	34	428	108		
100	Honda	Supra 100	Indonesia	JTF273	15	JTR263	40	428	104		
100	Honda	SL100	USA	69-72	JTF259	14	JTR269	49	428	110	
100	Honda	XL100 K	USA	74-76	JTF259	14	JTR269	49	428	110	
100	Honda	XL100	USA	77-78	JTF259	14	JTR269	49	428	112	
100	Honda	XL100 S	USA	79-80	JTF274	15	JTR269	45	428	118	
100	Honda	XL100 S	USA	81-85	JTF274	15	JTR999	42	428	108	
100	Honda	XL100 SA,SZ	78-80	JTF274	15	JTR269	44	428	118		
100	Honda	XL100 SB,SC,SD,SE Peg	81-83	JTF274	15	JTR999	42	428	118		
110	Honda	CT110 Z,A,B,C,D	79-83	JTF1263	15	JTR999	45	428	104		
110	Honda	CT110 B,D,G	81-86		15	JTR999	45	428	104		
110	Honda	CT110 G,H,K,L,M,N,P	86-94	JTF1263	15	JTR263	45	428	104		
110	Honda	CT110 Trail 110	USA	80	JTF1263	15	JTR999	45	428	104	
110	Honda	CT110 Trail 110	USA	81-86		15	JTR999	45	428	104	
110	Honda	CT110	Australia	99-00	JTF1263	15	JTR264	45	428	104	

CC	Make	Model	Year	Front Sprocket	T	Rear Sprocket	T	Chain Pitch	Chain Length	
110	Honda	110 Wave	Greece	12-	JTF253	14	JTR212	37	420	104
110	Honda	110i Wave		12-15	JTF249	15	JTR212	37	420	104
125	Honda	ANF125 Innova	JC37	03-12	JTF249	14	JTR212	35	420	104
125	Honda	CA125 S Rebel		95-01	JTF270	13	JTR273	39	520	112
125	Honda	CA125 S Rebel	France	95-00	JTF329	13	JTR273	39	520	112
125	Honda	CA125 S Rebel (80kmh)	Germany	95-00	JTF270	13	JTR273	42	520	112
125	Honda	CB125 S		75-79	JTF259	15	JTR269	40	428	102
125	Honda	CB125 S	USA	73-82	JTF259	15	JTR269	35	428	100
125	Honda	CB125 S	USA	84-85	JTF259	14	JTR269	43	428	110
125	Honda	CB125 TT	USA	90	JTF259	14	JTR269	43	428	122
125	Honda	CB125 J/N		78-79	JTF259	15	JTR269	37	428	100
125	Honda	CB125 T/T2 TA,TB,TZ		78-82	JTF259	15	JTR269	39	428	112
125	Honda	CB125 TDC,TDE	Europe	82-88	JTF259	15	JTR269	40	428	120
125	Honda	CB125 TDC,TDE,TDJ		82-88	JTF259	15	JTR269	42	428	122
125	Honda	CB125 RS-D		83-86	JTF259	15	JTR269	38	428	108
125	Honda	CB125 F (GLR125)		15-16	JTF1264	15	JTR1221	45	428	122
125	Honda	CBF125 M9,MA,MB,MC,MD		09-14	JTF1264	16	JTR1219	42	428	118
125	Honda	CBR125 R-4,5,6,7,8,9,A	JC34/39	04-10	JTF1264	15	JTR1206	42	428	124
125	Honda	CBR125 R-B,C,D,E,F,G		11-16	JTF1264	15	JTR1221	44	428	128
125	Honda	CBX125		79-82	JTF259	15	JTR269	37	428	104
125	Honda	CBZ125 F			JTF1264	17			428	
125	Honda	CBZ125	Eire	01	JTF264	14	JTR269	44	428	126
125	Honda	CD125 TC Benly		82-85	JTF259	15	JTR269	42	428	116
125	Honda	CD125 T	Europe		JTF259	15	JTR269	43	428	112
125	Honda	CD125 TB	Europe		JTF259	15	JTR269	44	428	116
125	Honda	CG125 All Japan		77-84	JTF259	15	JTR269	34	428	100
125	Honda	CG125 Brazil		85-92	JTF259	14	JTR269	41	428	110
125	Honda	CG125 Brazil		93-98	JTF259	14	JTR269	41	428	114
125	Honda	CG125 Brazil	France	87-97	JTF259	14	JTR269	40	428	110
125	Honda	CG125 E		98	JTF259	15	JTR269	36	428	112
125	Honda	CG125		99-00	JTF259	15	JTR269	36	428	112
125	Honda	CG125 W		01	JTF259	15	JTR269	36	428	112
125	Honda	CG125 M1		02-05	JTF259	14	JTR269	43	428	116
125	Honda	CG125 Titan	Brazil	00-03	JTF259	15	JTR218	44	428	116
125	Honda	CG125		06	JTF259	14	JTR218	45	428	116
125	Honda	CL125	USA	73-74	JTF259	15	JTR269	42	428	104
125	Honda	CLR125 W,X,Y Cityfly		98-03	JTF1264	17	JTR271	50	428	128
125	Honda	CM125 C Custom		82-97	JTF259	15	JTR269	43	428	120
125	Honda	CM125 T	France		JTF259	15	JTR269	39	428	114
125	Honda	CRM125		90-99	JTF327	14	JTR604	40	520	106
125	Honda	CT125 C		82	JTF259	15	JTR269	51	428	120
125	Honda	CT125 D,E,F,G,H,K		83-89	JTF259	14	JTR269	52	428	118
125	Honda	CT125	USA	77	JTF259	14	JTR269	52	428	102
125	Honda	MBX125 FE		84-85	JTF329	13	JTR279	39	520	102
125	Honda	MBX125	France		JTF329	13	JTR279	38	520	102
125	Honda	MSX125 (Grom 125)		13-16	JTF249	15	JTR212	34	420	106
125	Honda	MT125 K1	USA	74-76		15	JTR269	44	428	118
125	Honda	MTX125 RWD,RWF,RWH,RWL		83-94	JTF259	15	JTR241	53	428	130
125	Honda	MTX125 R	France	87-89	JTF329	13	JTR279	40	520	106
125	Honda	MTX125 R	Spain	87-88	JTF329	14	JTR279	40	520	106
125	Honda	NS125 FG,FH		85-88	JTF329	13	JTR279	33	520	106
125	Honda	NS125 RK (NSR125)		88-89	JTF329	13	JTR279	33	520	106
125	Honda	NSR125 F	France	85-88	JTF329	13	JTR279	35	520	110
125	Honda	NSR125 R F2	Europe	89-90	JTF327	13	JTR604	38	520	114
125	Honda	NSR125 RK		89-93	JTF327	13	JTR604	35	520	108
125	Honda	NSR125R-R		93-98	JTF327	14	JTR604	36	520	108
125	Honda	NSR125 R (80 Km Version)	Germany	97-02	JTF327	12	JTR604	36	520	110

CC	Make	Model	Year	Front Sprocket	T	Rear Sprocket	T	Chain Pitch	Chain Length
125	Honda	NSR125 R	99-02	JTF327	14	JTR604	38	520	110
125	Honda	NX125	89-90	JTF259	16	JTR269	47	428	128
125	Honda	NX125 Transcity	89-98	JTF259	16	JTR271	50	428	128
125	Honda	NX 125	USA 88	JTF259	15	JTR1250	56	428	130
125	Honda	NX 125	Japan 88	JTF259	15	JTR1250	56	428	130
125	Honda	NX 125	USA 89-90	JTF259	15	JTR1250	48	428	126
125	Honda	NX 125	Japan 89-90	JTF259	15	JTR1250	48	428	126
125	Honda	SL125 K1,S1	76-80	JTF259	15	JTR269	47	428	118
125	Honda	SL125 K1/K2	USA 73-76		15	JTR269	49	428	110
125	Honda	VT125 C,C2 Shadow	99-07	JTF327	14	JTR279	41	520	112
125	Honda	VT125 C Shadow (80 Kmh Version)	Germany 99-07	JTF327	12	JTR279	41	520	112
125	Honda	XL125 K2,K3	78-79	JTF259	15	JTR269	43	428	118
125	Honda	XL125	USA 74-78	JTF259	15	JTR269	52	428	118
125	Honda	XL125 SA,SB,SC,SZ	80-82	JTF259	14	JTR269	47	428	118
125	Honda	XL125 S	USA 79-85	JTF259	14	JTR269	56	428	124
125	Honda	XL125 K2,K3,SZ,SB,SC,SD	Australia 77-83	JTF259	15	JTR269	49	428	120
125	Honda	XL125 S Large	France	JTF328	13	JTR279	38	520	100
125	Honda	XL125 R ProLink	82-87	JTF259	15	JTR242	53	428	128
125	Honda	XL125 J	88	JTF259	16	JTR269	47	428	128
125	Honda	XL125 V Varadero	JC32 01-13	JTF327	14	JTR273	44	520	110
125	Honda	XL125 V Varadero (80 Kmh Version)	Germany 01-11	JTF327	12	JTR273	44	520	110
125	Honda	XLR125 R-W,X,Y,1,2	98-02	JTF1264	17	JTR1249	51	428	130
125	Honda	XLS125	France	JTF259	14	JTR269	51	428	124
125	Honda	XR125 L	JD19 03-07	JTF1264	17	JTR1258	54	428	132
175	Honda	CB175 K4,K5	71-78	JTF264	16	JTR269	38	428	114
175	Honda	CB175 K6	74-76	JTF275	15	JTR279	35	520	94
175	Honda	CB175 K3-K7	USA 69-72	JTF264	16	JTR269	39	428	112
175	Honda	CD175 A,A4,K5	71-78	JTF264	17	JTR267	39	428	112
175	Honda	CL175 K3-K7	USA 68-73		16	JTR269	39	428	116
175	Honda	XL175 K1	USA 74-75		14		38	520	94
175	Honda	XL175 K2	USA 76-78		14		42	520	94
175	Honda	XL175 K4	77	JTF275	15	JTR279	38	520	
185	Honda	CD185 T	78-82	JTF259	15	JTR269	34	428	112
185	Honda	CM185 T	Germany 77-81	JTF259	15	JTR269	35	428	112
185	Honda	CM185 T	USA 78-79	JTF259	15	JTR269	35	428	112
185	Honda	CT185 D	82-83	JTF259	15	JTR269	52	428	118
185	Honda	XL185 S-Z,A,B,D,H,J,K,L,M,P	79-93	JTF259	14	JTR269	49	428	120
185	Honda	XL185 S	USA 79-83	JTF259	14	JTR269	50	428	120
185	Honda	XR185	USA 79	JTF259	15	JTR269	58	428	126
200	Honda	CB200	76-79	JTF275	15	JTR279	35	520	94
200	Honda	CB200 T	USA 74-76	JTF275	15	JTR279	35	520	94
200	Honda	CD200 TB Benly	80-85	JTF259	15	JTR269	34	428	112
200	Honda	CM200 TA,TB Custom	MD01 81-84	JTF259	15	JTR269	35	428	112
200	Honda	CM200 T Twinstar	USA 80-82	JTF259	15	JTR269	35	428	112
200	Honda	CT200 Auto AG	82-89	JTF259	14	JTR269	56	428	120
200	Honda	MTX200 RWD,RWF	83-86	JTF329	13	JTR243	42	520	104
200	Honda	XL200 RB,RC,RD	MD06 81-83	JTF328	13	JTR254	43	520	106
200	Honda	XL200 R	France 83	JTF328	13	JTR254	47	520	104
200	Honda	XL200 RD	Australia 83	JTF328	13	JTR254	45	520	104
200	Honda	XL200 Paris Dakar	84-90	JTF328	13	JTR277	41	520	108
200	Honda	XLR200	MD39 Japan 92	JTF287	13	JTR245/2	42	520	106
200	Honda	CRF230 M-9,A	09-10	JTF287	13	JTR210	38	520	100
250	Honda	AX 1	Japan	JTF280	13	JTR1509	41	520	102
250	Honda	CA250 TF,TG,TH,TJ,TL Rebel	Japan	JTF287	14	JTR279	32	520	108
250	Honda	CB250 K3	73	JTF278	16	JTR278	36	530	96
250	Honda	CB250 K4	74	JTF278	16	JTR278	38	530	96
250	Honda	CB250 G5	75-77	JTF278	16	JTR278	38	530	96

CC	Make	Model	Year	Front Sprocket	T	Rear Sprocket	T	Chain Pitch	Chain Length
250	Honda	CB250 N,NA,T1,T2	78-82	JTF278	15	JTR246	41	530	102
250	Honda	CB250 NDX-B,NB,NC,NDC	78-82	JTF276	15	JTR247	41	520	102
250	Honda	CB250 RSA MD02	80-83	JTF281	14	JTR248	44	520	98
250	Honda	CB250 RSD-C,L	82-84	JTF281	14	JTR245/2	44	520	98
250	Honda	CB250 M,N,P,R,S,T,V Night Hawk	91-97	JTF287	14	JTR279	33	520	106
250	Honda	CB250 Night Hawk	99-08	JTF287	14	JTR279	33	520	106
250	Honda	CB250 Night Hawk USA	91-08	JTF270	14	JTR279	33	520	106
250	Honda	CB250 N Two Fifty	92-02	JTF287	14	JTR272	31	520	104
250	Honda	CB250 RSB France	83	JTF337	14	JTR245/2	44	520	98
250	Honda	CB250 FM, FN2, FP MC23 Japan		JTF1299	14	JTR245/2	42	520	112
250	Honda	CB250 FT Hornet MC31 Japan		JTF1299	14	JTR245/2	45	520	110
250	Honda	CBF250	04-05	JTF1321	13	JTR254	37	520	106
250	Honda	CBF250	06		13	JTR254	37	520	106
250	Honda	CBR250 FG,FG-YA Japan			14	JTR245/2	43	520	108
250	Honda	CBR250 R/RA-B,C,D	11-13	JTF1321	14	JTR1220	38	520	108
250	Honda	CBR250 RH (-1021987) (-1004990) Japan			14	JTR245/2	44	520	108
250	Honda	CBR250 RH (1021988-) (1004991-) Japan			14		44	520	108
250	Honda	CBR250 RJ,RK,RK-2 Japan		JTF1298	17	JTR1244	54	428	136
250	Honda	CBR250 RR-L,N Japan		JTF1298	17	JTR1244	52	428	134
250	Honda	CBR250 RR-R,R-2 Japan		JTF1298	17	JTR1244	52	428	134
250	Honda	CBX250 RSE		JTF266	14	JTR247	35	520	100
250	Honda	CBX250 Night Hawk	87	JTF270	14	JTR279	33	520	108
250	Honda	CBX250 H	85	JTF327	13	JTR279	35	520	98
250	Honda	CD250 UJ,UK	88-94	JTF287	14	JTR279	32	520	98
250	Honda	CJ250 T	76-79	JTF278	16	JTR278	37	530	100
250	Honda	CL250 SC	82-84	JTF281	14	JTR245/2	51	520	106
250	Honda	CM250 TB Custom	82-84	JTF276	15	JTR247	41	520	104
250	Honda	CM250 C USA	82	JTF328	14	JTR279	32	520	104
250	Honda	CM250 Europe	83	JTF270	14	JTR279	33	520	108
250	Honda	CM250 CD Belt Drive Conversion	83	JTF287	14	JTR279	38	520	110
250	Honda	CM250 D Europe	84	JTF270	14	JTR279	39	520	94
250	Honda	CM250 C Europe	85	JTF270	14	JTR279	30	520	100
250	Honda	CM250 Rebel France	96-97	JTF270	14	JTR279	31	520	104
250	Honda	CMX250 LA		JTF270	14	JTR279	30	520	98
250	Honda	CMX250 Rebel	87-	JTF270	14	JTR279	33	520	108
250	Honda	CMX250 C-T	96	JTF270	14	JTR279	31	520	104
250	Honda	CMX250 C-V,W,X Rebel	97-99	JTF270	14	JTR279	31	520	104
250	Honda	CMX250 C-Y Rebel	00	JTF270	14	JTR273	39	520	
250	Honda	CMX250 C,CD Rebel USA	96-16	JTF270	14	JTR273	33	520	108
250	Honda	CRF250 M-D,E,F	13-15	JTF1321	13	JTR301	39	520	110
250	Honda	GB250 Clubman (MC10-101) MC10 Japan			14		38	520	102
250	Honda	GB250 H Clubman MC10 Japan			14		38	520	102
250	Honda	GB250 J,L,P Clubman MC10 Japan			14		38	520	102
250	Honda	GB250 S Clubman MC10 Japan			14		38	520	102
250	Honda	MVX250	83	JTF281	15	JTR245/2	40	520	96
250	Honda	MT250 K1 USA	74-76		14	JTR1977	47	520	106
250	Honda	MVX250 FD MC09 Japan			15		40	520	104
250	Honda	NAS250 N Nighthawk MC26 Japan		JTF287	14	JTR272	31	520	104
250	Honda	NS250 FE MC11 Japan		JTF283	15	JTR245/2	42	520	108
250	Honda	NS250 RE,RG MC11 Japan			15		42	520	108
250	Honda	NSR250	86	JTF283	14	JTR245/2	42	520	108
250	Honda	NSR250 RG MC16 Japan	87	JTF283	15	JTR245/2	42	520	108
250	Honda	NSR250 R2J,R4J MC18 Japan		JTF283	15	JTR1209	41	520	108
250	Honda	NSR250 R5K,K2,R6K,K2 MC18 Japan		JTF283	15	JTR1209	42	520	108
250	Honda	NSR250 7L/N,8L/N,9L/N MC21 Japan		JTF283	15	JTR1315	40	520	108
250	Honda	NSR250 RR,R2R,R3R,R3S MC28 Japan		JTF283	15	JTR1490	44	520	110
250	Honda	NX250	88-93	JTF1321	13	JTR245/2	41	520	102

CC	Make	Model	Year	Front Sprocket	T	Rear Sprocket	T	Pitch	Chain Length		
250	Honda	VT250 FD,FE,FG,F2D,FJ	83-88	JTF283	14	JTR245/3	45	520	104		
250	Honda	VT250 FE,ZE,FF-YA,F2F,FJ Integra	Japan	86-88	JTF283	14	JTR245/3	45	520	104	
250	Honda	VT250 FG,FG-YA,	Japan		JTF1299	14	JTR245/2	45	520	104	
250	Honda	VT250 F2H,H,H2	Japan		JTF283	14	JTR245/2	45	520	104	
250	Honda	VT250 J,K	Japan		JTF1299	14	JTR245/2	41	520	102	
250	Honda	VT250 FL Spada	89-90	JTF1298	17	JTR1244	54	428	132		
250	Honda	VT250 Xelvis	MC25	Japan	JTF1299	14	JTR245/2	43	520	108	
250	Honda	VT250 CR Magna	MC29		JTF1299	14		38	520	110	
250	Honda	VTR250	MC33	Japan	JTF1299	14	JTR245/2	41	520		
250	Honda	VTR250 Interceptor	USA	88	JTF283	14	JTR245/3	45	520	104	
250	Honda	VTR250 Interceptor	USA	89-90	JTF1298	17	JTR1244	51	428	128	
250	Honda	XL250 K1/K2	USA	72-76	JTF1265	15	JTR1977	48	520	102	
250	Honda	XR250 S		96	JTF1321	13	JTR210	39	520		
250	Honda	XL250 K3,K4		76-77	JTF1265	15	JTR1977	45	520	100	
250	Honda	XL250 SZ,SA,SB		78-81	JTF1265	14	JTR245/2	53	520	102	
250	Honda	XL250 S2,3S2	MD30	Japan	JTF327	13	JTR210	39	520	102	
250	Honda	XL250 S,S2	MD31	Japan	JTF280	13		44	520	106	
250	Honda	XL250 RC,RD ProLink	MD03		82-83	JTF281	14	JTR245/2	44	520	102
250	Honda	XL250 RE,RF,RH,RG	ND11		84-87	JTF287	13	JTR260	38	520	102
250	Honda	XL250	ME06	Japan	JTF266	13	JTR245/2	50	520	108	
250	Honda	XL250	ME06	Japan	JTF266	13	JTR245/2	48	520	108	
250	Honda	XL250	ME06	Japan	JTF266	13	JTR210	48	520	108	
250	Honda	XL-X250 RD		Japan	83	JTF287	14	JTR245/2	40	520	102
250	Honda	XL-X250 RE		Australia	84	JTF287	14	JTR245/2	40	520	104
250	Honda	XL-X250 RE		Japan	84	JTF287	14	JTR245/2	40	520	104
250	Honda	XL250 R Baja		Japan	91	JTF327	13	JTR260	40	520	104
250	Honda	XL250 M,N,P2 Degree	MD26	Japan	JTF280	13	JTR245/2	44	520	106	
250	Honda	XLR250 RF,R2F (<1001833)	MD16	Japan		13		40	520	102	
250	Honda	XLR250 RF,R2F (>1001834)	MD16	Japan		13		40	520	102	
250	Honda	XLR250 R3H	MD20	Japan	JTF264	16	JTR1361	50	428	130	
250	Honda	XLR250 R3J,R3K (MD22 >210)	MD22	Japan	JTF264	16	JTR1361	50	428	130	
250	Honda	XLR250 R3L,R3M,R3N,R3P,R5,R6	MD22	Japan	JTF264	16	JTR1361	50	428	130	
250	Honda	XR250 L		91-96	JTF327	13	JTR260	40	520	104	
300	Honda	CB300 F-F,G		15-16	JTF1321	14	JTR1220	36	520	108	
300	Honda	CBR300 R/RA-E,F,G		14-16	JTF1321	14	JTR1220	36	520	108	
350	Honda	CB350 F			JTF278	17	JTR278	38	530	96	
350	Honda	CB350 K			JTF278	16	JTR278	36	530	96	
350	Honda	CB350 SG		86-88	JTF291	15	JTR1332	36	525	108	
350	Honda	CB350 SG	Europe		JTF291	16	JTR1332	36	525	108	
350	Honda	SL350	USA	70		16		40	530		
350	Honda	SL350 K1	USA	71		16		40	520		
350	Honda	SL350 K2	USA	72-73		16		42	520		
350	Honda	XL350	USA	74-78		15		45	530		
350	Honda	XL350 R	USA	84-85	JTF287	14	JTR245/2	40	520	102	
350	Honda	XL350 RF,RG,RH	ND03		85-87	JTF287	14	JTR245/2	38	520	102
350	Honda	XL-X350			JTF287	14	JTR245/2	41	520	106	
360	Honda	CB360 F		73-76	JTF278	17	JTR278	38	530		
360	Honda	CB360 G5			JTF278	16	JTR278	34	530	96	
360	Honda	CJ360 T		78	JTF278	16	JTR278	34	530	98	
400	Honda	CB400 F,F1,F2		75-79	JTF278	17	JTR278	38	530	96	
400	Honda	CB400 N,NA		79-80	JTF278	16	JTR246	36	530	100	
400	Honda	CB400 NB,NC,ND		81-83	JTF276	16	JTR247	36	520	100	
400	Honda	CB400 T,AT		78-79	JTF278	16	JTR246	36	530	100	
400	Honda	CB400 T,AT	Germany	78-79	JTF278	16	JTR246	37	530	100	
400	Honda	CB400 A Hondamatic	USA	78	JTF278	16	JTR246	37	530	100	
400	Honda	CB400 T Mk I/II	USA	78-79	JTF278	16	JTR246	37	530	100	
400	Honda	CB400 T Hawk	USA	80	JTF278	16	JTR246	37	530	100	

CC	Make	Model	Year	Front Sprocket	T	Rear Sprocket	T	Chain Pitch	Chain Length			
400	Honda	CB400 T Hawk	USA	81	JTF278	16	JTR246	36	530	100		
400	Honda	CB400 LC	Japan		JTF278	17			530	106		
400	Honda	CBX400 F-F2			JTF278	15	JTR1334	45	530	104		
400	Honda	CB-1 (CB400 F,FK)		91-	JTF297	15	JTR1332	41	525	104		
400	Honda	CB-1 (CB400 F,FK2,FL,FL2)	Japan		JTF297	15	JTR1332	40	525	104		
400	Honda	CB-1 (CB400 FM,FM2)	Japan		JTF297	15	JTR1332	37	525	104		
400	Honda	CB400 F2N,F2R,F2S,F2T,F2V Super Four	NC31	Japan	JTF297	15	JTR1332	42	525	110		
400	Honda	CB400 F3S,F3T,F3V Super Four	NC31	Japan	JTF297	15	JTR1332	45	525	112		
400	Honda	CB400 Super Four V-Tech	NC39	Japan	JTF297	15		44	525	108		
400	Honda	CBR400 R			JTF286	15	JTR1334	43	530	108		
400	Honda	CBR400 FE,F2E,F2E-YA		Japan	JTF293	14	JTR1332	44	525	106		
400	Honda	CBR400 FF,F2F,F2F-YA		Japan	JTF293	15	JTR1332	47	525	108		
400	Honda	CBR400 RG,RH-YA Aero		Japan	JTF294	15	JTR1332	44	525	108		
400	Honda	CBR400 RRH		NC23	JTF294	15	JTR1313	40	525	106		
400	Honda	CBR400 RRJ Tri - Arm		NC23	JTF297	15	JTR1313	42	525	106		
400	Honda	CBR400 RRK Tri - Arm		NC23	JTF297	15	JTR1313	40	525	106		
400	Honda	CBR400 RR L-L2 Gull - Arm		NC29	JTF297	15	JTR1314	39	525	106		
400	Honda	CM400 T-A Chopper		NC01	79-81	JTF278	16	JTR246	35	530	100	
400	Honda	CM400 T			JTF278	16	JTR246	36	530	102		
400	Honda	CM400 T-B,C,D Chopper		NC01	81-83	JTF276	16	JTR247	35	520	100	
400	Honda	CM400 A		USA	79-81	JTF278	16	JTR246	35	530	102	
400	Honda	CM400 C/E		USA	80-81	JTF278	16	JTR246	35	530	102	
400	Honda	CM400 T		USA	79-81	JTF278	16	JTR246	35	530	102	
400	Honda	FT400 C		Japan	JTF289	15	JTR1334	46	530	102		
400	Honda	GB400 F,F2		Japan	JTF290	14	JTR1332	39	525	108		
400	Honda	GB400 H3		Japan	JTF294	14	JTR1332	39	525	108		
400	Honda	NS400 R		NC19	85-88	JTF292	16	JTR298	40	530	108	
400	Honda	NT400 J BRO'S		Japan	JTF296	16	JTR1311	44	525	112		
400	Honda	NT400 K-2 BRO'S		Japan	JTF296	16	JTR1311	44	525	112		
400	Honda	NTV400 BRO'S		Japan	JTF296	15	JTR1311	45	525	114		
400	Honda	NV400 C-J,K,L,N,P,R,V Steed		NC26	Japan	JTF296	16	JTR1332	45	525	120	
400	Honda	RVF400 RR,RT		NC35	Japan	JTF297	15	JTR312	38	525	102	
400	Honda	VF400 FC		Japan	JTF293	15	JTR1332	45	525	108		
400	Honda	VF400 F2E		Japan	JTF293	15	JTR1332	46	525	108		
400	Honda	VF400 FD			83-86	JTF286	15	JTR1334	46	530	108	
400	Honda	VFR400 R		NC21	86	JTF292	16	JTR298	40	530	108	
400	Honda	VFR400 ZG,RG,RG-YA,ZH		NC21	Japan	JTF294	15	JTR1332	45	525	106	
400	Honda	VFR400 RH,RH2,RJ3 Pro-Arm		NC24	87-89	JTF294	15	JTR1311	45	525	106	
400	Honda	VFR400 R3-L,M		NC30	90-93	JTF297	15	JTR312	40	525	108	
400	Honda	VLX400 Shadow		Japan	JTF296	16	JTR1332	44	525	120		
400	Honda	VRX400 T Roadster		NC33	Japan	JTF296	16	JTR1332	44	525	114	
400	Honda	XL400 S			JTF281	14	JTR245/2	44	520	98		
400	Honda	XL400 R			JTF281	15	JTR245/2	47	520	102		
400	Honda	XL400 R-C		82	JTF306	15	JTR245/2	45	520	104		
400	Honda	XL400 R-C		Japan	82	JTF306	15	JTR245/2	46	520	102	
400	Honda	XL400 V-J,K,L Transalp		ND06	Japan	88-91	JTF293	15	JTR300	43	525	114
400	Honda	XL400 V Transalp		Japan	92-98	JTF296	15	JTR300	43	525	114	
450	Honda	CB450 DXK			89-92	JTF278	16	JTR1334	36	530	100	
450	Honda	CB450 NF		PC14	85	JTF278	16	JTR1334	36	530	100	
450	Honda	CB450 T Hawk		USA	82	JTF278	16	JTR246	36	530	100	
450	Honda	CB450 SG (27 PS)		PC17	86-88	JTF291	15	JTR1332	36	525	108	
450	Honda	CB450 SG (44 PS)		PC17	86-88	JTF291	16	JTR1332	36	525	108	
450	Honda	CB450 SG		USA	89	JTF291	16	JTR1332	36	525	108	
450	Honda	CB450 Night Hawk			JTF278	16	JTR1334	36	530	100		
450	Honda	CB450 SC Nighthawk		USA	82-86	JTF278	17	JTR1334	36	530	106	
450	Honda	CM450 A		USA	82	JTF278	17	JTR246	34	530	102	
450	Honda	CM450 A Hondamatic		USA	83	JTF278	17	JTR1334	34	530	102	

CC	Make	Model	Year	Front Sprocket	T	Rear		Chain	
						Sprocket	T	Pitch	Length
450	Honda	CM450 C	USA 82	JTF278	17	JTR246	34	530	102
450	Honda	CM450 E	USA 82-83	JTF278	17	JTR246	34	530	102
450	Honda	CMX450 Rebel		JTF291	16	JTR1332	36	525	112
450	Honda	CMX450 C Rebel	86-87	JTF291	16	JTR1332	36	525	112
450	Honda	CMX450 C Rebel	USA 86-87	JTF291	17	JTR1332	37	525	112
500	Honda	CB500 F Four	72-77	JTF288	17	JTR282	34	530	100
500	Honda	CB500 F1		JTF288	17	JTR282	36	530	100
500	Honda	CB500 K1,K2,K3	72-74	JTF288	17	JTR282	34	530	100
500	Honda	CB500 T	75-77	JTF278	15	JTR280	33	530	98
500	Honda	CB500 R,S,T,V,W,X,Y,1,2,3	94-03	JTF297	15	JTR1332	40	525	108
500	Honda	CB500 S-W,X,Y,1,2	98-03	JTF297	15	JTR1332	40	525	108
500	Honda	CB500 Cup	99	JTF297	15	JTR1332	40	525	108
500	Honda	CB500 F/FA-D,E,F,G	13-16	JTF1381	15	JTR1316	41	520	112
500	Honda	CB500 X/XA-D,E,F	13-16	JTF1381	15	JTR1316	41	520	112
500	Honda	CBF500	PC39 04-08	JTF297	15	JTR1304	41	525	116
500	Honda	CBF500 ABS	PC39 04-08	JTF297	15	JTR1304	41	525	116
500	Honda	CBR500 F-H,J	87-88	JTF295	15	JTR1334	47	530	110
500	Honda	CBR500 R/RA-D,E,F	13-16	JTF1381	15	JTR1316	41	520	112
500	Honda	FT500 Ascot	USA 82-83	JTF289	15	JTR1334	42	530	100
500	Honda	FT500 C	PC07 82-84	JTF289	15	JTR1334	40	530	100
500	Honda	GB500	USA 89-90	JTF294	15	JTR1332	37	525	108
500	Honda	GB500	Japan	JTF290	15	JTR1332	37	525	108
500	Honda	GB500 TT, K Clubman	89-90	JTF294	15	JTR1332	37	525	108
500	Honda	VF500 C - V30 Magna	84-85	JTF286	15	JTR1334	44	530	108
500	Honda	VF500 FD,FE,F2E	PC12 84-85	JTF286	15	JTR1334	43	530	108
500	Honda	VF500 FF,F2F	85-87	JTF286	15	JTR1334	41	530	108
500	Honda	VF500 FF	Australia 85	JTF286	15	JTR1334	43	530	108
500	Honda	VF500 F Interceptor	USA 84-85	JTF286	15	JTR1334	44	530	108
500	Honda	VF500 F Interceptor	USA 86	JTF286	15	JTR1334	43	530	108
500	Honda	XBR500 FG,FH (42 PS)	85-86	JTF290	15	JTR1332	36	525	106
500	Honda	XBR500 FG,FH (27 PS)	85-86	JTF290	14	JTR1332	36	525	106
500	Honda	XBR500 SJ,SH (44 PS)	87-88	JTF294	15	JTR1332	36	525	106
500	Honda	XBR500 SJ (27 PS)	87-88	JTF294	14	JTR1332	36	525	106
500	Honda	XL500 SZ,SA,SB	PD01 79-81	JTF281	14	JTR245/2	39	520	98
500	Honda	XL500 RC-RH ProLink	PD02 82-87	JTF281	15	JTR245/2	41	520	100



CC	Make	Model	Year	Front Sprocket	T	Rear Sprocket	T	Chain Pitch	Chain Length	
500	Honda	XL500 S	79-81	JTF281	14	JTR245/2	41	520	96	
500	Honda	XL500 R Pro Link	82	JTF281	15	JTR245/2	43	520	100	
550	Honda	CB550 F1,F2,K1,K2,K3 (4 Cylinders)	75-80	JTF288	17	JTR282	37	530	100	
550	Honda	CBX550 FC,F2,F2C	82-85	JTF338	16	JTR1334	45	530	104	
550	Honda	CBX550 FC,F2,F2C	Germany	82-83	JTF338	16	JTR1334	43	530	104
550	Honda	CBX550 FD,F2D	PC04	81-86	JTF338	16	JTR1334	43	530	104
600	Honda	CB600 F-W,X,Y,1,2,3,4,5,6 Hornet	PC34/36	98-06	JTF1371	15	JTR1304	42	525	110
600	Honda	CB600 F-7,8,9,A,B,C,D Hornet	PC41	07-13	JTF1370	16	JTR1304	43	525	118
600	Honda	CB600 S F2-Y,1,2,3 Hornet	00-03	JTF1371	15	JTR1304	42	525	110	
600	Honda	CBF600 N-4,5,6,7	PC38	04-07	JTF1371	15	JTR1304	43	525	116
600	Honda	CBF600 N/NA-8,9,A,B	PC43	08-11	JTF1370	16	JTR1304	42	525	124
600	Honda	CBF600 S-4,5 ABS	PC38	04-05	JTF1371	15	JTR1304	43	525	116
600	Honda	CBF600 S-6,7 Cowl ABS	PC38	06-07	JTF1371	15	JTR1304	43	525	116
600	Honda	CBF600 S/SA-8,9,A,B,C-ABS	08-11	JTF1370	16	JTR1304	42	525	124	
600	Honda	CBF600 S/SA-C C-ABS	12	JTF1370	16	JTR1304	42	525	124	
600	Honda	CBR600 FH,FJ,FK,FL	PC19/23	87-90	JTF295	15	JTR1334	43	530	110
600	Honda	CBR600 F Hurricane	USA	87-90	JTF295	15	JTR1334	44	530	110
600	Honda	CBR600 FM,FN,FP,FR,FS,FT	PC25	91-96	JTF295	15	JTR302	43	530	108
600	Honda	CBR600 FV,FW	PC31	97-98	JTF1371	15	JTR1304	43	525	110
600	Honda	CBR600 FM,FN,FP,FR,FS,FT,FV,FW <<< 520 Chain Conversion	91-98	JTF1295	15	JTR1303	43	520	110	
600	Honda	CBR600 FM,FN,FP,FR,FS,FT,FV,FW <<< 520 Chain Conversion	91-98	JTF1295	15	JTA1303	43	520	110	
600	Honda	CBR600 FX,FY	PC35	99-00	JTF1370	16	JTR1304	44	525	108
600	Honda	CBR600 FX,FY <<< 520 Chain Conversion	99-00	JTF1269	16	JTR1303	44	520	108	
600	Honda	CBR600 FX,FY <<< 520 Chain Conversion	99-00	JTF1269	16	JTA1303	44	520	108	
600	Honda	CBR600 F 2/ F 3	USA	91-96	JTF295	15	JTR302	43	530	108
600	Honda	CBR600 F 3	USA	97-98	JTF1371	15	JTR1304	43	525	108
600	Honda	CBR600 F 2 / F 3 <<< 520 Chain Conversion	USA	91-98	JTF1295	15	JTR1303	43	520	108
600	Honda	CBR600 F4	USA	99-00	JTF1370	16	JTR1304	45	525	110
600	Honda	CBR600 F4 <<< 520 Chain Conversion	USA	99-00	JTF1269	16	JTR1303	45	520	110
600	Honda	CBR600 F4 <<< 520 Chain Conversion	USA	99-00	JTF1269	16	JTA1303	45	520	110
600	Honda	CBR600 F 4i	USA	01-06	JTF1370	16	JTR1307	46	525	108
600	Honda	CBR600 F 4i <<< 520 Chain Conversion	USA	01-06	JTF1269	16	JTR1308	46	520	108
600	Honda	CBR600 F 4i <<< 520 Chain Conversion	USA	01-06	JTF1269	16	JTA1308	46	520	108
600	Honda	CBR600 F-1	OC35	01	JTF1370	16	JTR1307	45	525	112
600	Honda	CBR600 F-1 <<< 520 Chain Conversion	01	JTF1269	16	JTR1308	45	520	112	
600	Honda	CBR600 F-1 <<< 520 Chain Conversion	01	JTF1269	16	JTA1308	45	520	112	
600	Honda	CBR600 F-2,3,4,5,6,7	PC35	02-07	JTF1370	16	JTR1307	45	525	108
600	Honda	CBR600 F-2,3,4,5,6,7 <<< 520 Chain Conversion	02-07	JTF1269	16	JTR1308	45	520	108	
600	Honda	CBR600 F-2,3,4,5,6,7 <<< 520 Chain Conversion	02-07	JTF1269	16	JTA1308	45	520	108	
600	Honda	CBR600 F-B,C,D,E	11-14	JTF1370	16	JTR1304	43	525	118	
600	Honda	CBR600 F-B,C,D,E <<< 520 Chain Conversion	11-14	JTF1269	16	JTR1303	43	520	118	
600	Honda	CBR600 F-B,C,D,E <<< 520 Chain Conversion	11-14	JTF1269	16	JTA1303	43	520	118	
600	Honda	CBR600 FS-1,2 Sport	PC35	01-02	JTF1370	16	JTR1307	46	525	112
600	Honda	CBR600 FS-1,FS-2 <<< 520 Chain Conversion	01-02	JTF1269	16	JTR1308	46	520	112	
600	Honda	CBR600 FS-1,FS-2 <<< 520 Chain Conversion	01-02	JTF1269	16	JTA1308	46	520	112	
600	Honda	CBR600 RA-A,B,C,D,E,F (C-ABS)	USA	09-16	JTF1370	16	JTR1307	42	525	112
600	Honda	CBR600 RA-A,B,C,D,E,F (C-ABS) <<< 520 Chain Conversion	USA	09-16	JTF1269	16	JTR1308	42	520	112
600	Honda	CBR600 RA-A,B,C,D,E,F (C-ABS) <<< 520 Chain Conversion	USA	09-16	JTF1269	16	JTA1308	42	520	112
600	Honda	CBR600 RA-A,B,C,D,E,F (C-ABS)	10-16	JTF1370	16	JTR1307	41	525	112	
600	Honda	CBR600 RA-A,B,C,D,E,F (C-ABS) <<< 520 Chain Conversion	10-16	JTF1269	16	JTR1308	41	520	112	
600	Honda	CBR600 RA-A,B,C,D,E,F (C-ABS) <<< 520 Chain Conversion	10-16	JTF1269	16	JTA1308	41	520	112	
600	Honda	CBR600 RR-3,4,5,6	PC37	03-06	JTF1370	16	JTR1307	42	525	112
600	Honda	CBR600 RR-3,4,5,6 <<< 520 Chain Conversion	03-06	JTF1269	16	JTR1308	42	520	112	
600	Honda	CBR600 RR-3,4,5,6 <<< 520 Chain Conversion	03-06	JTF1269	16	JTA1308	42	520	112	
600	Honda	CBR600 RR-3,4,5,6	USA	03-06	JTF1370	16	JTR1307	43	525	112
600	Honda	CBR600 RR-3,4,5,6 <<< 520 Chain Conversion	USA	03-06	JTF1269	16	JTR1308	43	520	112
600	Honda	CBR600 RR-3,4,5,6 <<< 520 Chain Conversion	USA	03-06	JTF1269	16	JTA1308	43	520	112

CC	Make	Model	Year	Front Sprocket		Rear Sprocket		Chain	
				T	Pitch	T	Pitch	T	Length
600	Honda	CBR600 RR-7,8,9,A,B,C,D,E,F	07-16	JTF1370	16	JTR1307	41	525	112
600	Honda	CBR600 RR-7,8,9,A,B,C,D,E,F <<< 520 Chain Conversion	07-16	JTF1269	16	JTR1308	41	520	112
600	Honda	CBR600 RR-7,8,9,A,B,C,D,E,F <<< 520 Chain Conversion	07-16	JTF1269	16	JTA1308	41	520	112
600	Honda	CBR600 RR-7,8,9,A,B,C,D,E,F	07-16	JTF1370	16	JTR1307	42	525	112
600	Honda	CBR600 RR-7,8,9,A,B,C,D,E,F <<< 520 Chain Conversion	07-16	JTF1269	16	JTR1308	42	520	112
600	Honda	CBR600 RR-7,8,9,A,B,C,D,E,F <<< 520 Chain Conversion	07-16	JTF1269	16	JTA1308	42	520	112
600	Honda	CBR600 SJR	96	JTF295	15	JTR302	43	530	108
600	Honda	CBR600 SE	97-98	JTF1371	15	JTR1304	43	525	108
600	Honda	NV600 C-J Steed (PC21-100)		JTF293	16	JTR1332	45	525	120
600	Honda	NV600 C-K,L,N,P,R Steed		JTF296	16	JTR1332	45	525	120
600	Honda	VLX600 Shadow	90	JTF296	16	JTR1332	44	525	120
600	Honda	VT600 C-J Chopper	88	JTF293	16	JTR1332	44	525	120
600	Honda	VT600 C Shadow	90-98	JTF296	16	JTR1332	44	525	120
600	Honda	VT600 C Shadow (VLX)	99-07	JTF296	16	JTR1332	44	525	120
600	Honda	VT600 CD Shadow Deluxe	94-00	JTF296	16	JTR1332	44	525	120
600	Honda	VT600 CD/CD2 Shadow Deluxe	01-07	JTF296	16	JTR1332	44	525	120
600	Honda	XL600 RD,RE,RF	83-87	JTF281	15	JTR245/2	41	520	104
600	Honda	XL600 LM-F	85-87	JTF281	15	JTR245/2	40	520	106
600	Honda	XL600 RM-G	86-88	JTF281	15	JTR245/2	40	520	106
600	Honda	XL600 VH,VJ Transalp	87-88	JTF293	15	JTR300	47	525	118
600	Honda	XL600 V-J,K,L Transalp	88-90	JTF296	15	JTR300	47	525	118
600	Honda	XL600 V-M,N,P,R,S,T,V,W,X,Y Transalp	91-00	JTF296	15	JTR300	47	525	120
650	Honda	CB650 Z,A,B	79-81	JTF338	16	JTR284	40	530	102
650	Honda	CB650	82	JTF338	17	JTR284	39	530	102
650	Honda	CB650 C	81-82	JTF338	16	JTR284	40	530	104
650	Honda	CB650 C	80-81	JTF338	16	JTR284	39	530	104
650	Honda	CB650 CA,CB	81-82	JTF338	16	JTR284	39	530	104
650	Honda	CB650 CA,CB		JTF338	17	JTR284	37	530	104
650	Honda	CB650 LC		JTF338	17	JTR284	38	530	
650	Honda	CB650 Night Hawk	82-83	JTF338	17	JTR284	38	530	104
650	Honda	CB650 SC Night Hawk	80-81	JTF338	16	JTR284	39	530	106
650	Honda	CB650 SC Nighthawk	82	JTF338	17	JTR284	39	530	106
650	Honda	CB650 F / FA	14-16	JTF1370	15	JTR1304	42	525	118
650	Honda	CBR650 F / FA	14-16	JTF1370	15	JTR1304	42	525	118
650	Honda	FMX650	05-08	JTF308	14	JTR245/3	42	520	110
650	Honda	FX650 Vigor	99-01	JTF308	14	JTR245/3	43	520	108
650	Honda	NT650 K Hawk GT	88-91	JTF296	16	JTR1311	44	525	112
650	Honda	NTV650 J BRO'S	88-91	JTF296	16	JTR1332	43	525	112
650	Honda	NTV650 K2 BRO'S	88-91	JTF296	16	JTR1311	43	525	112
650	Honda	NX650 J Dominator	88	JTF306	15	JTR245/3	45	520	108
650	Honda	NX650 K,L Dominator	89-90	JTF308	15	JTR245/3	45	520	108
650	Honda	NX650 M,N,P,R Dominator	91-94	JTF308	15	JTR245/3	47	520	110
650	Honda	NX650 S,T,V,W,X,Y,R-1 Dominator	95-01	JTF308	15	JTR245/3	46	520	110
650	Honda	SLR650 V,W	97-98	JTF308	15	JTR245/3	43	520	110
650	Honda	SLR650	97-98	JTF308	14	JTR245/3	43	520	110
650	Honda	SLR650 X,Y	99-01	JTF308	14	JTR245/3	43	520	110
650	Honda	XL650 V Transalp	01-07	JTF296	15	JTR300	48	525	118
650	Honda	XR650 L-P,R,S,T,V,W,X,Y,1,2,3,4,5,6,7,8,9,A,B,C,D,E,F,G	93-16	JTF1309	15	JTR301	45	520	110
650	Honda	XRV650 Africa Twin	88-90	JTF296	16	JTR300	49	525	124
700	Honda	CT700	14-16	JTF1373	16	JTR1303	43	520	114
700	Honda	CT700 D	14-16	JTF1373	16	JTR1303	39	520	114
700	Honda	CT700 N	14-16	JTF1373	16	JTR1303	43	520	114
700	Honda	CT700 ND	14-16	JTF1373	16	JTR1303	39	520	114
700	Honda	CTX700 DCT	14-16	JTF1373	16	JTR1303	39	520	114
700	Honda	CTX700 N DCT	14-16	JTF1373	16	JTR1303	43	520	114
700	Honda	NC700 JD	15-16	JTF1373	16	JTR1303	39	520	114
700	Honda	NC700 S/SA-C,D	12-13	JTF1373	16	JTR1303	43	520	114

CC	Make	Model	Year	Front Sprocket	T	Rear Sprocket	T	Chain Pitch	Chain Length
700	Honda	NC700 X/XA-C,D	12-13	JTF1373	16	JTR1303	43	520	114
700	Honda	NC700 X/XA-E,F	USA 14-15	JTF1373	16	JTR1303	43	520	114
700	Honda	VF700 F Interceptor	USA 84-85	JTF339	16	JTR1334	44	530	110
700	Honda	VFR700 F Interceptor	USA 86-88	JTF339	16	JTR1334	45	530	110
700	Honda	XL700 V/VA-8,9,A,B,C,D Transalp	RD13 08-13	JTF296	15	JTR300	47	525	118
700	Honda	NC700 D Integra	12-13	JTF1373	16	JTR1303	39	520	112
750	Honda	CB750 K1-K6	71-76	JTF288	18	JTR284	48	530	104
750	Honda	CB750 K7	77	JTF331	15	JTR333	41	630	88
750	Honda	CB750 K/LTD	USA 79	JTF330	15	JTR333	38	630	90
750	Honda	CB750 A	USA 76	JTF288	17	JTR284	48	530	104
750	Honda	CB750 A	USA 77-78		15	JTR333	42	630	88
750	Honda	CB750 F,F1 (4 in 1)	77	JTF288	17	JTR284	48	530	102
750	Honda	CB750 F2 sohc	77	JTF331	15	JTR333	41	630	88
750	Honda	CB750 F2 (4 in 1)	78	JTF331	15	JTR333	43	630	88
750	Honda	CB750 F	USA 75-76	JTF288	17	JTR284	48	530	102
750	Honda	CB750 F	USA 77-78	JTF331	14	JTR333	43	630	88
750	Honda	CB750 F	USA 79	JTF330	15	JTR336	38	630	90
750	Honda	CB750 KZ,FZ	RC01 79-80	JTF330	15	JTR333	38	630	90
750	Honda	CB750 K	USA 80-82	JTF339	18	JTR284	46	530	108
750	Honda	CB750 F-B (4 Speed)		JTF339	18	JTR284	46	530	108
750	Honda	CB750 F-A,B,C,D, (5 Speed)	80-82	JTF339	18	JTR1334	46	530	108
750	Honda	CB750 CB	RC06 Germany 80-81	JTF339	18	JTR284	39	530	104
750	Honda	CB750 F2C,F2D		JTF339	18	JTR1334	46	530	108
750	Honda	CB750 F Bol d'Or		JTF339	18	JTR1334	46	530	108
750	Honda	CB750 SC Night Hawk	82	JTF339	16	JTR1334	46	530	108
750	Honda	CB750 SC	USA 82-83	JTF339	18	JTR1334	43	530	88
750	Honda	CB750 CA,CB		JTF339	17	JTR298	40	530	108
750	Honda	CB750 CA,CB,CDB Custom	Japan	JTF339	18	JTR1334	41	530	106
750	Honda	CB750 C	USA 80-82	JTF339	18	JTR284	43	530	106
750	Honda	CB750 Custom	France	JTF339	18	JTR284	45	530	106
750	Honda	CB750 F	USA 80-82	JTF339	18	JTR1334	46	530	108
750	Honda	CB750 M NAS Night Hawk	RC39 Japan	JTF1332	15	JTR1332	38	525	110
750	Honda	CB750 F2N,F2T	Japan	JTF1332	15	JTR1332	39	525	112
750	Honda	CB750 F2-N,P,R,S,T,V,W,X,Y	RC42 92-00	JTF1332	15	JTR1332	40	525	112
750	Honda	CB750 F2-1	01-03	JTF1332	15	JTR1332	40	525	112
750	Honda	CB750 Nighthawk	USA 91-03	JTF1332	14	JTR1332	38	525	110
750	Honda	CB750 KA,KB		JTF339	16	JTR298	40	530	108
750	Honda	CBR750 FH,FJ Super Aero	RC27 Japan	JTF339	15	JTR1334	45	530	116
750	Honda	CBX750 FE,FG,F2G	RC17 84-86	JTF339	16	JTR1334	45	530	114
750	Honda	NC750 S DCT	14-15	JTF1373	17	JTR1303	43	520	114
750	Honda	NC750 S DCT	16	JTF1373	17	JTR1303	43	520	112
750	Honda	NC750 X	14-15	JTF1373	17	JTR1303	43	520	114
750	Honda	NC750 X	16	JTF1373	17	JTR1303	43	520	112
750	Honda	NC750 X DCT	14-15	JTF1373	17	JTR1303	43	520	114
750	Honda	NC750 X DCT	16	JTF1373	17	JTR1303	43	520	112
750	Honda	750 Integra DCT	14-15	JTF1373	17	JTR1303	43	520	114
750	Honda	750 Integra DCT	16	JTF1373	17	JTR1303	43	520	112
750	Honda	NC750 J Vultus	15-16	JTF1373	17	JTR1303	43	520	112
750	Honda	NR750	NC40 92		16		40	525	108
750	Honda	RVF750 R	RC45 94-98	JTF1332	17	JTR312	40	525	108
750	Honda	VF750 FD,FE,FF V45 Interceptor	RC15 83-85	JTF339	17	JTR1334	44	530	110
750	Honda	VF750 F	96	JTF333	16	JTR1334	39	530	120
750	Honda	VFR750 F Interceptor	USA 86	JTF339	16	JTR1334	45	530	110
750	Honda	VFR750 F Interceptor	USA 90-97	JTF333	16	JTR1340	43	530	112
750	Honda	VF750 C V45 Magna	RC43 94-04	JTF333	16	JTR1334	40	530	118
750	Honda	VF750 CD/CD2 V45 Magna Deluxe	95-04	JTF333	16	JTR1334	40	530	118
750	Honda	VFR750 FG,FH,FJ,FK	RC24 86-89	JTF333	16	JTR1334	45	530	110

CC	Make	Model	Year	Front Sprocket	T	Rear		Chain		
						Sprocket	T	Pitch	Length	
750	Honda	VFR750 FJ,FK	RC24 France	88-89	JTF333	16	JTR1334	46	530	112
750	Honda	VFR750 RJ,RK,RL,RM	RC30	88-92	JTF313	16	JTR312	40	525	106
750	Honda	VFR750 FL,FM,FN,FP,FR,FS,FT,FV,FW	RC36	90-98	JTF333	16	JTR1340	43	530	112
750	Honda	VLX750 Shadow	RC44 Greece		JTF1372	17	JTR1304	42	525	122
750	Honda	VT750 C,CD Shadow		98-03	JTF1372	17	JTR1304	41	525	122
750	Honda	VT750 CD2 Shadow Deluxe		98-03	JTF1372	17	JTR1304	41	525	122
750	Honda	VT750 C2 Shadow		00-03	JTF1372	17	JTR1304	41	525	122
750	Honda	VT750 C Shadow		04-07	JTF1372	17	JTR1304	41	525	122
750	Honda	VT750 DC Shadow Spirit		01-07	JTF1372	17	JTR1304	42	525	122
750	Honda	VT750 DC Black Widow		00-03	JTF1372	17	JTR1304	41	525	122
750	Honda	VT750 RS Shadow	USA	10-13	JTF1372	17	JTR1304	38	525	112
750	Honda	VT750 S		11-13	JTF1372	17	JTR1304	38	525	112
750	Honda	XRV750 Africa Twin	RD04	90-92	JTF314	16	JTR1332	46	525	124
750	Honda	XRV750 Africa Twin	RD07	93-03	JTF314	16	JTR1332	45	525	124
800	Honda	VFR800 F1-W,X	RC46	98-99	JTF339	17	JTR1340	43	530	108
800	Honda	VFR800 F1-Y,1 PGM & CBS	RC46	00-01	JTF339	17	JTR1340	43	530	108
800	Honda	VFR800 F1 2-9,A,B,C,D Interceptor VTEC	RC46	02-13	JTF339	16	JTR1340	43	530	110
800	Honda	VFR800 F1 2-9,A,B,C,D Interceptor VTEC (ABS)	RC46	02-13	JTF339	16	JTR1340	43	530	110
800	Honda	VFR800 F-E,F,G Interceptor VTEC (ABS)		14-16	JTF1332	16	JTR1346	43	525	110
800	Honda	VFR800 X-B,C,D,E,F,Crossrunner		11-14	JTF339	16	JTR1340	43	530	116
800	Honda	VFR800 X-F,G Crossrunner		15-16	JTF1332	16	JTR1346	43	525	110
900	Honda	CB900 F,F2-A,B,C,D		79-84	JTF339	17	JTR1334	44	530	106
900	Honda	CB900 Bol d 'Or		79-82	JTF339	17	JTR1334	44	530	106
900	Honda	CB900 F Hornet		02-06	JTF333	16	JTR302	43	530	114
900	Honda	919 (CB900 F)	USA	02-07	JTF333	16	JTR302	43	530	114
900	Honda	CBR900 RR N,P,R,S Fire Blade	SC28	92-95	JTF333	16	JTR302	42	530	108
900	Honda	CBR900 RR N,P,R,S Fire Blade	USA	93-95	JTF333	16	JTR302	43	530	108
900	Honda	CBR900 RR T,V,W,X Fire Blade	SC33	96-99	JTF1370	16	JTR1304	42	525	108
900	Honda	CBR900 RR T,V,W,X Fire Blade	USA	96-99	JTF1370	16	JTR1304	43	525	108
900	Honda	CBR900 RR Fire Blade <<< 520 Chain Conversion		92-99	JTF1269	16	JTR1303	42	520	108
900	Honda	CBR900 RR Fire Blade <<< 520 Chain Conversion		92-99	JTF1269	16	JTA1303	42	520	108
900	Honda	CBR900 RR Fire Blade <<< 520 Chain Conversion	USA	93-99	JTF1269	16	JTR1303	43	520	108
900	Honda	CBR900 RR Fire Blade <<< 520 Chain Conversion	USA	93-99	JTF1269	16	JTA1303	43	520	108
900	Honda	CBR900 RR Y,1,2,3 Fire Blade	SC44/50	00-03	JTF333	16	JTR1306	42	530	108
900	Honda	CBR900 RR Y,1,2,3 Fire Blade <<< 520 Chain Conversion		00-03	JTF1269	16	JTR1308	42	520	108
900	Honda	CBR900 RR Y,1,2,3 Fire Blade <<< 520 Chain Conversion		00-03	JTF1269	16	JTA1308	42	520	108
929	Honda	CBR929 RR Fire Blade	USA	00-01	JTF333	16	JTR1306	43	530	108
929	Honda	CBR929 RR Fire Blade <<< 520 Chain Conversion	USA	00-01	JTF1269	16	JTR1308	43	520	108
929	Honda	CBR929 RR Fire Blade <<< 520 Chain Conversion	USA	00-01	JTF1269	16	JTA1308	43	520	108
954	Honda	CBR954 RR Fire Blade	USA	02-03	JTF333	16	JTR1306	43	530	108
954	Honda	CBR954 RR Fire Blade <<< 520 Chain Conversion	USA	02-03	JTF1269	16	JTR1308	43	520	108
954	Honda	CBR954 RR Fire Blade <<< 520 Chain Conversion	USA	02-03	JTF1269	16	JTA1308	43	520	108
1000	Honda	CB1000 FP,FR,FS,FT,FV,FW BIG 1	SC30	93-98	JTF339	17	JTR1334	42	530	116
1000	Honda	CB1000 R/RA-8,9,A,B,C,D,E,F,G (ABS)	SC60A/C	08-16	JTF333	16	JTR1340	44	530	116
1000	Honda	CBF1000 B,C,D,E,F		11-15	JTF333	16	JTR302	41	530	114
1000	Honda	CBF1000 F/FA-6,7,8,9,A	SC58	06-10	JTF333	16	JTR302	43	530	120
1000	Honda	CBF1000 F-B,C,D,E,F		11-15	JTF333	16	JTR302	41	530	114
1000	Honda	CBF1000 F-		16						
1000	Honda	CBF1000 F- GT		16						
1000	Honda	CBF1000 FS-A (ABS)		10	JTF333	16	JTR302	41	530	
1000	Honda	CBR1000 FH,FJ Hurricane	SC21	87-88	JTF339	17	JTR1334	43	530	114
1000	Honda	CBR1000 FK,FL,FM,FN,FP,FR,FS Hurricane	SC24	89-95	JTF339	17	JTR1334	42	530	114
1000	Honda	CBR1000 FT,FV,FW,FX,FY	SC24	96-00	JTF339	17	JTR1334	41	530	114
1000	Honda	CBR1000 RR-4,5 Fireblade	SC57	04-05	JTF333	16	JTR1306	40	530	114
1000	Honda	CBR1000 RR-4,5 Fireblade <<< 520 Chain Conversion		04-05	JTF1269	16	JTR1308	40	520	114
1000	Honda	CBR1000 RR-4,5 Fireblade <<< 520 Chain Conversion		04-05	JTF1269	16	JTA1308	40	520	114
1000	Honda	CBR1000 RR-4,5 Fireblade	USA	04-05	JTF333	16	JTR1306	41	530	114

CC	Make	Model	Year	Front Sprocket	T	Rear Sprocket	T	Chain		
								Pitch	Length	
1000	Honda	CBR1000 RR-4,5 Fireblade <<< 520 Chain Conversion	USA	04-05	JTF1269	16	JTR1308	41	520	114
1000	Honda	CBR1000 RR-4,5 Fireblade <<< 520 Chain Conversion	USA	04-05	JTF1269	16	JTA1308	41	520	114
1000	Honda	CBR1000 RR-6,7 Fireblade	SC57	06-07	JTF333	16	JTR1306	42	530	114
1000	Honda	CBR1000 RR-6,7 Fireblade <<< 520 Chain Conversion		06-07	JTF1269	16	JTR1308	42	520	114
1000	Honda	CBR1000 RR-6,7 Fireblade <<< 520 Chain Conversion		06-07	JTF1269	16	JTA1308	42	520	114
1000	Honda	CBR1000 RR-8,9,A,B,C,D,E,F,G Fireblade	SC59	08-16	JTF333	16	JTR1306	42	530	116
1000	Honda	CBR1000 RR-8,9,A,B,C,D,E,F,G Fireblade <<< 520 Chain Conversion		08-16	JTF1269	16	JTR1308	42	520	116
1000	Honda	CBR1000 RR-8,9,A,B,C,D,E,F,G Fireblade <<< 520 Chain Conversion		08-16	JTF1269	16	JTA1308	42	520	116
1000	Honda	CBR1000 RA-A,B,C,D,E,F,G Fireblade C-ABS		10-16	JTF333	16	JTR1306	42	530	116
1000	Honda	CBR1000 RA-A,B,C,D,E,F,G Fireblade C-ABS <<< 520 Chain Conversion		10-16	JTF1269	16	JTR1308	42	520	116
1000	Honda	CBR1000 RA-A,B,C,D,E,F,G Fireblade C-ABS <<< 520 Chain Conversion		10-16	JTF1269	16	JTA1308	42	520	116
1000	Honda	CBR1000 RR- Fireblade SP		16	JTF333	16	JTR1306	42	530	116
1000	Honda	CBR1000 RR- Fireblade SP <<< 520 Chain Conversion		16	JTF1269	16	JTR1308	42	520	116
1000	Honda	CBR1000 RR- Fireblade SP <<< 520 Chain Conversion		16	JTF1269	16	JTA1308	42	520	116
1000	Honda	CBR1000 S	USA	15	JTF333	16	JTR1306	42	530	116
1000	Honda	CBR1000 S <<< 520 Chain Conversion	USA	15	JTF1269	16	JTR1308	42	520	116
1000	Honda	CBR1000 S <<< 520 Chain Conversion	USA	15	JTF1269	16	JTA1308	42	520	116
1000	Honda	CBX1000 ZA (CB 1)	SC03	78-79	JTF335	15	JTR336	35	630	86
1000	Honda	CBX	USA	79	JTF335	15	JTR336	34	630	84
1000	Honda	CBX1000 A ProLink		80	JTF340	18	JTR1334	42	530	102
1000	Honda	CBX1000 B,C ProLink	SC06	80-82	JTF340	18	JTR1334	42	530	108
1000	Honda	CRF1000 L-G Africa Twin		16	JTF1370	16	JTR1332	42	525	124
1000	Honda	CRF1000 D-G Africa Twin DCT		16	JTF1370	16	JTR1332	42	525	124



CC	Make	Model	Year	Front Sprocket	T	Rear Sprocket	T	Chain Pitch	Chain Length
1000	Honda	RC213V-S	16						
1000	Honda	RC51 (RVT1000R)	USA 00-06	JTF333	16	JTR1306	40	530	104
1000	Honda	RC51 (RVT1000R) <<< 520 Chain Conversion	USA 00-06	JTF1269	16	JTR1308	40	520	104
1000	Honda	VF1000 FE Interceptor	84	JTF339	17	JTR1334	43	530	110
1000	Honda	VF1000 FF,F2F	SC15 84-85	JTF339	17	JTR1334	43	530	114
1000	Honda	VF1000 RE,RF,RG	SC16 84-86	JTF339	17	JTR1334	43	530	110
1000	Honda	VF1000 RF,RG	USA 85-86	JTF339	17	JTR1334	44	530	110
1000	Honda	VTR1000 F Superhawk	USA 98-05	JTF333	16	JTR302	41	530	102
1000	Honda	VTR1000 F-V,W,X,Y,1,2,3,4,5 Fire Storm	SC36 97-05	JTF333	16	JTR302	41	530	102
1000	Honda	VTR1000 SP-1	SC45 00-01	JTF333	16	JTR1306	40	530	104
1000	Honda	VTR1000 SP-1 <<< 520 Chain Conversion	00-01	JTF1269	16	JTR1308	40	520	104
1000	Honda	VTR1000 SP-2	SC45 02-06	JTF333	16	JTR1306	40	530	106
1000	Honda	VTR1000 SP-2 <<< 520 Chain Conversion	02-06	JTF1269	16	JTR1308	40	520	106
1000	Honda	XL1000 V-X,Y,1,2,3,4,5,6,7,8,9,A,B,C,D Varadero	SD01/02 99-13	JTF1370	16	JTR1304	47	525	112
1100	Honda	CB1100 RB	SC05 81	JTF339	17	JTR1334	40	530	104
1100	Honda	CB1100 RC,RD	SC08 82-83	JTF339	17	JTR1334	39	530	104
1100	Honda	CB1100 F	SC11 83	JTF339	17	JTR1334	41	530	106
1100	Honda	CB1100 F	USA 83	JTF339	17	JTR1334	42	530	104
1100	Honda	CB1100 SF X-11	SC42 00-03	JTF339	17	JTR302	43	530	110
1100	Honda	CB1100 D,E	13-14	JTF339	18	JTR302	39	530	114
1100	Honda	CB1100 SAE	14-15		18		40	530	120
1100	Honda	CB1100 EX	15-16						
1100	Honda	CBR1100 XX-V,W,X,Y,1,2,3,4,5,6,7 Blackbird	SC35 97-07	JTF339	17	JTR302	44	530	110
1300	Honda	CB X-4	SC38 97-99	JTF339	18	JTR302	41	530	122
1300	Honda	CB1300 F-3,4,5,6,7,8,9	SC54 03-09	JTF339	18	JTR302	39	530	114
1300	Honda	CB1300 S-6,7,8,9	SC54 06-09	JTF339	18	JTR302	39	530	114
1300	Honda	CB1300 S/SA-A,B,C,D	10-13	JTF339	18	JTR302	39	530	114

Husqvarna Road Bikes

701	Husqvarna	701 Enduro	16		15		45	520	
701	Husqvarna	701 Supermoto	15-16		15		45	520	
900	Husqvarna	900 Nuda	12	JTF704	17		42	525	
900	Husqvarna	900 Nuda R	12	JTF704	16		42	525	

Hyosung Road Bikes

125	Hyosung	125 Cruise I	97	JTF426	14	JTR810	48	428	126
125	Hyosung	125 Cruise II	97-98	JTF410	14	JTR810	47	428	126
125	Hyosung	GA125 Cruise II Classic	99-01	JTF410	14	JTR810	47	428	126
125	Hyosung	GA125 Cruise II De Luxe	99-01	JTF410	14	JTR810	47	428	126
125	Hyosung	GF125	98-03	JTF410	14	JTR810	47	428	126
125	Hyosung	GT125 Naked	03-15	JTF410	14	JTR1067	52	428	138
125	Hyosung	GT125 R Supersport	06-14	JTF410	14	JTR1067	52	428	138
125	Hyosung	GT125 Comet	09	JTF410	14	JTR1067	52	428	138
125	Hyosung	GT125	10-12	JTF410	14	JTR1067	52	428	138
125	Hyosung	GT125 R Comet	09-12	JTF410	14	JTR1067	52	428	138
125	Hyosung	GT125 R EFI	12	JTF410	14	JTR1067	52	428	138
125	Hyosung	GV125 C Aquila	01-10	JTF410	13	JTR810	48	428	138
125	Hyosung	GV125 C Aquila Classic	11-15	JTF410	13	JTR810	48	428	138
125	Hyosung	RT125 Karion	03-06	JTF410	13	JTR810	48	428	130
125	Hyosung	RT125 Karion D Citytrail	08-15	JTF410	13	JTR810	48	428	128
125	Hyosung	RX125 D	07-10	JTF410	14	JTR810	48	428	132
125	Hyosung	RX125 D	11	JTF410	14	JTR810	48	428	132
125	Hyosung	RX125 SM	07-10	JTF410	14		46	428	132
125	Hyosung	RX125 SM	11	JTF410	14		46	428	132
125	Hyosung	XR125	99-06	JTF410	14	JTR810	48	428	132
125	Hyosung	XR125 Funduro	07-08	JTF410	14	JTR810	48	428	132
125	Hyosung	XR125 SM	07-14	JTF410	14	JTR810	48	428	132
250	Hyosung	GT250 R Sport	04-08	JTF1554	14	JTR1068	46	520	112

CC	Make	Model	Year	Front Sprocket	T	Rear Sprocket	T	Pitch	Chain Length
250	Hyosung	GT250 Comet	06-09	JTF1554	14	JTR1068	46	520	112
250	Hyosung	GT250 Comet FI	10	JTF1554	14	JTR1068	46	520	112
250	Hyosung	GT250 i Naked EFI	11-15	JTF1554	14	JTR1068	46	520	112
250	Hyosung	GT250 R Comet	09	JTF1554	14	JTR1068	46	520	112
250	Hyosung	GT250 R Comet FI	10	JTF1554	14	JTR1068	46	520	112
250	Hyosung	GT250 R EFI	11-15	JTF1554	14	JTR1068	46	520	112
250	Hyosung	GV250 Aquila	04-09	JTF1554	14	JTR1073	46	520	116
250	Hyosung	GV250 Aquila FI Classic	10-15	JTF1554	14	JTR1073	46	520	116
250	Hyosung	GV250 EFI	11-12	JTF1554	14	JTR1073	46	520	116
650	Hyosung	GT650 Comet	04-09	JTF520	15	JTR1074	44	525	108
650	Hyosung	GT650 Comet FI	10	JTF520	15	JTR1074	44	525	108
650	Hyosung	GT650 Naked / Naked II EFI	11-15	JTF520	15	JTR1074	44	525	108
650	Hyosung	GT650 R Comet	09	JTF520	15	JTR1074	44	525	108
650	Hyosung	GT650 R Comet FI	10	JTF520	15	JTR1074	44	525	108
650	Hyosung	GT650 R EFI	11-15	JTF520	15	JTR1074	44	525	108
650	Hyosung	GT650 S Comet	09	JTF520	15	JTR1074	44	525	108
650	Hyosung	GT650 S Comet FI	10	JTF520	15	JTR1074	44	525	108
650	Hyosung	GT650 S EFI	11	JTF520	15	JTR1074	44	525	108
650	Hyosung	GT650 Naked	04-06	JTF520	15	JTR1074	44	525	108
650	Hyosung	GT650 R Sporttouring	05-08	JTF520	15	JTR1074	44	525	108
650	Hyosung	GT650 S Sport	05-08	JTF520	15	JTR1074	44	525	108

Jincheng Road Bikes

125	Jincheng	125 Abila	07-08	JTF1263	14	JTR810	41	428	116
-----	----------	-----------	-------	---------	----	--------	----	-----	-----

Kawasaki Road Bikes

50	Kawasaki	AE50	82-83	JTF249	13	JTR801	49	420	116	
50	Kawasaki	AE50	Norway	JTF249	13	JTR801	46	420	116	
50	Kawasaki	AR50 A1,C2-C10	81-98	JTF249	13	JTR801	49	420	116	
50	Kawasaki	AR50 A1	USA	JTF249	13	JTR801	46	420	116	
80	Kawasaki	AE80 A1-B1	81-89	JTF249	15	JTR801	43	420	114	
80	Kawasaki	AR80 C1-C5	82-87	JTF249	14	JTR801	43	420	114	
80	Kawasaki	AR80 C6-C8	88-92	JTF249	15	JTR801	43	420	114	
80	Kawasaki	AE/AR 80	France	JTF249	15	JTR801	41	420	114	
80	Kawasaki	AE/AR 80	France	JTF249	15	JTR801	43	420	118	
80	Kawasaki	AE80	Germany	81-82	JTF249	16	JTR801	41	420	114
80	Kawasaki	AR80	Germany	81-82	JTF249	15	JTR801	41	420	114
90	Kawasaki	KM90 A6	77	JTF418	14	JTR802	37	428	98	
100	Kawasaki	KC100		JTF418	14	JTR810	37	428	104	
100	Kawasaki	KC100 C1-C4	80-86	JTF418	14	JTR802	37	428	104	
100	Kawasaki	KE100 A5-A10	79-81	JTF417	15	JTR802	42	428	110	
100	Kawasaki	KE100 A5-A10	USA	JTF1263	15	JTR802	42	428	110	
100	Kawasaki	KE100 B1-B20	82-01	JTF418	15	JTR802	39	428	112	
100	Kawasaki	KE100 B1-B20	USA	JTF1263	15	JTR802	40	428	112	
100	Kawasaki	KE100	Norway	80-	JTF418	14	JTR802	46	428	112
100	Kawasaki	KH100 A2-A4 (EL)	78-81	JTF418	14	JTR802	39	428	106	
100	Kawasaki	KH100 B7-B8	USA	76-77	JTF1263	14	JTR802	37	428	110
100	Kawasaki	KH100 G2-G4 (EX)	80-83	JTF418	14	JTR802	37	428	106	
100	Kawasaki	KH100 G5-G8 (EX) (6 Holes)	84-92	JTF418	14	JTR458	37	428	106	
100	Kawasaki	KH100 G9,G10 (EX) (6 Holes)	93-94	JTF418	14	JTR458	36	428	106	
100	Kawasaki	KH100 ES	Norway	77-	JTF418	14	JTR802	43	428	108
100	Kawasaki	KM100 A4-A6	78-82	JTF418	14	JTR802	37	428	110	
100	Kawasaki	KM100 A1-A7	USA	76-82	JTF1263	14	JTR802	36	428	96
100	Kawasaki	KV100 A8-A12,B11-B14	77-88		15	JTR802	42	428	110	
100	Kawasaki	KZR100	Indonesia	JTF505	14	JTR802	47	428	108	
100	Kawasaki	MAX100	Greece	JTF249	15	JTR801	39	420	100	
100	Kawasaki	Modenas 100	Indonesia	JTF505	13	JTR802	44	428		
100	Kawasaki	Modenas 100	Indonesia	JTF505	14	JTR802	47	428		

CC	Make	Model	Year	Front Sprocket	T	Rear Sprocket	T	Pitch	Chain Length
115	Kawasaki	115 Kaze-R	Greece	JTF505	13	JTR802	44	428	108
115	Kawasaki	115 Kaze-R	Greece 00	JTF505	14	JTR802	42	428	108
125	Kawasaki	AR125 LC A1-A8,B1-B7	82-93	JTF417	14	JTR468	36	428	116
125	Kawasaki	AR125 LC B8	94	JTF417	15	JTR468	36	428	116
125	Kawasaki	AX125 DCF Athlete	Greece 13-	JTF505	14	JTR468	36	428	104
125	Kawasaki	BN125 A1-A8,A6F,A7F Eliminator	98-07	JTF417	15	JTR468	46	428	132
125	Kawasaki	BN125 A9F Eliminator	09	JTF417	15	JTR468	46	428	132
125	Kawasaki	KDX125 SR	90-99	JTF417	15	JTR459	52	428	132
125	Kawasaki	KE125 A4-A12	76-87	JTF418	14	JTR471	50	428	118
125	Kawasaki	KH125 A1-A4	77-82	JTF418	14	JTR810	47	428	112
125	Kawasaki	KH125 L1,K1-K10 (EX) (6Holes)	83-98	JTF418	14	JTR458	36	428	110
125	Kawasaki	KLX125 A1-A3,A6F	03-06	JTF409	14	JTR797	51	428	122
125	Kawasaki	KLX125 L B1-B3,B6F	03-06	JTF409	14	JTR797	57	428	130
125	Kawasaki	KLX125 CAF,CBF,CDF,CEF,CFF	10-14	JTF273	14	JTR1466	47	428	124
125	Kawasaki	KLX125 DAF,DBF,DDF D-Tracker	10-13	JTF273	14	JTR1466	44	428	122
125	Kawasaki	KMX125 A1-A5,B1-B12	86-03	JTF417	14	JTR463	48	428	124
125	Kawasaki	KS125		JTF418	14	JTR471	50	428	118
125	Kawasaki	Z125	Greece	JTF1263	14	JTR838	43	428	122
175	Kawasaki	KD175 A1-A4	USA 76-79	JTF1263	14	JTR471	48	428	120
175	Kawasaki	KE175 B1-B3	76-78	JTF418	14	JTR471	45	428	118
175	Kawasaki	KE175 B1-B3	USA 76-78	JTF1263	14	JTR471	48	428	120
175	Kawasaki	KE175 D1-D2	79-80	JTF418	14	JTR469	44	428	118
175	Kawasaki	KE175 D3-D5	81-83	JTF418	14	JTR469	44	428	116
175	Kawasaki	KE175 D2-D5	USA 80-83	JTF1263	14	JTR469	44	428	116
175	Kawasaki	KS175		JTF418	15	JTR471	45	428	118
175	Kawasaki	KV175 A1-A9	81-89	JTF1263	14	JTR469	53	428	122
200	Kawasaki	KMX200 A2-A3	88-92	JTF417	16	JTR463	50	428	126
200	Kawasaki	KZZ200 A1-A2	USA 78-79	JTF569	15	JTR473	40	520	98
200	Kawasaki	KZZ200 A1A	USA 78	JTF569	15	JTR473	40	520	98
200	Kawasaki	Z200 A1-A6	77-83	JTF569	15	JTR473	40	520	98
250	Kawasaki	BR250 A1	86	JTF516	15			520	100
250	Kawasaki	EL250 Chopper	88-90	JTF516	14	JTR1486	44	520	106
250	Kawasaki	EL250 Eliminator Chopper	91-96	JTF516	14	JTR1486	44	520	114
250	Kawasaki	EL 250 (EL252 F2)	97-03	JTF516	14	JTR1486	40	520	112
250	Kawasaki	BJ Estrella 250 A2,A3,C2	95-97	JTF512	15	JTR487	38	520	102
250	Kawasaki	BJ Estrella 250	98-00	JTF512	15	JTR487	38	520	102
250	Kawasaki	EX250 E1-E2 Ninja	USA 86-87	JTF516	14	JTR1486	42	520	104
250	Kawasaki	EX250 F2-F19,F6F,F7F Ninja 250 R	USA 88-07	JTF516	14	JTR486	45	520	106
250	Kawasaki	EX250R J8F,J9F,JAF,JBF,JBFA,JCF,JCFA Ninja 250 R	USA 08-12	JTF1539	14	JTR486	45	520	106
250	Kawasaki	EX250R K8F,K9F,KAF,KBF,KCF Ninja 250 R	08-12	JTF1539	14	JTR486	43	520	106
250	Kawasaki	EX250R Ninja 250 R Special Edition	12	JTF1539	14	JTR486	43	520	106
250	Kawasaki	GPZ250 C1,C2,C3 Belt Drive Conversion	83-85	JTF424	15	JTR476	35	530	98
250	Kawasaki	GPZ250 R (EX250E1-E2)	86-87	JTF516	14	JTR486	42	520	104
250	Kawasaki	GPX250 R (EX250F2-F4,F6-F19)	88-05	JTF516	14	JTR486	45	520	106
250	Kawasaki	GPX250 R (EX250F,G,R-2)	Japan	JTF516	14	JTR486	45	520	106
250	Kawasaki	KE250 B1-B3	USA 77-79	JTF507	14	JTR1458	39	520	98
250	Kawasaki	KH250 A5,A6	USA 76-77	JTF506	14	JTR474	48	525	108
250	Kawasaki	KH250 S1,B3-B5	75-82	JTF506	14	JTR474	48	525	108
250	Kawasaki	KL250 A1-A2	77-78	JTF569	15	JTR1458	40	520	96
250	Kawasaki	KL250 A3-A4,C1-C2	79-85	JTF569	14	JTR475	40	520	96
250	Kawasaki	KL250 D2-D22 (KLR250)	84-05	JTF516	15	JTR475	44	520	104
250	Kawasaki	KL250 G4-G7 Super Sherpa	USA 00-03	JTF569	14		43	520	102
250	Kawasaki	KL250 G9F Super Sherpa	USA 09	JTF569	14		43	520	102
250	Kawasaki	KLX250 R E1,E2,E3	91-95	JTF569	14	JTR460	42	520	108
250	Kawasaki	KLX250 G1,G2	94-98	JTF569	14	JTR460	42	520	108
250	Kawasaki	KLX250 R E1,E2,E3,G1	France 93-97	JTF569	14	JTR460	42	520	106
250	Kawasaki	KLX250 R F1,F2,F3,F4	Japan 93-97	JTF569	14	JTR460	42	520	106

CC	Make	Model	Year	Front Sprocket	T	Rear Sprocket	T	Pitch	Chain Length	
250	Kawasaki	KLX250 R D1,D2,D3,D4	93-99	JTF569	14	JTR460	50	520	110	
250	Kawasaki	KLX250 S H6F,H7F	06-07	JTF516	14	JTR460	42	520	106	
250	Kawasaki	KLX250 S T9F,TAF,TBF,TCF,TDF,TEF,TFF	09-15	JTF516	14	JTR460	42	520	106	
250	Kawasaki	KLX250 SF W9F,WAF	09-10	JTF516	14	JTR460	39	520	104	
250	Kawasaki	KLX250 S9F,SAF,SBF,SCF,SDF,SEF,SFF	09-15	JTF516	14	JTR460	42	520	106	
250	Kawasaki	KR250 A1-A2	84-85			JTR486	38	520	98	
250	Kawasaki	KR250 B2 (KR1)	89	JTF516	15	JTR472	40	520	106	
250	Kawasaki	KR250 C2-C3 (KR1S)	90-92	JTF516	15	JTR472	41	520	108	
250	Kawasaki	KV250 A3,A4	85-86	JTF569	14	JTR475	44	520	98	
250	Kawasaki	KZ250 D1,LTD,D2,CSR	USA	80-81	JTF569	15	JTR473	37	520	102
250	Kawasaki	S1 250 B	73-75	JTF506	14	JTR474	48	525	104	
250	Kawasaki	Z250 J1		JTF513	15	JTR476	35	530	98	
250	Kawasaki	Z250 A1-A2,B1	78-80	JTF424	15	JTR476	35	530	98	
250	Kawasaki	Z250 A3,A4,B2	81-82	JTF513	15	JTR476	35	530	98	
250	Kawasaki	Z250 C1-C2,G1-G2,LTD	81-83	JTF569	15	JTR473	37	520	102	
250	Kawasaki	Z 250 SL (BX250 AFF) Ninja KRT	15-16	JTF1539	14	JTR486	42	520		
250	Kawasaki	ZXR250 C1,C2,C3,D1	Japan		JTF516	14	JTR472	48	520	110
250	Kawasaki	ZZR250 (EX250)	90-03	JTF516	14	JTR486	47	520	108	
300	Kawasaki	KLX300 A2,A3,A4,A5,A6,A7 (KLX300R)	97-02	JTF569	14	JTR460	50	520	110	
300	Kawasaki	KLX300 A8,A9,A10,A6F,A7F (KLX300R)	03-07	JTF5655C	14	JTR460	50	520	110	
300	Kawasaki	KLX300 R B1	France	97	JTF569	14	JTR460	50	520	110
300	Kawasaki	EX300 ADF,ADFA,AEF,AEFA,AGF,AGFA Ninja 300	13-16	JTF1539	14	JTR486	42	520	106	
300	Kawasaki	EX300 AES,AESA,AFF,AFFA,AGF,AGFA Ninja 300 SE	14-16	JTF1539	14	JTR486	42	520	106	
300	Kawasaki	EX300 BDF,BDFA,BEF,BEFA,BFF,BFFA Ninja 300 ABS SE	13-15	JTF1539	14	JTR486	42	520	106	
300	Kawasaki	EX300 BGF,BGFA Ninja 300 ABS SE	16	JTF1539	14	JTR486	42	520	106	
300	Kawasaki	EX300 BGF,BGFA Ninja 300 ABS KRT Edition	16	JTF1539	14	JTR486	42	520	106	
300	Kawasaki	Z300	15	JTF1539	14	JTR486	42	520	106	
305	Kawasaki	GPZ305 (EX305A1)	83	JTF513	15	JTR476	33	530	100	
305	Kawasaki	KZ305 A1,A2 (CSR)	USA	81-82	JTF513	15	JTR476	33	530	100
400	Kawasaki	KH400 S3	76-77	JTF508	15	JTR476	41	530	104	
400	Kawasaki	KLX400 B1 (KLX400 R)	03	JTF4325C	14	JTR808	47	520	112	
400	Kawasaki	KLX400 A1 (KLX400 SR)	03	JTF4325C	15	JTR808	44	520	112	
400	Kawasaki	KLE400 A1-A4	Japan	91-94	JTF512	16	JTR487	44	520	108
400	Kawasaki	KLE400 A6	Japan	99	JTF512	16	JTR487	44	520	108
400	Kawasaki	KH400 A3/A4/A5	USA	76-78	JTF508	15	JTR476	41	530	104
400	Kawasaki	KZ400 A1/A2(Deluxe)	USA	77-78	JTF509	15	JTR476	45	530	100
400	Kawasaki	KZ400 B1,B2	USA	78-79	JTF509	15	JTR476	45	530	100
400	Kawasaki	KZ400 C1	USA	78	JTF509	15	JTR476	45	530	100
400	Kawasaki	KZ400 D1,D2,D3,D4	USA	74-77	JTF509	15	JTR476	45	530	100
400	Kawasaki	KZ400 S1,S2,S3	USA	75-77	JTF509	15	JTR476	45	530	100
400	Kawasaki	KZ400 H1(LTD)	USA	79	JTF509	15	JTR476	45	530	104
400	Kawasaki	Z400 D1-D4 (2 Cyl)	74-79	JTF509	15	JTR476	44	530	100	
400	Kawasaki	Z400 B1-B2,G1,H, LTD (2 Cyl)	78-80	JTF509	15	JTR476	45	530	100	
400	Kawasaki	Z400 J1-J3 (4 Cyl) (KZ400J)	80-83	JTF513	16	JTR481	40	530	100	
400	Kawasaki	ZR400 A1,B1 (Z400F)	83-85	JTF513	16	JTR488	40	530	104	
400	Kawasaki	ZR400 C1,C2,C3,C4 Zephyr	Japan		JTF512	16	JTR486	41	520	108
400	Kawasaki	ZX400 C2 (Z400F2)	84-87	JTF512	16	JTR1478	38	520	106	
400	Kawasaki	GPZ400 (KZ400M)	Germany	83	JTF513	16	JTR488	40	530	106
400	Kawasaki	GPZ400	27PS	84-97	JTF512	16	JTR1478	42	520	106
400	Kawasaki	GPZ400	49PS	84-87	JTF512	16	JTR1478	38	520	104
400	Kawasaki	GPZ400 R (ZX400D)	Japan		JTF512	15	JTR486	39	520	102
400	Kawasaki	GPZ400 S (EX400A3,A4)	Japan		JTF512	16	JTR486	42	520	104
400	Kawasaki	GPX400 R (ZX400F)	Japan		JTF512	15	JTR1486	40	520	102
400	Kawasaki	ZR400 D1 Xanthus	Japan		JTF512	15	JTR1490	46	520	108
400	Kawasaki	ZZR400 (ZX400K1,K2,K3)	Japan		JTF513	14	JTR499	49	530	112
400	Kawasaki	ZZR400 (ZX400M)	Japan		JTF513	15	JTR499	52	530	114
400	Kawasaki	ZZR400 (ZX400N1,N2,N3)	Japan		JTF513	15	JTR499	52	530	114

CC	Make	Model	Year	Front Sprocket	T	Rear Sprocket	T	Chain Pitch	Chain Length
400	Kawasaki	ZXR400 H2,L1-L9 (ZX-4)	88-02	JTF512	15	JTR478	45	520	110
400	Kawasaki	ZX-4 (ZX400G)	Japan 87-88	JTF512	15	JTR1490	44	520	106
400	Kawasaki	ZXR400 R (ZX400H1)	Japan 89-90	JTF512	15	JTR1490	45	520	108
400	Kawasaki	ZXR400 R (ZX400J1)	Japan	JTF512	16	JTR1490	44	520	108
400	Kawasaki	ZXR400 R (ZX400J2)	Japan	JTF512	16	JTR478	45	520	108
440	Kawasaki	KZ440 LTD A1-A4	USA 80-83	JTF509	15	JTR476	45	530	104
440	Kawasaki	KZ440 B1,B2	USA 80-81	JTF509	15	JTR476	45	530	100
440	Kawasaki	KZ440 K1,D2,D3,D4,D5,D6 (LTD)	USA 80-85	JTF509	15	JTR476	45	530	104
440	Kawasaki	Z440 C1/2	80-81	JTF509	15	JTR476	44	530	104
440	Kawasaki	Z440 C1/2	Germany 80-81	JTF509	15	JTR476	45	530	100
440	Kawasaki	Z440 C1/2 Fine Spline	80-81	JTF513	15	JTR476	44	530	104
440	Kawasaki	Z440 A1-A3, D4-D6, LTD	80-85	JTF509	15	JTR476	45	530	104
440	Kawasaki	Z440 H1/2		JTF509	15	JTR476	43	530	102
440	Kawasaki	Z440 H1/2 Fine Spline		JTF513	15	JTR476	43	530	102
450	Kawasaki	KLX450 R A8F,A9F,AAF,ABF,ACF,ADF,AEF	08-16	JTF1565SC	13	JTR460	50	520	114
500	Kawasaki	EN500 C1-C10 Vulcan	96-05	JTF512	16	JTR1490	42	520	110
500	Kawasaki	EN500 C6F,C7F,C8F,C9F Vulcan 500 Ltd	06-09	JTF512	16	JTR1490	42	520	110
500	Kawasaki	EN500 C1,C2 Classic	France 96-97	JTF512	16		42	520	110
500	Kawasaki	ER500 A1,A2,A3,A4,C1,C2,C3,C4 (ER-5)	97-06	JTF512	17	JTR486	42	520	106
500	Kawasaki	ER-5 Twister (35ps) & (50ps)	99	JTF512	17	JTR486	42	520	106
500	Kawasaki	EX500 D6F,D7F,D8F,D9F Ninja 500R	06-09	JTF512	16	JTR486	41	520	104
500	Kawasaki	GPZ500 S (EX500A1-A6)	87-93	JTF512	16	JTR486	42	520	104
500	Kawasaki	GPZ500 S (EX500D1-D12)	94-05	JTF512	16	JTR486	41	520	104
500	Kawasaki	GPZ500 R	88-	JTF513	15	JTR479	42	530	104
500	Kawasaki	GPX500 R	88-	JTF513	15	JTR479	42	530	104
500	Kawasaki	KH500	72-75	JTF508	16	JTR481	45	530	106
500	Kawasaki	KH500 A1,H1,D,E,F	USA 73-76	JTF508	15	JTR481	45	530	106
500	Kawasaki	KH500	France 72-75	JTF508	15	JTR481	42	530	106
500	Kawasaki	KLE500 A1-A6	91-96	JTF512	16	JTR487	44	520	108
500	Kawasaki	KLE500 A7-A14	97-05	JTF512	17	JTR487	46	520	110
500	Kawasaki	KLE500 B6F,B7F	06-07	JTF512	17	JTR487	44	520	110
500	Kawasaki	KLR500	88	JTF516	15	JTR487	47	520	106
500	Kawasaki	Z500 B1-B2	79-80	JTF513	16	JTR476	40	530	100
500	Kawasaki	Z500 B3 (6 Speed)	81	JTF513	16	JTR488	40	530	100
500	Kawasaki	ZZR500	90-96	JTF519	15	JTR499	48	530	110
550	Kawasaki	GPZ550 (Z550D1) Twin Shock	81	JTF513	16	JTR488	38	530	100
550	Kawasaki	GPZ550 (ZX550H1-H2) Unitrack	82-83	JTF513	16	JTR488	38	530	104
550	Kawasaki	GPZ550 (ZX550A1-A6) Unitrack	84-92	JTF512	16	JTR1478	38	520	104
550	Kawasaki	KZ550 A1-A4	USA 80-83	JTF513	16	JTR481	40	530	100
550	Kawasaki	KZ550 C1-C4 (LTD)	USA 80-83	JTF513	16	JTR488	38	530	100
550	Kawasaki	KZ550 D1 (GPz)	USA 81	JTF513	16	JTR488	38	530	100
550	Kawasaki	KZ550 H1,H2 (GPz)	USA 82-83	JTF513	16	JTR488	38	530	104
550	Kawasaki	Z550 B1-B2	79-80	JTF513	16	JTR476	40	530	100
550	Kawasaki	Z550 A1-A3	80-83	JTF513	16	JTR481	40	530	100
550	Kawasaki	Z550 C1-C3,LTD	81-83	JTF513	16	JTR488	38	530	100
550	Kawasaki	ZR550 A1,A2 (Z550F)	80-83	JTF513	16	JTR488	38	530	104
550	Kawasaki	ZR550 B2-B8 Zephyr	91-00	JTF512	16	JTR486	38	520	106
550	Kawasaki	ZR550 B1-B4 Zephyr	USA 90-94	JTF512	16	JTR486	41	520	108
600	Kawasaki	KLR600 (KL600A1,B1-B4)	84-90	JTF516	15	JTR477	43	520	104
600	Kawasaki	GPZ600 R (ZX600A1-A5)	85-89	JTF513	15	JTR479	39	530	102
600	Kawasaki	ZX600 B1 Ninja	USA 87	JTF513	15	JTR479	39	530	102
600	Kawasaki	GPX600 R (ZX600C1-C3,C6-C10)	88-00	JTF513	15	JTR479	39	530	102
600	Kawasaki	ZZ-R600 (ZX600D1-D3)	90-92	JTF519	15	JTR499	45	530	110
600	Kawasaki	ZZ-R600 (ZX600E1-E12)	93-04	JTF519	16	JTR499	48	530	112
600	Kawasaki	ZZ-R600 (ZX600 J4,J6F,J7F,J8F)	05-08	JTF1535	15	JTR1489	40	525	108
600	Kawasaki	ZX600 D1-D4 Ninja (ZX-6)	USA 90-93	JTF513	15	JTR499	45	530	110
600	Kawasaki	ZX600 E1-E10 Ninja (ZX-6)	USA 93-02	JTF513	16	JTR499	48	530	112

CC	Make	Model	Year	Front Sprocket	T	Rear Sprocket	T	Chain		
								Pitch	Length	
600	Kawasaki	ZX-6R (ZX600 F1-F3) Ninja	95-97	JTF1515	15	JTR498	40	525	108	
600	Kawasaki	ZX-6R (ZX600 F1-F3) Ninja <<< 520 Chain Conversion	95-97		15	JTR1490	40	520	108	
600	Kawasaki	ZX-6R (ZX600 G1-G2,J1-J3) Ninja	98-02	JTF1535	15	JTR1489	40	525	108	
600	Kawasaki	ZX-6R (ZX600 G1-G2,J1-J3) Ninja <<< 520 Chain Conversion	98-02	JTF1307	15	JTR1478	40	520	108	
600	Kawasaki	ZX-6R (ZX600 G1-G2,J1-J3) Ninja <<< 520 Chain Conversion	98-02	JTF1307	15	JTA478	40	520	108	
600	Kawasaki	ZX-6R (ZX600 P7F,P8F,P9F,RAF,RBF,RCF,RDF) Ninja	07-15	JTF1536	16	JTR478	43	520	112	
600	Kawasaki	ZX-6R (ZX600) Ninja Performance	11-12	JTF1536	16	JTR478	43	520	112	
600	Kawasaki	ZX-6RR (ZX600 K1,M1) Ninja	03-04	JTF1307	15	JTR1478	40	520	108	
600	Kawasaki	ZX-6RR (ZX600 N1,N6F) Ninja	05-06	JTF1307	15	JTR478	43	520	110	
636	Kawasaki	ZX-6R (ZX636 A1P) Ninja	02	JTF1535	15	JTR1489	40	525	108	
636	Kawasaki	ZX-6R (ZX636 A1P) Ninja <<< 520 Chain Conversion	02	JTF1307	15	JTR1478	40	520	108	
636	Kawasaki	ZX-6R (ZX636 A1P) Ninja <<< 520 Chain Conversion	02	JTF1307	15	JTA478	40	520	108	
636	Kawasaki	ZX-6R (ZX636 B1,B2) Ninja	03-04	JTF1307	15	JTR1478	40	520	108	
636	Kawasaki	ZX-6R (ZX636 C1,C6F,D6F) Ninja	05-06	JTF1307	15	JTR478	43	520	110	
636	Kawasaki	ZX-6R (ZX636 EDF,EEF,EFF,EGF) Ninja	13-16	JTF1536	16	JTR478	43	520	112	
636	Kawasaki	ZX-6R (ZX636 EGF,EGFA) Ninja KRT Edition	16	JTF1536	16	JTR478	43	520	112	
636	Kawasaki	ZX-6R (ZX636 FDF,FEF,FFF,FGF) Ninja ABS	13-16	JTF1536	16	JTR478	43	520	112	
636	Kawasaki	ZX-6R (ZX636 FGF,FGFA) Ninja KRT Edition	16	JTF1536	16	JTR478	43	520	112	
650	Kawasaki	ER-6f (EX650 A6F,A7F,A8F,B6F,B7F,B8F,D9F,DAF,DBF)	06-11	JTF565	15	JTR478	46	520	114	
650	Kawasaki	ER-6f (EX650 ECF,EDS,EEF,EFF,FGF)	12-16	JTF565	15	JTR478	46	520	114	
650	Kawasaki	ER-6n (ER650 A6F,A7F,A8F,B6F,B7F,B8F,B9F,CAF,CBF)	06-11	JTF565	15	JTR478	46	520	114	
650	Kawasaki	ER-6n (ER650 ECF,EDS,EEF,EFF,EGF,FGF)	12-16	JTF565	15	JTR478	46	520	114	
650	Kawasaki	EN650 AGF Vulcan S	16	JTF565	15	JTR478	46	520	120	
650	Kawasaki	EN650 BGF,BGFA,BGFB Vulcan S ABS / SE	16	JTF565	15	JTR478	46	520	120	
650	Kawasaki	EX650 A6F,A7F,A8F Ninja 650R	USA	06-08	JTF565	15	JTR478	46	520	114
650	Kawasaki	EX650 C9F Ninja 650R	USA	09	JTF565	15	JTR478	45	520	114
650	Kawasaki	EX650 CAF,CBF,ECF,EDS,EEF,EFF,EGF Ninja 650R	USA	10-16	JTF565	15	JTR478	46	520	114
650	Kawasaki	EX650 FDS,FEF,FFF,FGF Ninja 650R ABS	USA	13-16	JTF565	15	JTR478	46	520	114
650	Kawasaki	KLE650 A7F,A8F,A9F,CAF,CBF,CCF,CDF,DEF,FGF Versys	07-16	JTF565	15	JTR478	46	520	114	
650	Kawasaki	KLE650 B7F,B8F,B9F,DAF,DBF Versys ABS	07-11	JTF565	15	JTR478	46	520	114	
650	Kawasaki	KLE650 Versys LT	16	JTF565	15	JTR478	46	520	114	
650	Kawasaki	KLE650 Versys City	11	JTF565	15	JTR478	46	520	114	
650	Kawasaki	KLE650 Versys Tourer	11	JTF565	15	JTR478	46	520	114	
650	Kawasaki	KLR650 (KL650A1-A3)	87-89	JTF516	15	JTR487	43	520	106	
650	Kawasaki	KLR650 (KL650B1) Tengai	89-90	JTF516	15	JTR487	43	520	106	
650	Kawasaki	KLR650 (KL650B2-B3) Tengai	90-92	JTF511	15	JTR487	43	520	106	
650	Kawasaki	KLR650 (KL650A4-A19,A6F,A7F,E8F,E9,EAF)	90-10	JTF511	15	JTR487	43	520	106	



CC	Make	Model	Year	Front Sprocket	T	Rear Sprocket	T	Chain Pitch	Chain Length
650	Kawasaki	KLR650 (KL650EBF,ECF,EDF,EEF,EFF,EGF)	11-16	JTF511	15	JTR487	43	520	106
650	Kawasaki	KLR650 C1-C8	95-03	JTF511	15	JTR487	42	520	106
650	Kawasaki	KLX650 C1-C4	93-96	JTF511	15	JTR487	43	520	112
650	Kawasaki	KLX650 R A1,A2,A3,D1	93-96	JTF511	14	JTR460	49	520	110
650	Kawasaki	KLX650 R	99-01	JTF511	15	JTR487	43	520	112
650	Kawasaki	W650 A1,A2,A3,A4 (EJ650)	99-02	JTF520	15	JTR498	39	525	104
650	Kawasaki	W650 C3,C4,C5,C6F (EJ650)	01-06	JTF520	15	JTR498	39	525	104
650	Kawasaki	KZ650 B1,B2,B2A,B3	USA 77-79	JTF513	16	JTR481	42	530	102
650	Kawasaki	KZ650 C1,C2,C3 Custom	USA 77-79	JTF513	16	JTR488	42	530	102
650	Kawasaki	KZ650 SR D1	USA 77-78	JTF513	16	JTR488	40	530	102
650	Kawasaki	KZ650 SR D2	USA 77-79	JTF513	16	JTR488	41	530	102
650	Kawasaki	KZ650 E1 (LTD)	USA 80	JTF513	16	JTR488	41	530	102
650	Kawasaki	KZ650 F1	USA 80	JTF513	16	JTR481	42	530	102
650	Kawasaki	KZ650 H1-H3 (CSR)	USA 81-83	JTF518	13	JTR501	33	630	84
650	Kawasaki	Z650 B1-B3,F1	79	JTF513	16	JTR481	42	530	102
650	Kawasaki	Z650 C1-C3	78-79	JTF513	16	JTR488	42	530	102
650	Kawasaki	Z650 SR D2-D3	79-80	JTF513	16	JTR488	40	530	104
650	Kawasaki	Z650 F2-F4	79-83	JTF518	13	JTR501	34	630	84
650	Kawasaki	650 Vulcan-S ABS	15	JTF565	15	JTR478	46	520	
700	Kawasaki	KZ700 A1/A1L	USA 84	JTF518	13	JTR501	33	630	88
750	Kawasaki	H2 A,B,C 750	72-75	JTF508	16	JTR482	47	530	120
750	Kawasaki	GPX750 R (ZX750F1-F3)	86-88	JTF513	16	JTR502	47	530	112
750	Kawasaki	GPZ750 (Z750 L3-L4 Sport)	82-87	JTF518	13	JTR501	33	630	88
750	Kawasaki	GPZ750 (Z750R1)	82	JTF518	13	JTR501	33	630	88
750	Kawasaki	GPZ750 (ZX750A1-A5) Unitrack	83-89	JTF514	15	JTR501	38	630	94
750	Kawasaki	GPZ750 Turbo (ZX750 E1-E2)	84-85	JTF518	15	JTR501	46	630	98
750	Kawasaki	GPZ750 R (ZX750 G2-G3)	85-88	JTF517	16	JTR502	49	530	112
750	Kawasaki	KZ750 B1/B2/B3/B4	USA 76-79	JTF513	16	JTR488	38	530	106
750	Kawasaki	KZ750 G1 (LTD)	USA 80	JTF513	16	JTR488	38	530	106
750	Kawasaki	KZ750 E1/E2/E3	USA 80-82	JTF518	13	JTR501	33	630	84
750	Kawasaki	KZ750 H1-H4 (LTD)	USA 81-83	JTF518	13	JTR501	32	630	84
750	Kawasaki	KZ750 M1 (CSR)	USA 82	JTF513	16	JTR488	38	530	106
750	Kawasaki	KZ750 R1 (GPz)	USA 82	JTF518	13	JTR501	33	630	88
750	Kawasaki	KZ750 L3	USA 83	JTF518	13	JTR501	33	630	88
750	Kawasaki	Z750 B1-B4,Y1,Y2,LTD (2 Cylinders)	78-82	JTF513	16	JTR488	38	530	106
750	Kawasaki	Z750 C3		JTF518	13	JTR501	33	630	88
750	Kawasaki	Z750 E1	80	JTF518	13	JTR501	33	630	84
750	Kawasaki	Z750 H1-H3,LTD	80-82	JTF518	13	JTR501	32	630	88
750	Kawasaki	Z750 L1-L2	81-82	JTF518	13	JTR501	33	630	84
750	Kawasaki	Z750 (ZR750 J1,J2,J6F,L7F,L8F,L9F,LAF,LBF)	04-11	JTF1538	15	JTR478	43	520	112
750	Kawasaki	Z750 (ZR750 LCF)	12	JTF1538	15	JTR478	43	520	112
750	Kawasaki	Z750 (ZR750 M7F,M8F,M9F,MAF,MBF) ABS	07-11	JTF1538	15	JTR478	43	520	112
750	Kawasaki	Z750 (ZR750) ABS	12	JTF1538	15	JTR478	43	520	112
750	Kawasaki	Z750 R (ZR750 NBF)	11	JTF1538	15	JTR478	43	520	112
750	Kawasaki	Z750 R (ZR750 NCF)	12	JTF1538	15	JTR478	43	520	112
750	Kawasaki	Z750 R (ZR750 PBF,PCF) ABS	11-12	JTF1538	15	JTR478	43	520	112
750	Kawasaki	Z750 R (ZR750) Black Edition	12	JTF1538	15	JTR478	43	520	112
750	Kawasaki	Z750 S (ZR750 S K1,K6F)	05-06	JTF1538	15	JTR478	43	520	112
750	Kawasaki	ZR750 C1-C4 Zephyr	91-94	JTF520	15	JTR498	39	525	106
750	Kawasaki	ZR750 C5,D1,D2 Zephyr	95-99	JTF1531	15	JTR498	39	525	106
750	Kawasaki	ZR-7 (ZR750 F1-F5)	99-04	JTF520	16	JTR498	38	525	108
750	Kawasaki	ZR-7S (ZR750S H1-H3)	01-04	JTF520	16	JTR498	38	525	108
750	Kawasaki	ZXR750 H1 (ZX)	89	JTF519	16	JTR499	46	530	112
750	Kawasaki	ZXR750 H2 (ZX)	90	JTF519	16	JTR488	46	530	112
750	Kawasaki	ZXR750 J1,J2 (ZX)	91-92	JTF519	16	JTR488	45	530	110
750	Kawasaki	ZXR750 R K1 (ZX)	91-92	JTF519	16	JTR488	42	530	108
750	Kawasaki	ZXR750 R L1-L3 (ZX)	93-95	JTF519	16	JTR488	44	530	110

CC	Make	Model	Year	Front Sprocket	T	Rear Sprocket	T	Pitch	Chain Length	
750	Kawasaki	ZXR750 R M1-M3 (ZX)	93-95	JTF519	16	JTR488	41	530	108	
750	Kawasaki	ZX-7R (ZX750 P1-P8) Ninja	96-03	JTF520	16	JTR1489	43	525	110	
750	Kawasaki	ZX-7RR (ZX750 N1-N2) Ninja	96-99	JTF520	16	JTR1489	42	525	108	
750	Kawasaki	ZX-7RR (ZX750 N1-N2) Ninja <<< 520 Chain Conversion	96-99	JTF1516	16	JTR1478	42	520	108	
750	Kawasaki	ZX-7RR (ZX750 N1-N2) Ninja <<< 520 Chain Conversion	96-99	JTF1516	16	JTA478	42	520	108	
800	Kawasaki	VN800 A1-A2	95-96	JTF519	16	JTR499	46	530	114	
800	Kawasaki	VN800 A3-A11 Vulcan	97-05	JTF519	17	JTR499	42	530	114	
800	Kawasaki	VN800 B1-B10 Classic	96-06	JTF519	17	JTR499	42	530	112	
800	Kawasaki	VN800 C1-C2,E1-E6F Drifter	99-06	JTF519	17	JTR499	40	530	112	
800	Kawasaki	W800 ABF,ACF,ADF, AEF,AFF,AGF (EJ800)	11-16	JTF565	15	JTR1490	37	520	104	
800	Kawasaki	W800 Special Edition	12-16	JTF565	15	JTR1490	37	520	104	
800	Kawasaki	Z800 ADS,AEF,AFF,BGF (ZR800)	13-16	JTF1538	15	JTR478	45	520	114	
800	Kawasaki	Z800e CDS,CEF,CFF (ZR800)	13-15	JTF1538	15	JTR478	45	520	114	
800	Kawasaki	Z800 Sugomi Edition (ZR800)	16	JTF1538	15	JTR478	45	520	114	
900	Kawasaki	GPZ900 R A1-A3 (ZX) Ninja	USA	84-86	JTF517	17	JTR502	50	530	114
900	Kawasaki	GPZ900 R A1-A6 (ZX) Ninja	84-89	JTF517	17	JTR502	49	530	112	
900	Kawasaki	GPZ900 R A7-A12 (ZX) Ninja	90-96	JTF517	17	JTR502	48	530	112	
900	Kawasaki	KZ900 Z1,Z1A,Z1B	USA	73-75	JTF518	15	JTR483	35	630	92
900	Kawasaki	KZ900 A	USA	76	JTF521	15	JTR483	35	630	92
900	Kawasaki	KZ900 A4,A5	USA	76-77	JTF521	15	JTR483	33	630	92
900	Kawasaki	KZ900 B1 (LTD)	USA	76	JTF518	15		35	630	92
900	Kawasaki	Z900 Z1,Z1A,Z1B	73-75	JTF518	15	JTR483	35	630	92	
900	Kawasaki	Z900 A4	76	JTF521	15	JTR483	33	630	92	
900	Kawasaki	ZX-9R (ZX900 B1-B4) Ninja	94-97	JTF519	16	JTR488	44	530	112	
900	Kawasaki	ZX-9R (ZX900 C1-C2,E1-E2) Ninja	98-01	JTF519	16	JTR488	41	530	110	
900	Kawasaki	ZX-9R (ZX900 F1-F2) Ninja	02-03	JTF1537	16	JTR1489	41	525	110	
1000	Kawasaki	GPZ1000 RX (ZX1000A1-A3)	86-89	JTF524	15	JTR500	40	632	94	
1000	Kawasaki	GPZ1000 RX (ZX1000 A1-A3) <<< 630 Chain Conversion	86-89	JTF526	15	JTR506	40	630	94	
1000	Kawasaki	KLZ1000 ACF,ADF,AEF,BFF,BGF Versys	12-16	JTF1537	15	JTR1489	43	525	116	
1000	Kawasaki	KLZ1000	04-06	JTF1537	17	JTR1792	41	525	112	
1000	Kawasaki	KZ1000 A1/A2/A2A	USA	77-78	JTF521	15	JTR501	33	630	92
1000	Kawasaki	KZ1000 A3/A3A/A4	USA	79-80	JTF521	15	JTR501	35	630	92
1000	Kawasaki	KZ1000 B1/B2/B3/B4 (LTD)	USA	77-81	JTF521	15	JTR501	33	630	92
1000	Kawasaki	KZ1000 C1/C2 Police	USA	78-79	JTF521	15	JTR501	37	630	94
1000	Kawasaki	KZ1000 C3/C4 Police	USA	80-81	JTF521	15	JTR501	35	630	92
1000	Kawasaki	KZ1000 D1 (Z1-R Series)	USA	78	JTF521	15	JTR501	33	630	92
1000	Kawasaki	KZ1000 D3 (Z1-R Series)	USA	80	JTF521	15	JTR501	35	630	92
1000	Kawasaki	KZ1000 G1 Classic	USA	80	JTF521	15	JTR501	33	630	92
1000	Kawasaki	KZ1000 J1-J3	USA	81-83	JTF522	15	JTR501	41	630	96
1000	Kawasaki	KZ1000 K1/K2 (LTD)	USA	81-82	JTF522	15	JTR501	39	630	96
1000	Kawasaki	KZ1000 M1/M2 (CSR)	USA	81-82	JTF522	15	JTR501	39	630	96
1000	Kawasaki	KZ1000 P1 Police	USA	82	JTF522	15	JTR501	41	630	96
1000	Kawasaki	KZ1000 P2-P20 Police	USA	83-01	JTF522	15	JTR501	41	630	98
1000	Kawasaki	KZ1000 P21 Police	USA	02		JTR488	46	530	116	
1000	Kawasaki	KZ1000 P24 Police	USA	05		JTR488	46	530	116	
1000	Kawasaki	KZ1000 R1-R2 (Replica)	USA	82-83	JTF522	15	JTR501	41	630	98
1000	Kawasaki	Z1000 A1/4	77-78	JTF521	15	JTR501	33	630	92	
1000	Kawasaki	Z1000 H1		JTF521	15	JTR501	35	630	94	
1000	Kawasaki	Z1000 J1-J3	81-82	JTF522	15	JTR501	41	630	96	
1000	Kawasaki	Z1000 R2	83	JTF522	15	JTR501	41	630	98	
1000	Kawasaki	Z1000 K1,K2, LTD	81-82	JTF522	15	JTR501	39	630	96	
1000	Kawasaki	Z1000 D1 (Z1R)	78-80	JTF521	15	JTR501	33	630	92	
1000	Kawasaki	Z1000 (ZR1000 A1-A3,A6F)	03-06	JTF1537	16	JTR1489	42	525	112	
1000	Kawasaki	Z1000 (ZR1000 B7F,B8F,B9F)	07-09	JTF1537	15	JTR1489	40	525	110	
1000	Kawasaki	Z1000 (ZR1000 C7F,C8F,C9F) ABS	07-09	JTF1537	15	JTR1489	40	525	110	
1000	Kawasaki	Z1000 (ZR1000 DAF,DBF,DCF,DDF,DDFA)	10-14	JTF1537	15	JTR1489	42	525	112	
1000	Kawasaki	Z1000 (ZR1000 EBF,ECF,EDF,EDFA) ABS	11-13	JTF1537	15	JTR1489	42	525	112	

CC	Make	Model	Year	Front Sprocket	T	Rear Sprocket	T	Chain	
								Pitch	Length
1000	Kawasaki	Z1000 (ZR1000) GEFA,GFF,GGF ABS	14-16	JTF1537	15	JTR1489	43	525	112
1000	Kawasaki	Z1000 Special Edition	13	JTF1537	15	JTR1489	42	525	112
1000	Kawasaki	Z1000 Special Edition	14-15	JTF1537	15	JTR1489	43	525	112
1000	Kawasaki	Z1000 (ZR1000) Black Edition	12	JTF1537	15	JTR1489	42	525	112
1000	Kawasaki	Z1000 SX (ZR1000 GBF,GCF,GDF,LEF,LFF,LGF)	11-16	JTF1537	15	JTR1489	41	525	112
1000	Kawasaki	Z1000 SX (ZR1000 HBF,HCF) ABS	11-15	JTF1537	15	JTR1489	41	525	112
1000	Kawasaki	Z1000 SX City (ZR1000)	11	JTF1537	15	JTR1489	41	525	112
1000	Kawasaki	Z1000 SX Tourer (ZR1000)	11-15	JTF1537	15	JTR1489	41	525	112
1000	Kawasaki	ZX10 (ZX1000 B1-B3) Tomcat	88-90	JTF525	17	JTR503	45	532	110
1000	Kawasaki	ZX10 (ZX1000 B1-B3) Tomcat <<< 530 Chain Conversion	88-90	JTF527	17	JTR502	45	530	110
1000	Kawasaki	ZX-10R (ZX1000 C1-C2) Ninja	04-05	JTF1537	17	JTR1489	39	525	110
1000	Kawasaki	ZX-10R (ZX1000 C1-C2) Ninja <<< 520 Chain Conversion	04-05	JTF1516	17	JTR1478	39	520	110
1000	Kawasaki	ZX-10R (ZX1000 C1-C2) Ninja <<< 520 Chain Conversion	04-05	JTF1516	17	JTA478	39	520	110
1000	Kawasaki	ZX-10R (ZX1000 D6F,D7F) Ninja	06-07	JTF1537	17	JTR1489	40	525	108
1000	Kawasaki	ZX-10R (ZX1000 D6F,D7F) Ninja <<< 520 Chain Conversion	06-07	JTF1516	17	JTR1478	40	520	108
1000	Kawasaki	ZX-10R (ZX1000 D6F,D7F) Ninja <<< 520 Chain Conversion	06-07	JTF1516	17	JTA478	40	520	108
1000	Kawasaki	ZX-10R (ZX1000 E8F,E9F,FAF) Ninja	08-10	JTF1537	17	JTR1489	41	525	110
1000	Kawasaki	ZX-10R (ZX1000 E8F,E9F,FAF) Ninja <<< 520 Chain Conversion	08-10	JTF1516	17	JTR1478	41	520	110
1000	Kawasaki	ZX-10R (ZX1000 E8F,E9F,FAF) Ninja <<< 520 Chain Conversion	08-10	JTF1516	17	JTA478	41	520	110
1000	Kawasaki	ZX-10R (ZX1000 JBF,JCF,JDF,JEF,JFF) Ninja	11-15	JTF1537	17	JTR1489	39	525	112
1000	Kawasaki	ZX-10R (ZX1000 JBF,JCF,JDF,JEF,JFF) Ninja <<< 520 Chain Conversion	11-15	JTF1516	17	JTR1478	39	520	112
1000	Kawasaki	ZX-10R (ZX1000 JBF,JCF,JDF,JEF,JFF) Ninja <<< 520 Chain Conversion	11-15	JTF1516	17	JTA478	39	520	112
1000	Kawasaki	ZX-10R (ZX1000 KBF,KCF,KDF,KEF,KFF) Ninja ABS	11-15	JTF1537	17	JTR1489	39	525	112
1000	Kawasaki	ZX-10R (ZX1000 KBF,KCF,KDF,KEF,KFF) Ninja ABS <<< 520 Chain Conversion	11-15	JTF1516	17	JTR1478	39	520	112
1000	Kawasaki	ZX-10R (ZX1000 KBF,KCF,KDF,KEF,KFF) Ninja ABS <<< 520 Chain Conversion	11-15	JTF1516	17	JTA478	39	520	112
1000	Kawasaki	ZX-10R (ZX1000 RGF,RGFA) Ninja	16	JTF1537	17	JTR1489	39	525	114
1000	Kawasaki	ZX-10R (ZX1000 RGF,RGFA) Ninja <<< 520 Chain Conversion	16	JTF1516	17	JTR1478	39	520	114



CC	Make	Model	Year	Front Sprocket	T	Rear Sprocket	T	Chain Pitch	Chain Length
1000	Kawasaki	ZX-10R (ZX1000 RGF, RGFA) Ninja <<< 520 Chain Conversion	16	JTF1516	17	JTA478	39	520	114
1000	Kawasaki	ZX-10R (ZX1000 SGF, SGFA) Ninja ABS	16	JTF1537	17	JTR1489	39	525	114
1000	Kawasaki	ZX-10R (ZX1000 SGF, SGFA) Ninja ABS <<< 520 Chain Conversion	16	JTF1516	17	JTR1478	39	520	114
1000	Kawasaki	ZX-10R (ZX1000 SGF, SGFA) Ninja ABS <<< 520 Chain Conversion	16	JTF1516	17	JTA478	39	520	114
1000	Kawasaki	ZX1000 GDF Ninja 1000 USA	13	JTF1537	15	JTR1489	41	525	112
1000	Kawasaki	ZX1000 GDF Ninja 1000 <<< 520 Chain Conversion	13	JTF1516	15	JTR1478	41	520	112
1000	Kawasaki	ZX1000 GDF Ninja 1000 <<< 520 Chain Conversion	13	JTF1516	15	JTA478	41	520	112
1000	Kawasaki	ZX1000 HDF,MEF,MFF Ninja 1000 ABS USA	13-16	JTF1537	15	JTR1489	41	525	112
1000	Kawasaki	ZX1000 HDF,MEF,MFF Ninja 1000 ABS <<< 520 Chain Conversion	13-16	JTF1516	15	JTR1478	41	520	112
1000	Kawasaki	ZX1000 HDF,MEF,MFF Ninja 1000 ABS <<< 520 Chain Conversion	13-16	JTF1516	15	JTA478	41	520	112
1000	Kawasaki	1000 Ninja H2	15-16		18		44	525	118
1000	Kawasaki	1000 Ninja H2-R	15-16		18		42	525	116
1100	Kawasaki	GPZ1100 (ZX1100 B1)	81	JTF522	15	JTR501	41	630	98
1100	Kawasaki	GPZ1100 (ZX1100 B2)	82	JTF522	15	JTR501	40	630	98
1100	Kawasaki	GPZ1100 A1-A3 (ZX) Unitrack	83-85	JTF523	15	JTR501	41	630	100
1100	Kawasaki	GPZ1100 (ZX1100 E1-E3)	95-98	JTF1529	17	JTR502	45	530	112
1100	Kawasaki	GPZ1100 (ZX1100 F1 ABS)	96-98	JTF1529	17	JTR502	45	530	112
1100	Kawasaki	KZ1100 B1 (GPz) USA	81	JTF522	15	JTR501	41	630	98
1100	Kawasaki	KZ1100 B2 (GPz) USA	82	JTF522	15	JTR501	42	630	98
1100	Kawasaki	Z1100 R1	84-86	JTF522	15	JTR501	41	630	98
1100	Kawasaki	ZR1100 A1-A4,B1 Zephyr	91-97	JTF517	16	JTR502	48	530	116
1100	Kawasaki	ZR1100 (ZRX1100 C1-C4,D1)	97-00	JTF1529	17	JTR502	45	530	110
1100	Kawasaki	ZX1100 A1-A2 (GPz) USA	83-84	JTF523	15	JTR501	41	630	100
1100	Kawasaki	ZX1100 A2L (GPz) USA	84	JTF523	15	JTR501	41	630	100
1100	Kawasaki	ZX1100 C1-C4 Ninja (ZX-11) USA	90-93	JTF528	17	JTR502	45	530	110
1100	Kawasaki	ZX1100 D1-D9 Ninja (ZX-11) USA	93-01	JTF517	17	JTR502	45	530	110
1100	Kawasaki	ZX1100 E1-E3 (GPz) USA	95-97	JTF1529	17	JTR502	45	530	112
1100	Kawasaki	ZX1100 F1 (ABS) (GPz) USA	96	JTF1529	17	JTR502	45	530	112
1100	Kawasaki	ZZ-R1100 (ZX1100 C1-C3)	90-92	JTF528	17	JTR502	45	530	110
1100	Kawasaki	ZZ-R1100 (ZX1100 D1-D5)	93-97	JTF517	17	JTR502	45	530	110
1100	Kawasaki	ZZ-R1100 (ZX1100 D6-D7)	98-99	JTF517	17	JTR502	44	530	110
1100	Kawasaki	ZZ-R1100 (ZX1100 D8-D9)	00-01	JTF517	17	JTR502	45	530	110
1100	Kawasaki	ZZ-R1100 (ZX1100 D3-D6) France	95-98	JTF517	17	JTR502	44	530	110
1100	Kawasaki	ZZ-R1100 (ZX1100 D1-D7) USA	93-99	JTF517	17	JTR502	45	530	110
1200	Kawasaki	ZRX1200	01-04	JTF1529	17	JTR488	42	530	110
1200	Kawasaki	ZRX1200 R (ZR1200 A1-A5)	01-06	JTF1529	17	JTR488	42	530	110
1200	Kawasaki	ZRX1200 S (ZR1200S B1P,B2P,B3P)	01-06	JTF1529	17	JTR488	42	530	110
1200	Kawasaki	ZX-12R (ZX1200 A1,A2) Ninja	00-01	JTF517	18	JTR488	46	530	116
1200	Kawasaki	ZX-12R (ZX1200 B1,B2,B3,B4) Ninja	02-05	JTF517	18	JTR488	46	530	116
1200	Kawasaki	ZZ-R1200 (ZX1200 C1-C4) Ninja	02-05	JTF517	17	JTR488	44	530	112
1400	Kawasaki	ZX-14 (ZX1400 A6F,A7F,A8F) Ninja	06-08	JTF517	17	JTR1493	41	530	116
1400	Kawasaki	ZX-14 (ZX1400 C9F,CAF,CBF) Ninja	09-11	JTF517	17	JTR1493	41	530	116
1400	Kawasaki	ZX-14R (ZX1400 ECF,EDF,EDFA,EEFA) Ninja	12-14	JTF517	17	JTR1493	42	530	118
1400	Kawasaki	ZX-14R (ZX1400 FDF,FDFA,FEFA,FFF,FFFA) Ninja ABS	13-15	JTF517	17	JTR1493	42	530	118
1400	Kawasaki	ZX-14R (ZX1400 HGF) Ninja ABS	16	JTF517	17	JTR1493	42	530	118
1400	Kawasaki	ZX-14R (ZX1400 JGF) Ninja ABS SE	16	JTF517	17	JTR1493	42	530	118
1400	Kawasaki	ZZR1400 B6F,B7F,D8F,D9F,DAF,DBF	06-10	JTF517	17	JTR1493	41	530	116
1400	Kawasaki	ZZR1400 CBF,ECF,EDF,EEF	11-14	JTF517	17	JTR1493	42	530	118
1400	Kawasaki	ZZR1400 DBF,FCF,FD,FEF (ABS)	11-14	JTF517	17	JTR1493	42	530	118
1400	Kawasaki	ZZR1400 Special Edition	13	JTF517	17	JTR1493	42	530	118
1400	Kawasaki	ZZR1400 Performance	11-12	JTF517	17	JTR1493	41	530	118
1400	Kawasaki	ZZR1400 Performance Sport	15	JTF517	17	JTR1493	41	530	118

Kreidler Road Bikes

125	Kreidler	125 Enduro DD (QM125GY-2B(BSD))	08-14	JTF426	15	JTR269	51	428	136
125	Kreidler	125 Enduro DD (QM125GY-2B(BSD)) 80 Kmh Version	08-11	JTF426	15	JTR269	56	428	140
125	Kreidler	125 Mustang	98-00	JTF259	16			428	126
125	Kreidler	125 Street DD (QM125-2D)	09-13	JTF426	15	JTR269	51	428	136

CC	Make	Model	Year	Front Sprocket	T	Rear Sprocket	T	Chain Pitch	Chain Length
125	Kreidler	125 Street DD (QM125-2D) 80 Kmh Version	09-10	JTF426	15	JTR269	56	428	140
125	Kreidler	125 Supermoto DD (QM125GY-2B(ASD))	08-14	JTF426	15	JTR269	51	428	136
125	Kreidler	125 Supermoto DD (QM125GY-2B(ASD)) 80 Kmh Version	08-12	JTF426	15	JTR269	56	428	140
125	Kreidler	125 Supermoto DT	07-08	JTF426	15	JTR809	51	428	136

KTM Road Bikes

125	KTM	125 Duke	11-13	JTF1903	14	JTR273	45	520	112
125	KTM	125 Duke	14	JTF1903	14	JTR890	45	520	118
125	KTM	125 Duke	15-16	JTF1903	14	JTR890	45	520	118
125	KTM	125 RC	14-16	JTF1903	14	JTR890	45	520	118
200	KTM	200 Duke	12-14	JTF1903	14	JTR273	42	520	118
200	KTM	200 Duke	15-16	JTF1903	14	JTR890	42	520	118
200	KTM	200 RC	14-16	JTF1903	14	JTR890	42	520	118
390	KTM	390 Duke	13-14	JTF1908	15	JTR890	45	520	118
390	KTM	390 Duke	15-16	JTF1908	15	JTR890	45	520	118
390	KTM	390 RC	14-16	JTF1908	15	JTR890	45	520	118
690	KTM	690 Duke	08-15	JTF1902	16	JTR897	40	520	118
690	KTM	690 Duke R	10-15	JTF1902	16	JTR897	40	520	118
690	KTM	690 Rally	09-10	JTF1902	17	JTR897	42	520	118
690	KTM	690 SM	07	JTF1902	15	JTR897	40	520	118
690	KTM	690 SM	08-09	JTF1902	17	JTR897	40	520	118
690	KTM	690 SM R	08-09	JTF1902	16	JTR897	40	520	118
690	KTM	690 SM Ltd. Ed.	10	JTF1902	16	JTR897	40	520	118
690	KTM	690 SMC	08-11	JTF1902	16	JTR897	42	520	118
690	KTM	690 SMC R	12-16	JTF1902	16	JTR897	42	520	118
950	KTM	950 LC8 Adventure	03-06	JTF1904	17	JTR899	42	525	118
950	KTM	950 LC8 Adventure S	04-06	JTF1904	17	JTR899	42	525	118
950	KTM	950 Super Enduro R	06-09	JTF1904	16	JTR899	45	525	118
950	KTM	950 LC8 Supermoto	06-09	JTF1904	17	JTR898	41	525	118
950	KTM	950 LC8 Supermoto R	07-08	JTF1904	17	JTR898	41	525	118
990	KTM	990 Adventure	05-09	JTF1904	17	JTR899	42	525	118
990	KTM	990 Adventure	10-13	JTF1904	16	JTR899	42	525	118
990	KTM	990 Adventure R	10-13	JTF1904	16	JTR899	42	525	118
990	KTM	990 Adventure S	07-08	JTF1904	17	JTR899	42	525	118
990	KTM	990 Superduke	05-11	JTF1904	17	JTR898	38	525	118
990	KTM	990 Superduke R	10-11	JTF1904	17	JTR898	38	525	118
990	KTM	990 Superduke R	12-13	JTF1904	16	JTR898	38	525	118
990	KTM	990 Supermoto	08-10	JTF1904	17	JTR898	41	525	118
990	KTM	990 SM R	10-13	JTF1904	17	JTR898	41	525	118
990	KTM	990 SM T	10-13	JTF1904	17	JTR898	41	525	118
1050	KTM	1050 Adventure	15	JTF1904	17	JTR899	42	525	118
1190	KTM	1190 RC8	08-09	JTF1904	17	JTR898	37	525	118
1190	KTM	1190 RC8	10-11	JTF1904	17	JTR898	38	525	118
1190	KTM	1190 RC8 R	10	JTF1904	17	JTR898	37	525	118
1190	KTM	1190 RC8 R	11-15	JTF1904	17	JTR898	38	525	118
1190	KTM	1190 RC8 R Akropovic Ltd. Ed.	10	JTF1904	17	JTR898	37	525	118
1190	KTM	1190 RC8 R Red Bull Ltd Ed.	10	JTF1904	17	JTR898	37	525	118
1190	KTM	1190 RC8 R Track	11-13	JTF1904	17	JTR898	38	525	118
1190	KTM	1190 Adventure	13-16	JTF1904	17	JTR899	42	525	118
1190	KTM	1190 Adventure R	13-16	JTF1904	17	JTR899	42	525	118
1290	KTM	1290 Superadventure	15	JTF1904	17	JTR899	42	525	118
1290	KTM	1290 Superduke	14-15	JTF1904	17	JTR893	38	525	112
1290	KTM	1290 Superduke R	16	JTF1904	17	JTR893	38	525	112
1290	KTM	1290 Superduke GT	16	JTF1904	17	JTR893	38	525	112

Kymco Road Bikes

110	Kymco	110 Visa-R	Greece	12-	JTF273	14	JTR263	36	428	108
110	Kymco	110 Visa-R <<< 420 Chain Conversion	Greece	12-	JTF249	14	JTR257	36	420	108

CC	Make	Model	Year	Front Sprocket	T	Rear Sprocket	T	Chain Pitch	Chain Length
125	Kymco	125 Hipster	01-04	JTF264	16	JTR269	41	428	124
125	Kymco	125 Jetix	Greece 12-	JTF273	14	JTR263	39	428	114
125	Kymco	125 Jetix <<< 420 Chain Conversion	Greece 12-	JTF249	14	JTR257	39	420	114
125	Kymco	125 K-Pipe	15						
125	Kymco	125 CK1	15						
125	Kymco	125 Ner One	Greece 08-	JTF273	14	JTR263	36	428	108
125	Kymco	125 Pulsar	01-05	JTF264	15	JTR269	39	428	126
125	Kymco	125 Pulsar II	08-10	JTF264	15	JTR269	41	428	
125	Kymco	125 Stryker	99-05	JTF264	16	JTR269	46	428	126
125	Kymco	125 Stryker II	06-07						
125	Kymco	125 STR	Greece 10-	JTF264	15	JTR1206	42	428	112
125	Kymco	125 Quannon	06-07	JTF1264	15		42	428	
125	Kymco	125 Zing	97-01	JTF264	16	JTR269	41	428	124
125	Kymco	125 Zing II	08-15	JTF1264	15			428	
125	Kymco	125 STR	Greece 10-	JTF259	15	JTR263	40	428	110
250	Kymco	250 Venox	04-09	JTF1043	14	JTR1075	39	520	110

Motor Hispania Road Bikes

50	M. Hispania	50 Furia Enduro / SM	05-10	JTF1120	11	JTR1131	52	420	126
50	M. Hispania	50 RYZ Enduro	05-10	JTF1120	11	JTR1131	52	420	126
50	M. Hispania	50 RYZ SM	05-10	JTF1120	11		52	420	126
50	M. Hispania	50 RX	05-09	JTF1120	11	JTR1133	52	420	128
50	M. Hispania	125 Duna Enduro / Trail / SM	09-10	JTF1550	14	JTR1134	52	428	128
50	M. Hispania	125 MH7 LC	09-10	JTF548	14		52	428	128
50	M. Hispania	125 MH7 AC	09-10	JTF1550	14		48	428	126
50	M. Hispania	125 RX R	09-10	JTF548	14		52	428	128
50	M. Hispania	125 KN1	10	JTF548	14		52	428	122

Malaguti Road Bikes

50	Malaguti	50 Drakon	05-08	JTF1120	11		48	420	126
50	Malaguti	50 XSM	03-	JTF1120	11	JTR1131	45	420	124
50	Malaguti	50 XTM	03-	JTF1120	11	JTR1131	48	420	126
125	Malaguti	125 X3M Enduro	07-08	JTF1263	14	JTR1134	50	428	
125	Malaguti	125 X3M Motard	07-08	JTF1263	14	JTR1134	48	428	

MBK Road Bikes

50	MBK	50 X-Limit SM	97-98	JTF1120	12	JTR832	52	420	
50	MBK	50 X-Limit SM	99-01	JTF1120	12		52	420	128
50	MBK	50 X-Limit SM	02	JTF1120	12	JTR1131	50	420	
50	MBK	50 X-Limit SM	03-06	JTF1120	11	JTR1131	48	420	126
50	MBK	50 X-Limit	03-06	JTF1120	11	JTR1131	50	420	126
50	MBK	50 X-Power	00-02	JTF1120	12	JTR1078	47	420	132
50	MBK	50 X-Power	03-06	JTF1120	11	JTR1078	47	420	132

Muz Road Bikes

600	MuZ	600 Sport Cup	France 97-98	JTF577	15	JTR18	39	520	108
660	MuZ	660 Baghira	97-03	JTF577	15	JTR857	45	520	116
660	MuZ	660 Mastiff	97-03	JTF577	15	JTR857	43	520	110
660	MuZ	660 Scorpion Replica	95-99	JTF577	15		39	520	108
660	MuZ	660 Scorpion Sport	95-99	JTF577	15	JTR18	39	520	108
660	MuZ	660 Scorpion Tour	95-02	JTF577	15	JTR18	43	520	114
660	MuZ	660 Scorpion Traveller	95-02	JTF577	15	JTR18	43	520	108
660	MuZ	660 Tour	France 97-98	JTF577	15	JTR18	43	520	110
660	MuZ	660 Trouper	France 97-98	JTF577	15	JTR18	39	520	108
1000	MuZ	1000 S	03		17	JTR479	43	530	108
1000	MuZ	1000 SF	05		16	JTR479	45	530	

CC	Make	Model	Year	Front Sprocket	T	Rear Sprocket	T	Chain Pitch	Chain Length	
Peugeot Road Bikes										
50	Peugeot	50 XP6	98-06	JTF1120	12	JTR1131	52	420		
50	Peugeot	50 XP6 SM	02-03	JTF1120	12	JTR1131	52	420	126	
50	Peugeot	50 XP6 SM Street	03-04	JTF1120	12			420	126	
50	Peugeot	XP550 T	04-06	JTF1120	12	JTR1131	52	420		
50	Peugeot	XP550 SM	04-09	JTF1120	11	JTR1131	52	420		
50	Peugeot	50 XR6	01	JTF1120	11	JTR1131	52	420	128	
50	Peugeot	50 XR6	02-06	JTF1120	12	JTR1133	52	420	128	
110	Peugeot	110 Vox	13	JTF273	14	JTR263	36	428		
125	Peugeot	125 XPS CT	06	JTF1263	14	JTR1134	48	428	124	
Rieju Road Bikes										
50	Rieju	50 MRT	09-10	JTF1120	11	JTR1131	52	420	132	
50	Rieju	50 MRT Supermotard / Pro	09-10	JTF1120	11	JTR1131	52	420	132	
50	Rieju	50 MRX/SMX (2002 - June 2004)	02-04	JTF1120	12	JTR1131	48	420	124	
50	Rieju	50 MRX/SMX (July 2004 - 2006)	04-08	JTF1120	11	JTR1131	52	420	126	
50	Rieju	50 MRX Pro (2002 - June 2004)	02-04	JTF1120	12	JTR1131	48	420	124	
50	Rieju	50 MRX Pro (July 2004 - 2005)	04-05	JTF1120	11	JTR1131	52	420		
50	Rieju	50 Naked	04-09	JTF1120	11	JTR1077	47	420	126	
50	Rieju	50 Tango	07-10	JTF1120	11	JTR1076	52	420	126	
50	Rieju	50 Tango Motard	09							
50	Rieju	50 TangoO!	09							
50	Rieju	50 Spike	02	JTF1120	12	JTR1076	48	420		
50	Rieju	50 Spike	03-05	JTF1120	12	JTR1076	52	420		
50	Rieju	50 RS2	09	JTF1120	11	JTR1077	47	420	126	
50	Rieju	50 RS2 Matrix	03	JTF1120	13	JTR1077	47	420	128	
50	Rieju	50 RS2 Matrix	04-10	JTF1120	11	JTR1077	47	420	126	
50	Rieju	50 RS2 Pro	09	JTF1120	11	JTR1077	47	420	126	
50	Rieju	50 RS3 Matrix	11	JTF1120	11	JTR1131	47	420	126	
50	Rieju	50 RR		JTF1120	12	JTR1132	48	420		
125	Rieju	125 Marathon Pro	09-15	JTF1550	14	JTR1134	56	428	136	
125	Rieju	125 Marathon Pro Supermotard	09-15	JTF1550	14	JTR1134	56	428	136	
125	Rieju	125 RS2 Naked	06-09	JTF1263	14	JTR1081	46	428	126	
125	Rieju	125 RS2 Matrix	06-09	JTF1263	14	JTR1081	46	428	126	
125	Rieju	125 RS2 Pro	09	JTF1263	14	JTR1081	46	428	126	
125	Rieju	125 RS3	10-13	JTF1263	14	JTR1134	48	428	128	
125	Rieju	125 RS3 Naked	10-13	JTF1263	14	JTR1134	48	428	128	
125	Rieju	125 SMX	05-08	JTF1263	14	JTR1134	48	428	126	
125	Rieju	125 Tango	06-09	JTF1263	14	JTR1134	48	428	126	
125	Rieju	125 Tango Pro	09	JTF1263	14	JTR1134	48	428	126	
250	Rieju	250 Marathon	09							
250	Rieju	250 Tango	09		17		44	428	124	
450	Rieju	450 Marathon	09							
Suzuki Road Bikes										
50	Suzuki	A50		JTF563	14	JTR801	37	420	106	
50	Suzuki	AC50	Norway	JTF563	13	JTR801	39	420	106	
50	Suzuki	AP50	France	JTF563	12	JTR801	38	420	106	
50	Suzuki	AP50	75-78	JTF563	14	JTR801	37	420	106	
50	Suzuki	APX50 Auto	France	-85	JTF429	12	JTR801	49	420	114
50	Suzuki	APX50 Auto	France	85-89	JTF429	12	JTR801	49	420	118
50	Suzuki	DR50		JTF563	12	JTR801	43	420	98	
50	Suzuki	ER21 50	France	JTF563	14	JTR801	49	420	114	
50	Suzuki	FM50 A Landy	Greece	80-98	JTF429	14	JTR801	32	420	94
50	Suzuki	FR50	75-86	JTF563	13	JTR801	36	420	104	
50	Suzuki	GSX-R50 (RB50 H)	88	JTF563	14	JTR801	37	420	100	
50	Suzuki	GT50	France	JTF563	15	JTR801	32	420	96	
50	Suzuki	GT50 KB,KN,KX	77-80	JTF563	12	JTR801	47	420	112	

CC	Make	Model	Year	Front Sprocket	T	Rear Sprocket	T	Pitch	Chain Length
50	Suzuki	OR50 E-N,T	79-80	JTF563	13	JTR801	43	420	98
50	Suzuki	PV50	Norway 92-	JTF563	13	JTR801	30	420	88
50	Suzuki	RG50 EW1-4,EWH,EWWH,EWI,EWCJ/L	Japan 90-91	JTF413	12	JTR801	43	420	126
50	Suzuki	RV50	France	JTF563	15	JTR801	32	420	96
50	Suzuki	RV50 C		JTF563	14	JTR801	32	420	
50	Suzuki	RV50 K,LM,A		JTF563	13	JTR801	38	420	
50	Suzuki	RV50 X / D Van Van	15-16	JTF563	15	JTR801	32	420	98
50	Suzuki	TS50 ERK,N,T,X	Germany 79-81	JTF563	11	JTR801	50	420	114
50	Suzuki	TS50 ERN,T,X,Z,K	80-84	JTF563	12	JTR801	49	420	114
50	Suzuki	TS50 ER	Norway 80-83	JTF563	12	JTR801	54	420	116
50	Suzuki	TS50 KC,KM	79	JTF563	12	JTR801	45	420	112
50	Suzuki	TS50 KN	79	JTF563	12	JTR801	47	420	112
50	Suzuki	TS50 W 2-4	SA11A Japan 86	JTF413	12			420	120
50	Suzuki	TSX50 (TS50XK-N,P,R)	Germany 92-96	JTF413	12	JTR801	54	420	126
50	Suzuki	TSX50 (TS50XK-)	84-00	JTF413	12	JTR801	51	420	124
50	Suzuki	ZR50 K-N,X		JTF563	12	JTR801	45	420	112
50	Suzuki	ZR50 K/N (X1E)	Germany 79-81	JTF563	10	JTR801	45	420	110
50	Suzuki	ZR50 X1	Norway 80-	JTF562	10	JTR801	44	420	112
50	Suzuki	ZR50 SL	Norway 83-	JTF563	11	JTR801	47	420	112
50	Suzuki	ZR50 SK	Norway 82-	JTF563	11	JTR801	48	420	112
50	Suzuki	ZR50 SK-E,F,X,H	84-88	JTF563	11	JTR801	46	420	112
50	Suzuki	ZR50 SL GT Chopper	France	JTF429	12	JTR801	45	420	112
50	Suzuki	ZRS 50 RG	France	JTF429	12	JTR801	46	420	112
70	Suzuki	FR70	75-87	JTF563	14	JTR801	34	420	112
75	Suzuki	TS75 M/A/B	USA 75-77	JTF563	15	JTR801	42	420	110
80	Suzuki	FR80 B		JTF563	14	JTR801	34	420	104
80	Suzuki	FR80 N,Z,D		JTF563	14	JTR801	34	420	106
80	Suzuki	GT80 E,X3	81-82	JTF428	14	JTR802	40	428	110
80	Suzuki	GT80 L,X	81-82	JTF428	14	JTR802	38	428	110
80	Suzuki	RG80		JTF428	15	JTR802	43	428	112
80	Suzuki	RG80 C-F/M Gamma	NC11A Germany 85-94	JTF425	15	JTR810	49	428	130
80	Suzuki	RG80 Gamma	86-87	JTF425	14	JTR810	47	428	132
80	Suzuki	RG80	88-93	JTF425	14	JTR810	48	428	130
80	Suzuki	TS80 ER,X,Z	81-82	JTF428	14	JTR802	42	428	114
80	Suzuki	TS80 ER,X,Z	Germany 81-82	JTF428	14	JTR802	41	428	114
80	Suzuki	TS80 ER,X,Z	France 81-82	JTF428	14	JTR802	45	428	112
80	Suzuki	TSX80 E,G (TS80X)	84-85	JTF425	14	JTR802	42	428	120
80	Suzuki	TSX80 R-E,G,H (TS80X)	France 84-87	JTF425	14	JTR802	43	428	122
90	Suzuki	RV90 M,A,B	73-77	JTF425	15	JTR802	46	428	110
90	Suzuki	TC90 R	USA 71			JTR810	47		
90	Suzuki	TS90 R Honcho	USA 71	JTF1263	14	JTR810	51	428	114
90	Suzuki	TC90 J	USA 72			JTR810	51	428	114
90	Suzuki	TS90 J Rover	USA 72	JTF1263	14	JTR802	51	428	
100	Suzuki	A100 All		JTF425	14	JTR802	37	428	108
100	Suzuki	DR100 K,L	Australia 89-90	JTF426	13	JTR804	42	428	112
100	Suzuki	DS100 C,N,T,X	USA 78-81	JTF1263	14	JTR809	44	428	114
100	Suzuki	GP100 C,UC	78-80	JTF425	15	JTR802	46	428	120
100	Suzuki	GP100 N,UN	79-80	JTF425	15	JTR802	46	428	120
100	Suzuki	GP100 UX,X,D,ED		JTF425	15	JTR802	46	428	120
100	Suzuki	GP100 UX		JTF425	15	JTR802	42	428	118
100	Suzuki	GP100 ED,UD		JTF425	15	JTR802	42	428	118
100	Suzuki	GT100	Norway 76	JTF418	14	JTR802	51	428	120
100	Suzuki	TS100	73-77	JTF416	14	JTR809	44	428	114
100	Suzuki	TS100 K,L,M	77-79	JTF416	13	JTR809	49	428	124
100	Suzuki	TS100 ER-N,T,X	79-82	JTF416	14	JTR809	44	428	114
100	Suzuki	TS100 ERZ	82-84	JTF416	14	JTR804	44	428	118
100	Suzuki	TS100 ERZ	82-84	JTF416	14	JTR804	45	428	120

CC	Make	Model	Year	Front Sprocket	T	Rear Sprocket	T	Chain Pitch	Chain Length		
100	Suzuki	TS100 ER	Norway	81-	JTF418	14	JTR809	49	428	122	
110	Suzuki	DR-Z110 K3,K4		03-04	JTF249	14	JTR801	33	420	86	
110	Suzuki	DR-Z110 K5		05	JTF249	14	JTR801	33	420	86	
120	Suzuki	B120		71-77	JTF425	14	JTR810	31	428	106	
120	Suzuki	RGV120	Greece		JTF428	13	JTR802	42	428	126	
125	Suzuki	DR125 S	SF42A	80-85	JTF426	14	JTR809	47	428	122	
125	Suzuki	DR125 S Raider	SF44A	85-94	JTF409	16	JTR809	53	428	134	
125	Suzuki	DR125 Z,D,E	USA	82-84	JTF426	14	JTR809	47	428	122	
125	Suzuki	DR125 G,H,J	USA	86-88	JTF409	16	JTR809	53	428	134	
125	Suzuki	DR125 SE R/S/T/V/W/X/Y		94-00	JTF409	16	JTR809	53	428	134	
125	Suzuki	DR125 SM		08-13	JTF1263	16	JTR805	50	428	130	
125	Suzuki	FL125 SDW-K7,K8,K9 Address		07-09	JTF273	14	JTR802	34	428	100	
125	Suzuki	GN125 Z/D	USA	82-83	JTF426	14	JTR810	42	428	114	
125	Suzuki	GN125 E-M/N/P/R/S/T/V		92-98	JTF426	14	JTR810	42	428	114	
125	Suzuki	GN125	NF41A	France	92-98	JTF426	14	JTR810	41	428	114
125	Suzuki	GN125 R (80 Kmh Version)	Germany	94-96	JTF426	12	JTR810	42	428	114	
125	Suzuki	GN125	Germany	97-99	JTF410	14	JTR810	41	428	124	
125	Suzuki	GN125		99-00	JTF426	14	JTR810	42	428	124	
125	Suzuki	GP125 All		80-89	JTF425	15	JTR810	41	428	118	
125	Suzuki	GS125 (Drum Brake)		79-82	JTF426	14	JTR810	42	428	116	
125	Suzuki	GS125 ES (Disc Brake)		83-96	JTF426	14	JTR810	43	428	116	
125	Suzuki	GS125 ES		97-00	JTF426	14	JTR810	43	428	124	
125	Suzuki	GS125	Germany	97-98	JTF410	14	JTR810	43	428		
125	Suzuki	GT125 M			JTF425	14	JTR810	47	428	124	
125	Suzuki	GT125 A,B,C,N,L		74-81	JTF416	13	JTR810	50	428	122	
125	Suzuki	GZ125 Marauder		98-11	JTF410	15	JTR1794	45	428	132	
125	Suzuki	GZ125 Marauder (80 Kmh Version)	Germany	98-06	JTF410	14	JTR1794	45	428	132	
125	Suzuki	RG125 UC-G,H,J,K,L,M,N (12BHP)		86-92	JTF425	15	JTR810	42	428	128	
125	Suzuki	RG125 FU-N,P,R Wolf	NF13B,E	92-94	JTF425	16	JTR1806	47	428	130	
125	Suzuki	RG125 FU-N,P,R Wolf <<< 520 Chain Conversion	NF13B,E	92-94	JTF422	14	JTR1825	41	520		
125	Suzuki	RG125 FU-N Race Replica		92	JTF425	16	JTR1806	47	428	130	
125	Suzuki	RG125 FU-P,R,S,T Race Replica		93-96	JTF425	16	JTR1806	47	428	132	
125	Suzuki	RV125			JTF425	15	JTR810	50	428	124	
125	Suzuki	RV125 K3-K6 Van Van		03-06	JTF425	15	JTR1796	51	428	134	
125	Suzuki	RV125 K7-K9,L0-L6 Van Van		07-16	JTF425	15	JTR1796	49	428	134	
125	Suzuki	SP125 Z,D	USA	82-83	JTF426	14	JTR809	47	428	122	
125	Suzuki	SP125 G,H,J	USA	86-88	JTF409	16	JTR809	53	428	134	
125	Suzuki	TC125 J,K,L,M,A,B	USA	73-77	JTF422	12	JTR811	39	520	94	
125	Suzuki	TF125		81-	JTF1263	13	JTR809	53	428	118	
125	Suzuki	TS125 K,L,M,A,B,C		73-77	JTF425	15	JTR809	50	428	118	
125	Suzuki	TS125 C,ER-N,T,X		78-82	JTF425	15	JTR809	44	428	114	
125	Suzuki	TS125 C,N	USA	78-79	JTF1263	15	JTR809	44	428	114	
125	Suzuki	TS125 T,X	USA	80-81	JTF1263	15	JTR809	46	428	116	
125	Suzuki	TS125 ERZ		82-84	JTF425	15	JTR804	45	428	118	
125	Suzuki	TSX125 LC (TS125X) All		84-91	JTF416	14	JTR805	50	428	126	
125	Suzuki	TSR125 (TS125RK)	SF15A	89	JTF425	17	JTR805	50	428	130	
125	Suzuki	TSR125 (TS125R-L,M,N,P,R,S,T)	SF15A	90-96	JTF425	15	JTR805	50	428	130	
125	Suzuki	TSR125(TS125R-L/R) <<< 520 Chain Conversion	SF15A	90-94	JTF422	12	JTR808	39	520	106	
125	Suzuki	TU125 XT		99-00	JTF410	14	JTR810	41	428	114	
125	Suzuki	VL125 Intruder LC		00-07	JTF410	14	JTR1806	56	428	142	
185	Suzuki	GT185		74-79	JTF422	14	JTR815	38	520	102	
185	Suzuki	TC185 M,A,B	USA	75-77		12	JTR811	39	520	94	
185	Suzuki	TF185		81-	JTF422	12	JTR811	46	520	100	
185	Suzuki	TS185		79-84	JTF422	12	JTR811	39	520	96	
185	Suzuki	TS185 K,L,M,A,B,C,N,T,X	USA	71-81	JTF422	12	JTR811	39	520	102	
200	Suzuki	DR200 S- G,H,J,K,M		86-91	JTF4325C	15	JTR811	46	520	112	
200	Suzuki	DR200 G,H,J	USA	86-88	JTF4325C	15	JTR811	45	520	112	

CC	Make	Model	Year	Front Sprocket	T	Rear Sprocket	T	Chain Pitch	Chain Length
200	Suzuki	DR200 S	USA 15-16	JTF432SC	15	JTR811	45	520	112
200	Suzuki	DR200 SE-T,V,W,X,Y,K1-K9,L0,L1-L5	96-15	JTF432SC	15	JTR811	45	520	112
200	Suzuki	GT200 EX (X5)	79-82	JTF422	12	JTR815	35	520	98
200	Suzuki	SB200 N,X	79-81	JTF422	12	JTR815	35	520	98
200	Suzuki	SP200 G,H,J	USA 86-88	JTF432SC	15	JTR811	45	520	110
200	Suzuki	TSR200 (TS200 RM,RP)	SH12A 90-92	JTF1408	15	JTR808	39	520	106
200	Suzuki	200 Van Van	16						
250	Suzuki	DR250 S-L,M,N,P	90-93	JTF432SC	13	JTR822	49	520	112
250	Suzuki	DR250 S-Z,E,F,G,H	SJ41A 82-87	JTF434	14	JTR820	42	520	106
250	Suzuki	DR250 S-Z,E,F,G,H	SJ41A Australia 82-87	JTF434	15	JTR820	42	520	106
250	Suzuki	DR250 S	SJ41A Japan	JTF434	15	JTR820	42	520	102
250	Suzuki	DR250 RS	SJ45A Japan 95	JTF432SC	14			520	108
250	Suzuki	DR-Z250 K1,K2,K3,K4,K5,K6,K7	01-07	JTF432SC	13	JTR808	49	520	112
250	Suzuki	GF250 D	88	JTF434	13	JTR1825	45	520	106
250	Suzuki	GN250 All	82-99	JTF434	15	JTR819/2	41	520	100
250	Suzuki	GS250 T T/X	79-80	JTF430	14	JTR819	47	520	106
250	Suzuki	GSF250 M,N,P Bandit	GJ74A Japan 91-93	JTF1439	13	JTR823	49	520	116
250	Suzuki	GSF250	Japan 95	JTF432SC	13	JTR823	49	520	116
250	Suzuki	GSX250 ET,EX	GJ51B Germany 80-82	JTF430	14	JTR819	47	520	104
250	Suzuki	GSX250 ET,EX	GJ51B 80-82	JTF430	14	JTR819	46	520	104
250	Suzuki	GSX250 ED,EZ Katana	82-84	JTF430	15	JTR826	47	520	110
250	Suzuki	GSX250 E,ES,SZ,ED,EZ Katana	Germany 82-84	JTF430	14	JTR826	47	520	110
250	Suzuki	GSX250 Katana (4 Cyl)	Japan 90-94	JTF1439	13	JTR823	49	520	116
250	Suzuki	GSX250 FM,FN Acrosse	91-93	JTF1439	13	JTR823	49	520	110
250	Suzuki	GSX-R250 RCH,RH,CJ,CK	Japan 87-89	JTF1439	13	JTR1825	47	520	108
250	Suzuki	GSX-R250 RK	Japan 89	JTF1439	14	JTR822	48	520	112
250	Suzuki	GT250 (X7)	79-85	JTF430	15	JTR819/2	41	520	102
250	Suzuki	GT250 K,L,M	73-75	JTF419	14	JTR812	41	525	98
250	Suzuki	GT250 A,B	USA 76-77	JTF419	14	JTR812	41	525	98
250	Suzuki	GT250 A,B,C	75-78	JTF419	14	JTR812	43	525	98
250	Suzuki	GW250 L2,L3,L4,L5,L6 Inazuma	12-16	JTF1447	14	JTR823	46	520	116
250	Suzuki	GW250 L5,L6 Inazuma F	15-16	JTF1447	14	JTR823	46	520	116
250	Suzuki	GW250 L5,L6 Inazuma Z	15-16	JTF1447	14	JTR823	46	520	116
250	Suzuki	GZ250 Marauder	99-00	JTF434	15	JTR819/2	41	520	110
250	Suzuki	GZ250 Marauder	04-10	JTF434	15	JTR819/2	41	520	110
250	Suzuki	GZ250	10-11	JTF434	15	JTR819/2	41	520	110
250	Suzuki	RG250 FG,CH,FH,FCH Gamma	86-88	JTF436	14	JTR819	39	520	110
250	Suzuki	RG250 WD,WE Gamma	83-84	JTF436	14	JTR819	37	520	110
250	Suzuki	RGV250 K,L Wolf	VJ21A 89-90	JTF436	15	JTR817	46	520	114
250	Suzuki	RGV250 M,N,P,R,S,T	VJ22B 91-96	JTF436	14	JTR822	43	520	114
250	Suzuki	RGV250 M,N,P,R	VJ22B Japan 91-94	JTF436	14	JTR822	44	520	114
250	Suzuki	RGV250 N	USA 92	JTF5655C	14	JTR822	44	520	
250	Suzuki	RGV250	Greece	JTF432SC	14	JTR822	46	520	112
250	Suzuki	SP250 Z,D,F	USA 82-85	JTF434	15	JTR820	42	520	102
250	Suzuki	T20 Super Six	68		14	JTR812	44	525	
250	Suzuki	T20 Super Six <<< 520 Chain Conversion	68	JTF422	14	JTR1826	44	520	
250	Suzuki	TS250 R,J,K,L,M,A	USA 71-76	JTF433	15	JTR813	39	525	104
250	Suzuki	TS250 B,C,N,T,X	USA 77-81	JTF419	15	JTR813	40	525	104
250	Suzuki	TS250 A,B,C	75-79	JTF433	15	JTR813	40	525	104
250	Suzuki	TS250 ERN,T	80-83	JTF433	16	JTR813	40	525	102
250	Suzuki	TS250 K,L,M	73-75	JTF419	15	JTR812	41	525	104
250	Suzuki	TSX250 LC (TS250X-E,F,G,H,J,K)	SJ11D 85-90	JTF432SC	13	JTR828	48	520	112
250	Suzuki	TSX250 LC (TS250 XE)	Australia 85	JTF432SC	13	JTR828	47	520	102
250	Suzuki	TU250 X	98-00	JTF434	15	JTR819/2	41	520	110
250	Suzuki	TU250 X	09-16	JTF434	15	JTR819/2	43	520	108
250	Suzuki	TV250 (RGV250 Wolf)	VJ21A Japan 89-90	JTF436	14	JTR817	46	520	114
250	Suzuki	VL250 Intruder LC	00-04	JTF434	15	JTR1825	43	520	114

CC	Make	Model	Year	Front Sprocket	T	Rear Sprocket	T	Chain Pitch	Chain Length		
300	Suzuki	GS300 L Z/D/F	USA	82-85	JTF430	15	JTR1826	42	520	108	
350	Suzuki	DR350 S-L,M,N,P	SK42B	90-93	JTF432SC	14	JTR822	43	520	108	
350	Suzuki	DR350 SE-R,S		94-95	JTF432SC	15	JTR822	41	520	110	
350	Suzuki	DR350 SE-T		96	JTF432SC	15	JTR808	41	520	108	
350	Suzuki	DR350 SE-V,W		97-98	JTF432SC	15	JTR808	43	520	108	
350	Suzuki	DR350 SE-X		99	JTF432SC	15	JTR808	44	520	110	
350	Suzuki	DR350 SE-T,V,W,X	USA	96-99	JTF432SC	15	JTR808	41	520	108	
350	Suzuki	SG350 N Goose	NK42A	Japan	91-92	JTF432SC	14	JTR1825	37	520	102
370	Suzuki	DR370 C,N	USA	78-79	JTF434	15	JTR820	42	520	110	
370	Suzuki	SP370 C,N		77-82	JTF434	15	JTR820	42	520	102	
380	Suzuki	GT380 A,B,C		73-75	JTF424	15	JTR814	40	530	104	
380	Suzuki	GT380 K,L,M		75-78	JTF424	15	JTR814	40	530	104	
380	Suzuki	GT380 B (Asco)	USA	77	JTF424	15	JTR814	40	530	104	
380	Suzuki	GT380	France		JTF424	14	JTR814	42	530	98	
400	Suzuki	DR400 S-T,X,Z		80-83	JTF434	16	JTR822	44	520	108	
400	Suzuki	DR-Z400 S-K1,K2,K3,K4,K5,K6,K7,K8,K9,L0-L6		00-16	JTF432SC	15	JTR808	44	520	112	
400	Suzuki	DR-Z400 SM-K5,K6,K7,K8,K9,L0-L6		05-16	JTF432SC	15	JTR808	41	520	110	
400	Suzuki	GN400 TT ,D,LX		80-82	JTF434	16	JTR1825	37	520	98	
400	Suzuki	GN400 X T/X	USA	80-81	JTF434	16	JTR1825	37	520	98	
400	Suzuki	GN400 T T/X/Z	USA	80-82	JTF434	16	JTR1825	37	520	98	
400	Suzuki	GS400 B,C,EC,EN		77-79	JTF513	16	JTR814	45	530	104	
400	Suzuki	GS400 F		77-78	JTF513	15	JTR814	42	530	104	
400	Suzuki	GS400 LX		80	JTF513	16	JTR814	41	530	102	
400	Suzuki	GS400 LT		81	JTF513	16	JTR814	43	530	102	
400	Suzuki	GS400 E	GK54A	Japan		JTF565	15	JTR823	42	520	110
400	Suzuki	GSF400 L,M,N Bandit	GK75B		90-92	JTF433	14	JTR807	47	525	114
400	Suzuki	GSF400 P,R Bandit		93-94	JTF433	14	JTR807	46	525	114	
400	Suzuki	GSX400 E,S (T,X)	Germany	80-81	JTF513	15	JTR814	44	530	110	
400	Suzuki	GSX400 (2 Cyl)	France	84	JTF513	16	JTR814	44	530	110	
400	Suzuki	GSX400 ED,EZ,S-Z,D,E,F,G,H	GK51/53C		82-87	JTF513	16	JTR814	45	530	110
400	Suzuki	GSX400 ES,ET,EX (2 Cyl)		80-83	JTF513	15	JTR814	44	530	104	
400	Suzuki	GSX400 ES,ET,EX (2 Cyl)	Australia	80-83	JTF513	15	JTR814	45	530	104	
400	Suzuki	GSX400 F-J,K,AK,L	GK74A	Japan	88-90	JTF433	14	JTR807	49	525	114
400	Suzuki	GSX400 FWS D	GK71A		83-84	JTF435	15	JTR816	46	530	112
400	Suzuki	GSX400 FX,FZ,FD,FE		81-86	JTF435	15	JTR816	43	530	104	
400	Suzuki	GSX400 R3,R3C (GSX-R400)	GK71F	Japan	87	JTF433	14		46	525	112
400	Suzuki	GSX400 R3,R3C (GSX-R400) <<< 520 Chain Conversion	GK71F	Japan	87	JTF1439	14	JTR1825	46	520	112
400	Suzuki	GSX400 R,R,RC (GSX-R400)	GK71B	Japan	85	JTF433	15		46	525	114
400	Suzuki	GSX400 R,R,RC (GSX-R400) <<< 520 Chain Conversion	GK71B	Japan	85	JTF1439	15	JTR1825	46	520	114
400	Suzuki	GSX400 TX		81-85	JTF513	16	JTR814	43	530	104	
400	Suzuki	GSX400 X Impulse	GK71E	Japan	86	JTF433	14		46	525	110
400	Suzuki	GSX400 Impulse	GK79A	Japan	94	JTF433	14	JTR807	48	525	116
400	Suzuki	GSX-R400 >>> 530 Chain Conversion		Japan	88-89	JTF435	14	JTR829	45	530	108
400	Suzuki	GSX-R400 J,RK,RAK	GK73A	Japan	88-89	JTF433	14	JTR807	45	525	108
400	Suzuki	GSX-R400 RL,RM,RN	GK76A	Japan	90-92	JTF433	14	JTR807	44	525	108
400	Suzuki	RF400		Japan		JTF433	14	JTR807	49	525	114
400	Suzuki	RG400 EW	HK31A	Japan	87	JTF433	15		41	525	106
400	Suzuki	RG400 EW <<< 520 Chain Conversion	HK31A	Japan	87	JTF512	15	JTR1825	41	520	106
400	Suzuki	SP400		79-82	JTF434	15	JTR820	42	520	102	
400	Suzuki	SV400		Japan		JTF512	15	JTR823	45	520	
400	Suzuki	TS400 J,K,L,M,A,B	USA	72-77	JTF419	15	JTR813	40	525	104	
425	Suzuki	GS425 N,EL,EN		79-80	JTF513	16	JTR814	45	530	104	
450	Suzuki	GS450 E/S-T,X		80-82	JTF513	16	JTR814	45	530	104	
450	Suzuki	GS450 E/S-E,F,G,H,J		84-88	JTF513	16	JTR814	45	530	110	
450	Suzuki	GS450 L-E,F,G,H		84-87	JTF513	16	JTR814	42	530	108	

CC	Make	Model	Year	Front Sprocket	T	Rear Sprocket	T	Chain	
								Pitch	Length
500	Suzuki	DR500 S-X,Z	81-83	JTF434	15	JTR1825	45	520	106
500	Suzuki	DR500 X,Z,D	USA 81-83	JTF434	14	JTR1825	47	520	106
500	Suzuki	GS500 E-K,L,M,N,P (2 Cyl)	88-93	JTF565	16	JTR823	39	520	112
500	Suzuki	GS500 E-R,S,T,V,W (2 Cyl)	94-98	JTF516	16	JTR823	39	520	112
500	Suzuki	GS500 E-X,Y,K1,K2,K3,K4,K5,K6,K7	99-07	JTF516	16	JTR823	39	520	110
500	Suzuki	GS500 F-K4,K5,K6,K7,K8,K9,L0	04-10	JTF516	16	JTR823	39	520	110
500	Suzuki	GS500 H K7	USA 07	JTF516	16	JTR823	39	520	110
500	Suzuki	GT500 A,B	75-78	JTF420	15	JTR814	33	530	110
500	Suzuki	RE5 M/A	USA 75-76		14		43	630	96
500	Suzuki	RG500 Gamma	HM31A 86-89	JTF513	16	JTR824	40	530	106
500	Suzuki	SP500 X,Z,D	USA 81-83	JTF434	15	JTR1825	46	520	106
500	Suzuki	SP600 F	USA 85	JTF437	16	JTR828	42	520	108
500	Suzuki	T500 1/2/3/R/J/K/L/M	USA 68-75	JTF420	15	JTR814	33	530	112
550	Suzuki	GS550 B,C,N (Drum Brake)	77-79	JTF513	15	JTR814	50	530	110
550	Suzuki	GS550 EC,EN,ET (Disc Brake)	78-82	JTF513	15	JTR816	50	530	110
550	Suzuki	GS550 LN,LT,LX Chopper	79-81	JTF513	15	JTR816	50	530	110
550	Suzuki	GS550 E T Spoke wheel	USA 80	JTF513	15	JTR814	50	530	110
550	Suzuki	GS550 E T, L T Cast wheel	USA 80	JTF513	15	JTR816	50	530	110
550	Suzuki	GS550 L X	USA 81	JTF513	15	JTR816	49	530	108
550	Suzuki	GS550 T X	USA 81	JTF513	15	JTR816	50	530	110
550	Suzuki	GS550 M Z	USA 82	JTF513	15	JTR816	50	530	112
550	Suzuki	GS550 L Z	USA 82	JTF513	15	JTR814	49	530	108
550	Suzuki	GS550 L D/F/G	USA 83-86	JTF513	15	JTR816	47	530	112
550	Suzuki	GS550 E D/F	USA 83-85	JTF513	14	JTR816	48	530	112
550	Suzuki	GS550 ES D/E/F/G	USA 83-86	JTF513	14	JTR816	48	530	112
550	Suzuki	GS550 E3S E	USA 84	JTF513	14	JTR816	48	530	112
550	Suzuki	GS550 M-X,Z Katana	81-82	JTF513	15	JTR816	50	530	112
550	Suzuki	GSX550 ED,EE,ES,EF,EG,EU	83-87	JTF513	14	JTR816	46	530	112
550	Suzuki	GT550 R,J,K,L,M,A,B	USA 71-77	JTF424	16	JTR814	40	530	108
550	Suzuki	GT550 A,B	76-77	JTF424	15	JTR814	36	530	106
550	Suzuki	GT550 K,L,M	72-75	JTF424	16	JTR814	36	530	108



CC	Make	Model	Year	Front Sprocket	T	Rear Sprocket	T	Chain Pitch	Chain Length	
600	Suzuki	DR600 S-SU,R,RU,F,G,H,J	85-89	JTF437	16	JTR828	42	520	108	
600	Suzuki	GSF 600 T,V,W,X,Y Bandit	95-99	JTF513	15	JTR829	47	530	110	
600	Suzuki	GSF 600 K1,K2,K3,K4 Bandit	00-04	JTF513	15	JTR829	47	530	112	
600	Suzuki	GSF 600 S T,V,W,X,Y Bandit	95-99	JTF513	15	JTR829	47	530	110	
600	Suzuki	GSF 600 S K1,K2,K3,K4 Bandit	00-04	JTF513	15	JTR829	47	530	112	
600	Suzuki	GSF600 S T,V,W,X,Y,K1,K2 Bandit (USA)	USA	95-02	JTF513	15	JTR829	48	530	112
600	Suzuki	GSF600 S T,V,W,X,Y,K1,K2 Bandit (Canada)	Canada	95-02	JTF513	15	JTR829	47	530	110
600	Suzuki	GSR600 K6,K7,K8,K9,L0	06-10	JTF520	16	JTR1792	48	525	114	
600	Suzuki	GSR600 B Yoshimura	10	JTF520	16	JTR1792	48	525	114	
600	Suzuki	GSX600 F,FJ,FUJ,FU2J Katana	85-88	JTF513	14	JTR824	46	530	112	
600	Suzuki	GSX600 F-K,L,M Katana	GN72B	89-91	JTF513	14	JTR829	46	530	112
600	Suzuki	GSX600 F-N,P,R,S,T,V Katana	92-97	JTF513	14	JTR829	45	530	112	
600	Suzuki	GSX600 F-W,X,Y,K1,K2,K3,K4,K5,K6 Katana	98-06	JTF513	15	JTR829	47	530	118	
600	Suzuki	GSX-R600 W N,P	USA	92-93	JTF513	14	JTR829	44	530	108
600	Suzuki	GSX-R600 V	97	JTF520	16	JTR498	45	525	108	
600	Suzuki	GSX-R600 W,X	U.K.	98-99	JTF520	16	JTR498	45	525	108
600	Suzuki	GSX-R600 W,X,Y	98-00	JTF520	16	JTR498	46	525	108	
600	Suzuki	GSX-R600 K1,K2,K3,K4,K5	01-05	JTF520	16	JTR1792	45	525	110	
600	Suzuki	GSX-R600 K1,K2,K3,K4,K5 <<< 520 Chain Conversion	01-05	JTF1516	16	JTR1793	45	520	110	
600	Suzuki	GSX-R600 K1,K2,K3,K4,K5 <<< 520 Chain Conversion	01-05	JTF1516	16	JTA1793	45	520	110	
600	Suzuki	GSX-R600 K6,K7,K8,K9,L0	06-10	JTF520	16	JTR1792	43	525	114	
600	Suzuki	GSX-R600 K6,K7,K8,K9,L0 <<< 520 Chain Conversion	06-10	JTF1516	16	JTR1793	43	520	114	
600	Suzuki	GSX-R600 K6,K7,K8,K9,L0 <<< 520 Chain Conversion	06-10	JTF1516	16	JTA1793	43	520	114	
600	Suzuki	GSX-R600 L1,L2,L3,L4,L5,L6	11-16	JTF520	16	JTR1876	43	525	114	
600	Suzuki	GSX-R600 L1,L2,L3,L4,L5,L6 <<< 520 Chain Conversion	11-16	JTF1516	16	JTR486	43	520	114	
600	Suzuki	GSX-R600 L1,L2,L3,L4,L5,L6 <<< 520 Chain Conversion	11-16	JTF1516	16	JTA486	43	520	114	
600	Suzuki	GSX-R600 Moto GP	16	JTF520	16	JTR1876	43	525	114	
600	Suzuki	RF600 RR/RS	GN76A	93-95	JTF513	14	JTR829	43	530	108
600	Suzuki	RF600 RT,RV	96-97	JTF513	14	JTR829	42	530	108	
650	Suzuki	DL650 K4,K5,K6 V-Strom	04-06	JTF520	15	JTR1792	47	525	116	
650	Suzuki	DL650 K7,K8,K9,L0,L1,L2 V-Strom	07-12	JTF520	15	JTR1792	47	525	118	
650	Suzuki	DL650 K7,K8,K9,L0,L1 V-Strom X	10-11	JTF520	15	JTR1792	47	525	118	
650	Suzuki	DL650 A L5-L6 V-Strom XT ABS	15-16	JTF520	15	JTR1792	47	525	118	
650	Suzuki	DL650 A K7,K8,K9,L0-L6 V-Strom ABS	07-16	JTF520	15	JTR1792	47	525	118	
650	Suzuki	DL650 A L2-L5 V-Strom ABS Adventure	12-15	JTF520	15	JTR1792	47	525	118	
650	Suzuki	DL650 A L0 V-Strom Traveller	10	JTF520	15	JTR1792	47	525	118	
650	Suzuki	DL650 A L0 V-Strom GT	10	JTF520	15	JTR1792	47	525	118	
650	Suzuki	DL650 A L5,L6 V-Strom XT ABS	USA	15-16	JTF520	15	JTR1792	47	525	118
650	Suzuki	DL650 SEA L0,L1,L2 V-Strom Touring	USA	10-12	JTF520	15	JTR1792	47	525	118
650	Suzuki	DR650 RSE-L,M,N,P,R,S	SP43/44B	90-95	JTF437	16	JTR828	42	520	114
650	Suzuki	DR650 SE-T,V,W,X,Y,K1-K9,L0-L6	96-16	JTF1448	15	JTR1791	41	525	110	
650	Suzuki	DR650 SE-T,V,W,X,Y,K1-K9,L0-L6	USA	96-16	JTF1448	15	JTR1791	42	525	110
650	Suzuki	GR650 X-D,E,F	GP51A	83-85	JTF435	15	JTR816	38	530	106
650	Suzuki	GS650 E,S,XE	France	JTF513	15	JTR816	45	530	106	
650	Suzuki	GS650 E X/Z	USA	81-82	JTF513	15	JTR816	45	530	106
650	Suzuki	GSF650 K5,K6 Bandit	05-06	JTF513	15	JTR829	47	530	112	
650	Suzuki	GSF650 K7,K8,K9 Bandit	07-09	JTF520	15	JTR807	48	525	118	
650	Suzuki	GSF650 L0,L1 Bandit	10-11	JTF520	15	JTR807	48	525	118	
650	Suzuki	GSF650 SA-K5,K6 Bandit (ABS)	05-06	JTF513	15	JTR829	47	530	116	
650	Suzuki	GSF650 SA-K7,K8,K9,L0,L1,L2,L3,L4,L5 Bandit (ABS)	07-15	JTF520	15	JTR807	48	525	118	
650	Suzuki	GSF650 S-L0 Bandit Traveller	10	JTF520	15	JTR807	48	525	118	
650	Suzuki	GSX650 F/FA-K8,K9,L0,L1,L2,L3,L4,L5,L6	08-16	JTF520	15	JTR807	48	525	118	
650	Suzuki	SFV650 K9,L0,L1,L2,L3,L4,L5 Gladius	09-15	JTF565	15	JTR823	46	520	112	
650	Suzuki	SFV650 AZ Gladius	13	JTF565	15	JTR823	46	520	112	
650	Suzuki	SV650 X,Y,K1,K2,K3,K4,K5,K6,K7,K8	99-08	JTF520	15	JTR807	45	525	110	
650	Suzuki	SV650 S-X,Y,K1,K2,K3,K4,K5,K6,K7,K8,K9	99-09	JTF520	15	JTR807	44	525	108	
650	Suzuki	SV650 S-L0,L1,L2,L3	10-13	JTF520	15	JTR807	45	525	108	

CC	Make	Model	Year	Front Sprocket	T	Rear Sprocket	T	Chain Pitch	Chain Length		
650	Suzuki	SV650 A/SA-K7,K8,K9,L0 (ABS)	07-10	JTF520	15	JTR807	45	525	114		
650	Suzuki	SV650 L6	16		15	JTR823	46	520			
650	Suzuki	SV650 A-L6 ABS	16		15	JTR823	46	520			
650	Suzuki	XF650 V,W,X,Y,K1,K2 Freewind	97-02	JTF1448	15	JTR1791	43	525	110		
650	Suzuki	XN85 (650 Turbo)	83-86	JTF513	16		38	530	112		
700	Suzuki	GS700 E F	USA	85	JTF513	14	JTR816	45	530	114	
700	Suzuki	GS700 ES F	USA	85	JTF513	14	JTR816	45	530	114	
750	Suzuki	DR750 S-J,UJ, Big		SR41B	88	JTF438	15	JTR1825	48	520	116
750	Suzuki	DR750 S-K, Big		SR41B	89	JTF438	15	JTR828	48	520	116
750	Suzuki	GT750 J,K			72-73	JTF424	15	JTR816	40	530	106
750	Suzuki	GT750 L,M			74-75	JTF424	16	JTR816	46	530	108
750	Suzuki	GT750 A,B			76-77	JTF424	16	JTR816	43	530	108
750	Suzuki	GT750 K,L,M,A,B	USA		73-77	JTF424	15	JTR816	40	530	106
750	Suzuki	GS750 B,EC,EN,DC,DN,LN			77-82	JTF518	15	JTR818	41	630	96
750	Suzuki	GS750 B,C,N (8 Valve)	USA		77-79	JTF518	15	JTR818	41	630	96
750	Suzuki	GS750 E C,N (8 Valve)	USA		78-79	JTF518	15	JTR818	41	630	96
750	Suzuki	GS750 L N (8 Valve)	USA		79	JTF518	15	JTR818	41	630	96
750	Suzuki	GS750 E T,X,Z (16 Valve)	USA		80-82	JTF518+B	15	JTR818	41	630	96
750	Suzuki	GS750 L T,X (16 Valve)	USA		80-81	JTF518+B	15	JTR818	40	630	96
750	Suzuki	GS750 T Z,D (16 Valve)	USA		82-83	JTF518+B	15	JTR818	41	630	96
750	Suzuki	GS750 E/ES D	USA		83	JTF513	14	JTR816	43	530	112
750	Suzuki	GS750 S D	USA		83	JTF518+B	15	JTR818	41	630	96
750	Suzuki	GSR750 L1-L6 (ABS)			11-16	JTF520	17	JTR1792	42	525	112
750	Suzuki	GSR750 Z (ABS)			16	JTF520	17	JTR1792	42	525	112
750	Suzuki	GSX750 LT,LX,T,ET,EX,EZ,SZ Requires JTF518B front sprocket spacer			79-82	JTF518	15	JTR818	41	630	96
750	Suzuki	GSX750 S,SS	GS75X	Japan	84-85	JTF513	16	JTR816	43	530	110
750	Suzuki	GSX750 S-2,S2C	GS75X	Japan	84-85	JTF513	16	JTR816	42	530	110
750	Suzuki	GSX750 SE,S3/4 Katana (pop-up h/light)	GR72A		84-86	JTF513	14	JTR816	43	530	114
750	Suzuki	GSX750 EE,ESD,ESE,EFE			80-89	JTF513	14	JTR816	43	530	114
750	Suzuki	GSX750 W,X,Y,K1,K2,K3 (Retro Style)			98-03	JTF513	15	JTR816	42	530	112
750	Suzuki	GSX750 F-K,L,M,N,P,R,S,T,V,W	GR78A		89-98	JTF513	15	JTR829	47	530	118
750	Suzuki	GSX750 F-X,Y,K1,K2,K3,K4,K5,K6			99-06	JTF513	15	JTR829	45	530	116
750	Suzuki	GSX-R750 R (GSX-R750)	GR71F	Japan	87	JTF513	14	JTR829	42	530	106
750	Suzuki	GSX-R750 R2,RH,RR (GSX-R750)	GR71G	Japan	87	JTF513	14	JTR829	42	530	110
750	Suzuki	GSX-R750 J	GR77C	Japan	88	JTF513	15	JTR829	42	530	106
750	Suzuki	GSX-R750 K,AK	GR77C	Japan	89-90	JTF513	15	JTR829	45	530	108
750	Suzuki	GSX-R750 L,M	GR7AC	Japan	90-91	JTF513	15	JTR816	43	530	106
750	Suzuki	GSX-R750 F	GR75A		85	JTF513	14	JTR829	42	530	106
750	Suzuki	GSX-R750 G,HG,H,XH	GR75A		86-87	JTF513	14	JTR829	42	530	110
750	Suzuki	GSX-R750 J,K Sling Shot	GR77B		88-89	JTF513	15	JTR829	44	530	108
750	Suzuki	GSX-R750 J,K Sling Shot	GR77B	France	88-89	JTF513	15	JTR829	45	530	108
750	Suzuki	GSX-R750 J,K		USA	88-89	JTF513	15	JTR829	45	530	108
750	Suzuki	GSX-R750 L,M Sling Shot	GR7AD		90-91	JTF513	15	JTR816	43	530	108
750	Suzuki	GSX-R750 WN,WP,WR,WS	GR7BD		92-95	JTF513	15	JTR816	42	530	108
750	Suzuki	GSX-R750 WN,WP,WR,WS <<< 520 Chain Conversion	GR7BD		92-95	JTF1516	15	JTR1825	42	520	108
750	Suzuki	GSX-R750 WT,WV SRAD			96-97	JTF513	15	JTR499	43	530	108
750	Suzuki	GSX-R750 WT,WV SRAD <<< 520 Chain Conversion			96-97	JTF1516	15	JTR1490	43	520	108
750	Suzuki	GSX-R750 WT,WV SRAD		USA	96-97	JTF513	16	JTR499	43	530	108
750	Suzuki	GSX-R750 WT,WV SRAD <<< 520 Chain Conversion		USA	96-97	JTF1516	16	JTR1490	43	520	108
750	Suzuki	GSX-R750 WW,X Fuel Injection SRAD			98-99	JTF520	16	JTR498	44	525	110
750	Suzuki	GSX-R750 WW,X Fuel Injection SRAD <<< 520 Chain Conversion			98-99	JTF1516	16	JTR1490	44	520	110
750	Suzuki	GSX-R750 Y,K1-K3 Fuel Injection SRAD			00-03	JTF520	17	JTR1792	42	525	110
750	Suzuki	GSX-R750 Y,K1-K3 Fuel Injection SRAD <<< 520 Chain Conversion			00-03	JTF1516	17	JTR1793	42	520	110
750	Suzuki	GSX-R750 Y,K1-K3 Fuel Injection SRAD <<< 520 Chain Conversion			00-03	JTF1516	17	JTA1793	42	520	110

CC	Make	Model	Year	Front Sprocket	T	Rear		Chain	
						Sprocket	T	Pitch	Length
750	Suzuki	GSX-R750 K4,K5 Fuel Injection	04-05	JTF520	17	JTR1792	43	525	110
750	Suzuki	GSX-R750 K4,K5 Fuel Injection <<< 520 Chain Conversion	04-05	JTF1516	17	JTR1793	43	520	110
750	Suzuki	GSX-R750 K4,K5 Fuel Injection <<< 520 Chain Conversion	04-05	JTF1516	17	JTA1793	43	520	110
750	Suzuki	GSX-R750 K4,K5 Fuel Injection USA	04-05	JTF520	17	JTR1792	42	525	110
750	Suzuki	GSX-R750 K4,K5 Fuel Injection <<< 520 Chain Conversion USA	04-05	JTF1516	17	JTR1793	42	520	110
750	Suzuki	GSX-R750 K4,K5 Fuel Injection <<< 520 Chain Conversion USA	04-05	JTF1516	17	JTA1793	42	520	110
750	Suzuki	GSX-R750 K6,K7,K8,K9,L0	06-10	JTF520	17	JTR1792	45	525	116
750	Suzuki	GSX-R750 K6,K7,K8,K9,L0 <<< 520 Chain Conversion	06-10	JTF1516	17	JTR1793	45	520	116
750	Suzuki	GSX-R750 K6,K7,K8,K9,L0 <<< 520 Chain Conversion	06-10	JTF1516	17	JTA1793	45	520	116
750	Suzuki	GSX-R750 L1,L2,L3,L4,L5,L6	11-16	JTF520	17	JTR1876	45	525	116
750	Suzuki	GSX-R750 L1,L2,L3,L4,L5,L6 <<< 520 Chain Conversion	11-16	JTF1516	17	JTR486	45	520	116
750	Suzuki	GSX-R750 L1,L2,L3,L4,L5,L6 <<< 520 Chain Conversion	11-16	JTF1516	17	JTA486	45	520	116
750	Suzuki	GSX-R750 L1,L2,L3,L4,L5,L6 USA	11-16	JTF520	17	JTR1876	43	525	116
750	Suzuki	GSX-R750 L1,L2,L3,L4,L5,L6 <<< 520 Chain Conversion USA	11-16	JTF1516	17	JTR486	43	520	116
750	Suzuki	GSX-R750 L1,L2,L3,L4,L5,L6 <<< 520 Chain Conversion USA	11-16	JTF1516	17	JTA486	43	520	116
750	Suzuki	GSX-R750 Moto GP	16	JTF520	17	JTR1876	45	525	116
750	Suzuki	GSX-S750 L5-L6	15-16	JTF520	17	JTR1792	42	525	112
750	Suzuki	GSX-S750 Z	15	JTF520	17	JTR1792	42	525	112
800	Suzuki	DR800 S-K,L Big SR43A/B	88-90	JTF438	15	JTR828	48	520	116
800	Suzuki	DR800 S-M,N,P Big SR43B	91-93	JTF438	15	JTR828	47	520	116
800	Suzuki	DR800	94	JTF1448	15	JTR1821	47	525	116
800	Suzuki	DR800 S Big	99-00	JTF438	15	JTR828	47	520	116
800	Suzuki	VZ800 V,W,X,Y,K1,K2,K3,K4 Marauder	97-04	JTF513	15	JTR829	48	530	116
900	Suzuki	RF900 R-R,S,S2,T,V,W,X	94-00	JTF440	15	JTR827	43	532	110
900	Suzuki	RF900 R-R,S,S2,T,V,W,X <<< 530 Chain Conversion	94-00	JTF513	15	JTR816	43	530	110



Photo credit Dave Kneen / ManxPhotosOnline.com

CC	Make	Model	Year	Front Sprocket	T	Rear Sprocket	T	Chain Pitch	Chain Length
900	Suzuki	RF900 RZ S	USA 95	JTF440	15	JTR827	43	532	110
1000	Suzuki	DL1000 K2,K3,K4,K5,K6,K7,K8,K9,L0 V-Strom	02-10	JTF520	17	JTR1792	42	525	112
1000	Suzuki	DL1000 K2,K3,K4,K5,K6,K7,K8,K9,L0 V-Strom	USA 06-10	JTF520	17	JTR1792	41	525	112
1000	Suzuki	DL1000 SE L0 V-Strom	10	JTF520	17	JTR1792	42	525	112
1000	Suzuki	DL1000 SE/SEA L0,L1,L2 V-Strom Touring	USA 10-12	JTF520	17	JTR1792	41	525	112
1000	Suzuki	DL1000 L4,L5,L6 V-Strom ABS	14-16	JTF520	17	JTR1792	42	525	112
1000	Suzuki	DL1000 A-L5,L6 V-Strom ABS Adventure	15-16	JTF520	17	JTR1792	42	525	112
1000	Suzuki	DL1000 A-L6 V-Strom ABS Desert	16	JTF520	17	JTR1792	42	525	112
1000	Suzuki	DL1000 A-L6 V-Strom ABS Sport	16	JTF520	17	JTR1792	42	525	112
1000	Suzuki	GS1000 All Requires JTF518B front sprocket spacer	78-82	JTF518	15	JTR818	42	630	96
1000	Suzuki	GSX1000 All Requires JTF518B front sprocket spacer	82-84	JTF518	15	JTR818	42	630	96
1000	Suzuki	GSX-R1000 K1,K2,K3,K4,K5,K6	01-06	JTF513	17	JTR1800	42	530	110
1000	Suzuki	GSX-R1000 K1,K2,K3,K4,K5,K6 <<< 525 Chain Conversion	01-06	JTF520	17	JTR1792	42	525	110
1000	Suzuki	GSX-R1000 K1,K2,K3,K4,K5,K6 <<< 520 Chain Conversion	01-06	JTF1516	17	JTR1793	42	520	110
1000	Suzuki	GSX-R1000 K1,K2,K3,K4,K5,K6 <<< 520 Chain Conversion	01-06	JTF1516	17	JTA1793	42	520	110
1000	Suzuki	GSX-R1000 K7,K8	07-08	JTF513	17	JTR1800	43	530	112
1000	Suzuki	GSX-R1000 K7,K8 <<< 525 Chain Conversion	07-08	JTF520	17	JTR1792	43	525	112
1000	Suzuki	GSX-R1000 K7,K8 <<< 520 Chain Conversion	07-08	JTF1516	17	JTR1793	43	520	112
1000	Suzuki	GSX-R1000 K7,K8 <<< 520 Chain Conversion	07-08	JTF1516	17	JTA1793	43	520	112
1000	Suzuki	GSX-R1000 K9,L0,L2,L3,L4,L5,L6	09-16	JTF423	17	JTR479	42	530	114
1000	Suzuki	GSX-R1000 K9,L0,L2,L3,L4,L5,L6 <<< 520 Chain Conversion	09-16	JTF1423	17	JTR486	42	520	114
1000	Suzuki	GSX-R1000 K9,L0,L2,L3,L4,L5,L6 <<< 520 Chain Conversion	09-16	JTF1423	17	JTA486	42	520	114
1000	Suzuki	GSX-R1000 1 Million Commemorative Edition	USA 13	JTF423	17	JTR479	42	530	114
1000	Suzuki	GSX-R1000 Commemorative Edition	16	JTF423	17	JTR479	42	530	114
1000	Suzuki	GSX-R1000 Moto GP	16	JTF423	17	JTR479	42	530	114
1000	Suzuki	GSX-S1000 L5,L6	15-16	JTF520	17	JTR1876	44	525	116
1000	Suzuki	GSX-S1000 F-L5,L6	15-16	JTF520	17	JTR1876	44	525	116
1000	Suzuki	RE5 Requires JTF518B front sprocket spacer	75-77	JTF518	15	JTR818	42	630	96
1000	Suzuki	SV1000 K3,K4,K5,K6,K7	03-07	JTF513	17	JTR1800	40	530	110
1000	Suzuki	SV1000 S-K3,K4,K5,K6,K7	03-07	JTF513	17	JTR1800	40	530	108
1000	Suzuki	TL1000 S-V,W,X,Y	97-00	JTF513	17	JTR499	38	530	104
1000	Suzuki	TL1000 R-W,X,Y,K1,K2	98-02	JTF513	17	JTR499	39	530	104
1100	Suzuki	GS1100 E-L,ES Requires JTF518B front sprocket spacer	80-83	JTF518	15	JTR818	42	630	96
1100	Suzuki	GS1100 E,ES Requires JTF518B front sprocket spacer	84-86	JTF518	15	JTR818	42	630	102
1100	Suzuki	GSX1100 SZ,SD Katana Requires JTF518B front sprocket spacer	81-85	JTF518	15	JTR818	42	630	96
1100	Suzuki	GSX1100 ET,EX Requires JTF518B front sprocket spacer		JTF518	15	JTR818	42	630	96
1100	Suzuki	GSX1100 EZ,ESD Requires JTF518B front sprocket spacer	80-85	JTF518	15	JTR818	42	630	98
1100	Suzuki	GSX1100 EF,EG Requires JTF518B front sprocket spacer	85-88	JTF518	15	JTR818	42	630	102
1100	Suzuki	GSX1100 F-J,K	88-89	JTF440	15	JTR827	52	532	118
1100	Suzuki	GSX1100 F-J,K <<< 530 Chain Conversion	88-89	JTF513	15	JTR816	52	530	118
1100	Suzuki	GSX1100 F-L,M,N,P,R,S,T	90-96	JTF440	15	JTR827	52	532	122
1100	Suzuki	GSX1100 F-L,M,N,P,R,S,T <<< 530 Chain Conversion	90-96	JTF513	15	JTR816	52	530	122
1100	Suzuki	GSX-R1100 G,H,J	86-88	JTF440	14	JTR830	46	532	114
1100	Suzuki	GSX-R1100 G,H,J <<< 530 Chain Conversion	86-88	JTF513	14	JTR829	46	530	114
1100	Suzuki	GSX-R1100 G,H	Australia 86-87	JTF440	14	JTR830	47	532	114
1100	Suzuki	GSX-R1100 G,H <<< 530 Chain Conversion	Australia 86-87	JTF513	14	JTR829	47	530	114
1100	Suzuki	GSX-R1100 G,H	USA 86-87	JTF440	14	JTR830	47	532	114
1100	Suzuki	GSX-R1100 G,H <<< 530 Chain Conversion	USA 86-87	JTF513	14	JTR829	47	530	114
1100	Suzuki	GSX-R1100 J	Germany 88	JTF440	14	JTR830	45	532	114

CC	Make	Model	Year	Front Sprocket	T	Rear Sprocket	T	Chain Pitch	Chain Length
1100	Suzuki	GSX-R1100 J <<< 530 Chain Conversion	Germany 88	JTF513	14	JTR829	45	530	114
1100	Suzuki	GSX-R1100 K	89	JTF440	15	JTR827	48	532	114
1100	Suzuki	GSX-R1100 K <<< 530 Chain Conversion	89	JTF513	15	JTR816	48	530	114
1100	Suzuki	GSX-R1100 K <<< 520 Chain Conversion	89	JTF308	15	JTR1825	48	520	114
1100	Suzuki	GSX-R1100 L,M,WN	90-92	JTF440	15	JTR827	48	532	118
1100	Suzuki	GSX-R1100 L,M,WN <<< 530 Chain Conversion	90-92	JTF513	15	JTR816	48	530	118
1100	Suzuki	GSX-R1100 L,M,WN <<< 520 Chain Conversion	90-92	JTF308	15	JTR1825	48	520	118
1100	Suzuki	GSX-R1100 WP,WR	93-94	JTF440	15	JTR827	42	532	114
1100	Suzuki	GSX-R1100 WP,WR <<< 530 Chain Conversion	93-94	JTF513	15	JTR816	42	530	114
1100	Suzuki	GSX-R1100 WP,WR <<< 520 Chain Conversion	93-94	JTF308	15	JTR1825	42	520	114
1100	Suzuki	GSX-R1100 WS/WT/WV/WW	95-98	JTF440	16	JTR827	44	532	116
1100	Suzuki	GSX-R1100 WS/WT/WV/WW <<< 530 Chain Conversion	95-98	JTF513	16	JTR816	44	530	116
1100	Suzuki	GSX-R1100 WT/WV	France 96-97	JTF440	15	JTR827	42	532	116
1100	Suzuki	GSX-R1100 WT/WV <<< 530 Chain Conversion	France 96-97	JTF513	15	JTR816	42	530	116
1150	Suzuki	GS1150 ES3,ESE,EF,ESF,EF2,EG,ESG	USA 84-86	JTF518+B	15	JTR818	42	630	102
1200	Suzuki	GSF1200 T,V,W,X,Y,K1,K2,K3,K4,K5 Bandit	95-05	JTF513	15	JTR816	45	530	110
1200	Suzuki	GSF1200 K6 Bandit	06	JTF513	15	JTR1800	45	530	116
1200	Suzuki	GSF1200 S-T,V,W,X,Y,K1,K2,K3,K4,K5 Bandit	95-05	JTF513	15	JTR816	45	530	110
1200	Suzuki	GSF1200 SA-K6 Bandit	06	JTF513	15	JTR1800	45	530	116
1200	Suzuki	GSX1200 Inazuma	99-00	JTF513	15	JTR816	44	530	112
1250	Suzuki	GSF1250 K7,K8,K9 Bandit (ABS)	07-09	JTF513	18	JTR1800	43	530	118
1250	Suzuki	GSF1250 A-L0,L1,L2 Bandit (ABS)	10-12	JTF513	18	JTR1800	43	530	118
1250	Suzuki	GSF1250 S-K7,K8,K9,L0,L1-L6 Bandit (ABS)	07-16	JTF513	18	JTR1800	43	530	118
1250	Suzuki	GSF1250 SA-K7,K8,K9,L0,L1-L6 Bandit (ABS)	07-16	JTF513	18	JTR1800	43	530	118
1250	Suzuki	GSF1250 SA-L0 Bandit Traveller(ABS)	10	JTF513	18	JTR1800	43	530	118
1250	Suzuki	GSX1250 F / FA L0-L6	10-16	JTF513	18	JTR1800	43	530	120
1250	Suzuki	GSX1250 FA Z	16	JTF513	18	JTR1800	43	530	120
1250	Suzuki	GSX1250 FA-L1 ST	11	JTF513	18	JTR1800	43	530	120
1300	Suzuki	GSX1300 BK-K8,K9,L0,L1 BK B-King	08-11	JTF423	18	JTR1800	43	530	118
1300	Suzuki	GSX1300 BK-L2 BK B-King	12	JTF423	18	JTR1800	43	530	118
1300	Suzuki	GSX-R1300 R-X,Y,K1,K2,K3,K4,K5,K6,K7 Hayabusa	99-07	JTF513	17	JTR499	40	530	112
1300	Suzuki	GSX-R1300 R-K7 Hayabusa Ltd.	07	JTF513	17	JTR499	40	530	112
1300	Suzuki	GSX-R1300 R-K8,K9,L0,L1,L2,L3,L5,L6 Hayabusa	08-16	JTF423	18	JTR1800	43	530	118
1300	Suzuki	GSX-R1300 RZ-K3,K4 Hayabusa	03-04	JTF513	17	JTR499	40	530	112
1300	Suzuki	GSX-R1300 RZ-L6 Hayabusa	16	JTF423	18	JTR1800	43	530	118
1400	Suzuki	GSX1400 K1,K2,K3,K4,K5,K6,K7,K8	01-08	JTF513	18	JTR1797	41	530	116

SYM Bikes

125	SYM	125 N Wolf SB	15						
125	SYM	125 Ni Wolf SB	15						
125	SYM	XS125		JTF259	15	JTR838	38	428	
125	SYM	XS125 K	15						
250	SYM	250 Ni Wolf SB	15						

Triumph Road Bikes

600	Triumph	600 TT	00-03	JTF1182	14	JTR1792	42	525	106
600	Triumph	600 TT (from VIN No:165717)	04	JTF1182	15	JTR1792	45	525	106
600	Triumph	600 Daytona	03-04	JTF1182	14	JTR1792	45	525	108
600	Triumph	600 Speed Four	03-05	JTF1182	14	JTR1792	42	525	106
650	Triumph	650 Daytona	05	JTF1182	14	JTR1792	45	525	108
675	Triumph	675 Daytona	06-16	JTF520	16	JTR2014	47	525	116
675	Triumph	675 Daytona R	11-16	JTF520	16	JTR2014	47	525	116
675	Triumph	675 Street Triple	08-16	JTF520	16	JTR2014	47	525	118
675	Triumph	675 Street Triple R	10-16	JTF520	16	JTR2014	47	525	118
750	Triumph	750 Daytona	91-95	JTF1180	17	JTR2010	48	530	114
750	Triumph	750 Daytona	MK1 France 93	JTF1180	17	JTR2010	46	530	112
750	Triumph	750 Daytona	MK2 France 93	JTF1180	17	JTR2010	43	530	110
750	Triumph	750 Thunderbird	95	JTF1180	17	JTR2010	43	530	110

CC	Make	Model	Year	Front	T	Rear	T	Chain	
				Sprocket		Sprocket		Pitch	Length
750	Triumph	750 Trident	91-97	JTF1180	17	JTR2010	48	530	114
800	Triumph	800 America 0.00	03-06	JTF1183	17	JTR1332	42	525	112
800	Triumph	800 Bonneville	02-06	JTF1183	17	JTR1792	43	525	104
800	Triumph	800 Bonneville T100 Centennial Edition	02	JTF1183	17	JTR1792	43	525	104
800	Triumph	800 Bonneville T100	03-05	JTF1183	17	JTR1792	43	525	104
800	Triumph	800 Speedmaster	03-05	JTF1183	17	JTR1332	42	525	112
800	Triumph	800 Tiger	11-16	JTF520	16	JTR2014	50	525	122
800	Triumph	800 Tiger XC	11-16	JTF520	16	JTR2014	50	525	124
800	Triumph	800 Tiger XCA	16	JTF520	16	JTR2014	50	525	124
800	Triumph	800 Tiger XCX	15-16	JTF520	16	JTR2014	50	525	124
800	Triumph	800 Tiger XR	15-16	JTF520	16	JTR2014	50	525	124
800	Triumph	800 Tiger XRT	16	JTF520	16	JTR2014	50	525	124
800	Triumph	800 Tiger XCX	15-16	JTF520	16	JTR2014	50	525	124
865	Triumph	865 America	07-12	JTF1183	17	JTR1332	42	525	112
865	Triumph	865 America	13-15	JTF1183	18	JTR1332	42	525	112
865	Triumph	865 America EFI (OEM 520 Chain)	15-16	JTF1184	18	JTR2012	42	520	112
865	Triumph	865 America LT	14-15	JTF1183	17	JTR1332	42	525	112
865	Triumph	865 America LT EFI (OEM 520 Chain)	14-16	JTF1184	18	JTR2012	42	520	112
865	Triumph	865 Bonneville	07-15	JTF1183	18	JTR1792	43	525	104
865	Triumph	865 Bonneville EFI (OEM 520 Chain)	15-16	JTF1184	18		43	520	104
865	Triumph	865 Bonneville Black	07	JTF1183	18	JTR1792	43	525	104
865	Triumph	865 Bonneville SE	10-12	JTF1183	18	JTR1792	43	525	104
865	Triumph	865 Bonneville Steve Mc Queen Edition	13-14	JTF1183	18	JTR1792	43	525	104
865	Triumph	865 Bonneville Newchurch Special	15	JTF1183	18	JTR1792	43	525	104
865	Triumph	865 Bonneville Land Speed Special Edition	15	JTF1183	18	JTR1792	43	525	104
865	Triumph	865 Bonneville T100	06-15	JTF1183	18	JTR1792	43	525	104
865	Triumph	865 Bonneville T100 EFI (OEM 520 Chain)	15-16	JTF1184	18		43	520	104
865	Triumph	865 Bonneville T100 Black	15	JTF1183	18	JTR1792	43	525	104
865	Triumph	865 Bonneville T100 110th Anniversary Edition	13-14	JTF1183	18	JTR1792	43	525	104
865	Triumph	865 Bonneville T100 Spirit Special	15	JTF1183	18	JTR1792	43	525	104
865	Triumph	865 Scrambler	15	JTF1183	18	JTR1792	43	525	106
865	Triumph	865 Scrambler	16	JTF1184					
865	Triumph	865 Speedmaster	06-15	JTF1183	18	JTR1332	42	525	112
865	Triumph	865 Speedmaster	16	JTF1184					
800	Triumph	865 Thruxton	07-15	JTF1183	18	JTR1792	43	525	104
865	Triumph	865 Thruxton EFI (OEM 520 Chain)	15-16	JTF1184	18		43	520	
865	Triumph	865 Thruxton Ace Cafe	15	JTF1183	18	JTR1792	43	525	104
900	Triumph	900 Adventurer	96-98	JTF1180	17	JTR2010	43	530	110
900	Triumph	900 Adventurer	99-01	JTF1180	18	JTR2010	43	530	114
900	Triumph	900 Daytona	94-97	JTF1180	17	JTR2010	46	530	112
900	Triumph	900 Daytona Super III	96	JTF1180	17	JTR2010	43	530	110
900	Triumph	900 Legend TT	99-00	JTF1180	17	JTR2010	43	530	114
900	Triumph	900 Legend Deluxe	01	JTF1180	17	JTR2010	43	530	114
900	Triumph	900 Speed Triple	94-96	JTF1180	17	JTR2010	43	530	110
900	Triumph	900 Sprint	93-97	JTF1180	17	JTR2010	46	530	112
900	Triumph	900 Sprint Sport	98	JTF1180	17	JTR2010	46	530	110
900	Triumph	900 Sprint FT	99	JTF1180	17	JTR2010	43	530	110
900	Triumph	900 Street Twin	16						
900	Triumph	900 Thruxton	04-06						
900	Triumph	900 Thunderbird	95-03	JTF1180	17	JTR2010	43	530	110
900	Triumph	900 Thunderbird Sport	98	JTF1180	17	JTR2010	43	530	110
900	Triumph	900 Thunderbird Sport	99-00	JTF1180	18	JTR2010	43	530	114
900	Triumph	900 Thunderbird Sport	01-04	JTF1180	17	JTR2010	43	530	
900	Triumph	900 Tiger	91-00	JTF1180	18	JTR2010	48	530	114
900	Triumph	900 Trident	91-98	JTF1180	17	JTR2010	46	530	114
900	Triumph	900 Trophy	91-95	JTF1180	17	JTR2010	46	530	112
900	Triumph	900 Trophy	96-97	JTF1180	17	JTR2010	42	530	110

CC	Make	Model	Year	Front Sprocket	T	Rear Sprocket	T	Chain	
								Pitch	Length
900	Triumph	900 Trophy	98	JTF1180	17	JTR2010	43	530	110
900	Triumph	900 Trophy	99	JTF1180	17	JTR2010	44	530	110
900	Triumph	900 Trophy	00-01	JTF1180	18	JTR2010	43	530	110
955	Triumph	T595 Daytona	97-98	JTF1180	18	JTR2011	43	530	108
955	Triumph	955i Daytona	99-01	JTF1180	18	JTR2011	42	530	106
955	Triumph	955i Daytona (March 2001 >)	01-02	JTF1180	19	JTR1800	44	530	106
955	Triumph	955i Daytona Centennial Edition	02	JTF1180	19	JTR2011	42	530	106
955	Triumph	955i Daytona	03-06	JTF1180	18	JTR2011	42	530	106
955	Triumph	955i Daytona (Special Edition)	04	JTF1180	18	JTR2011	42	530	106
955	Triumph	T509 Speed Triple	97-98	JTF1180	18	JTR2011	43	530	108
955	Triumph	955 Speed Triple	99-01	JTF1180	18	JTR2011	43	530	108
955	Triumph	955 Speed Triple	02-04	JTF1180	18	JTR2011	42	530	
955	Triumph	955 Sprint RS	00-03	JTF1180	19	JTR1800	43	530	108
955	Triumph	955 Sprint ST	99-04	JTF1180	18	JTR2011	43	530	108
955	Triumph	955 Tiger	01-04	JTF1180	18	JTR2010	46	530	114
955	Triumph	955 Tiger	05-06	JTF1180	18	JTR1800	46	530	114
1000	Triumph	1000 Daytona	91-95	JTF1180	17	JTR2010	48	530	112
1000	Triumph	1000 Daytona	Germany 91-94	JTF1180	17	JTR2010	48	530	110
1050	Triumph	1050 Speed Triple	05-11	JTF1180	18	JTR2011	42	530	106
1050	Triumph	1050 Speed Triple	12-15	JTF1180	18	JTR2011	43	530	108
1050	Triumph	1050 Speed Triple R	12-16	JTF1180	18	JTR2011	43	530	108
1050	Triumph	1050 Speed Triple R	16	JTF1180	18	JTR2011	43	530	108
1050	Triumph	1050 Speed Triple S	16	JTF1180	18	JTR2011	43	530	108
1050	Triumph	1050 Speed 94	16	JTF1180	18	JTR2011	43	530	108
1050	Triumph	1050 Speed 94 R	16	JTF1180	18	JTR2011	43	530	108
1050	Triumph	1050 Sprint GT / SE	11-16	JTF1180	19	JTR2011	42	530	116
1050	Triumph	1050 Sprint ST	05-11	JTF1180	19	JTR2011	42	530	106
1050	Triumph	1050 Tiger	07-14	JTF1180	18	JTR1800	44	530	114
1050	Triumph	1050 Tiger SE	09-14	JTF1180	18	JTR1800	44	530	114
1050	Triumph	1050 Tiger Sport	14-16	JTF1180	18	JTR1800	45	530	114
1200	Triumph	1200 Bonneville T120	16						
1200	Triumph	1200 Bonneville T120 Black	16						
1200	Triumph	1200 Daytona	93-96	JTF1180	18	JTR2010	43	530	110
1200	Triumph	1200 Daytona	97	JTF1180	18	JTR2010	42	530	110
1200	Triumph	1200 Thruxton	16						
1200	Triumph	1200 Thruxton R	16						



CC	Make	Model	Year	Front Sprocket	T	Rear Sprocket	T	Pitch	Chain Length	
1200	Triumph	1200 Trophy	91-96	JTF1180	18	JTR2010	45	530	112	
1200	Triumph	1200 Trophy	97-99	JTF1180	18	JTR2010	42	530	110	
1200	Triumph	1200 Trophy	00	JTF1180	18	JTR2010	40	530	108	
1200	Triumph	1200 Trophy	01	JTF1180	19	JTR2010	40	530	108	
1200	Triumph	1200 Trophy	02-03	JTF1180	18	JTR2010	40	530		
Yamaha Road Bikes										
50	Yamaha	DT50	17W Japan	91	JTF546	12	JTR832	48	420	112
50	Yamaha	DT50 M		78-80	JTF563	11	JTR832	45	420	104
50	Yamaha	DT50 M	Germany	78-80	JTF562	10	JTR832	52	420	108
50	Yamaha	DT50 M End.	Norway	78-82	JTF563	11	JTR832	42	420	102
50	Yamaha	DT50 MX		81-87	JTF563	11	JTR832	48	420	110
50	Yamaha	DT50 MX Auto	France	-86	JTF563	14	JTR832	42	420	106
50	Yamaha	DT50 MX Auto	France	86-88	JTF563	12	JTR832	38	420	104
50	Yamaha	DT50 MX-I,II	Norway	83-87	JTF563	11	JTR832	48	420	112
50	Yamaha	DT50 MX-II	Norway	88-	JTF563	11	JTR832	49	420	112
50	Yamaha	DT50 MX-S	Germany	86-94	JTF563	10	JTR832	48	420	112
50	Yamaha	DT50 MX-S		88-95	JTF563	11	JTR832	48	420	112
50	Yamaha	DT50 U,W,A (DT-L/C)	USA	88-90	JTF546	13	JTR832	48	420	110
50	Yamaha	DT50 R		97-98	JTF1120	12	JTR832	52	420	128
50	Yamaha	DT50 R		99-02	JTF1120	12	JTR1832	52	420	128
50	Yamaha	DT50 R	2C21	03-06	JTF1120	11	JTR1131	50	420	126
50	Yamaha	DT50 R X-Limit		97-	JTF1120	12	JTR832	52	420	
50	Yamaha	DT50 SM Supermotard		02	JTF1120	12	JTR24	50	420	128
50	Yamaha	DT50 SM Supermotard	2C31	03-06	JTF1120	11	JTR1131	48	420	126
50	Yamaha	DT50 LC DE		00-01			JTR833	49	428	
50	Yamaha	DTR50 (DT50R)		88-90	JTF546	13	JTR832	45	420	120
50	Yamaha	DTR50 (DT50R)	Germany	89-94	JTF562	10	JTR832	48	420	122
50	Yamaha	DTR50 (DT50R)	Norway	89-	JTF563	11	JTR832	48	420	126
50	Yamaha	DTR50 (DT50R)		91-96	JTF546	13	JTR832	38	420	116
50	Yamaha	FS1			JTF563	13	JTR832	39	420	96
50	Yamaha	FS1 DX			JTF563	13	JTR832	39	420	96
50	Yamaha	FS1 DX	Germany	78	JTF563	11	JTR832	44	420	100
50	Yamaha	FS1 E		71-76	JTF563	14	JTR834	39	420	96
50	Yamaha	FS1 E DX			JTF563	14	JTR832	39	420	98
50	Yamaha	FS1 EA			JTF563	14	JTR832	39	420	96
50	Yamaha	FS1 SE			JTF563	13	JTR832	39	420	96
50	Yamaha	LB50 Chappy	France	-83	JTF546	14	JTR832	32	420	94
50	Yamaha	LB50 Chappy		-85	JTF546	14	JTR834	31	420	90
50	Yamaha	LB50 2M Chappy		86-94	JTF546	14	JTR834	32	420	94
50	Yamaha	LB50 3M Bop			JTF546	13	JTR834		420	
50	Yamaha	LB50 P E,F,G,H,J Chappy	USA	78-82	JTF546	14	JTR832	32	420	92
50	Yamaha	RD50		77-78	JTF563	13	JTR832	48	420	96
50	Yamaha	RD50 M Alloy Wheel		79-80	JTF563	11	JTR834	48	420	106
50	Yamaha	RD50 M Spoke Wheel		78	JTF563	12	JTR832	48	420	106
50	Yamaha	RD50 MX		79-80	JTF563	12	JTR834	48	420	106
50	Yamaha	RD50 MX		81-87	JTF563	12	JTR834	48	420	112
50	Yamaha	RD50 MX Auto	France		JTF563	12	JTR832	42	420	108
50	Yamaha	RX50 K,L Special	USA	83-84	JTF563	12	JTR832	47	420	110
50	Yamaha	RX50 M K,L Midnight Special	USA	83-84	JTF563	12	JTR832	47	420	110
50	Yamaha	RZ50	Japan		JTF546	13	JTR834	48	420	112
50	Yamaha	TDR50	3FY Japan	88	JTF1263	14		46	428	106
50	Yamaha	TY50 M		78-81	JTF563	11	JTR832	46	420	104
50	Yamaha	TY50 M	Germany	78-81	JTF563	12	JTR832	52	420	108
50	Yamaha	TZR50 >>> 428 Chain Conversion	Spain		JTF1556	12	JTR835	47	428	134
50	Yamaha	TZR50 RR	5WX5	97-06	JTF1120	12	JTR1078	47	420	132
50	Yamaha	TZR50 X-Power		96-06	JTF1120	12	JTR1078	47	420	130
50	Yamaha	TZR50		07-12	JTF1120	11	JTR1078	60	420	

CC	Make	Model	Year	Front Sprocket	T	Rear Sprocket	T	Pitch	Chain Length	
50	Yamaha	TZR50 50th Anniversary Ed.	12	JTF1120	11	JTR1078	60	420		
50	Yamaha	TZR50	15							
50	Yamaha	V50 M,P		JTF546	13	JTR834	39	420	100	
50	Yamaha	YSR50	ZAL	JTF563	12	JTR832	44	420	100	
70	Yamaha	V70		JTF563	13	JTR834	36	420	102	
75	Yamaha	V75		JTF546	13	JTR834	36	420	100	
80	Yamaha	DT80 LC1	Germany	83-84	JTF550	15	JTR843	48	428	120
80	Yamaha	DT80 LC1,LC2			JTF550	15	JTR843	49	428	120
80	Yamaha	DT80 LC2	Germany	85-94	JTF550	15	JTR843	51	428	126
80	Yamaha	DT80 M		-82	JTF563	15	JTR832	41	420	108
80	Yamaha	DT80 MX		83	JTF563	13	JTR832	41	420	108
80	Yamaha	DT80 MX-S		83-84	JTF542	13	JTR833	41	428	108
80	Yamaha	DT80 D,E,F,G,H,J,K	USA	77-83	JTF563	14	JTR832	41	420	106
80	Yamaha	FS80 SE			JTF546	15	JTR834	41	420	112
80	Yamaha	FZR80 RR		92-94	JTF555	15	JTR835	45	428	
80	Yamaha	GT80 A,B,C,D,E,F,G,H,J	USA	73-82	JTF563	14	JTR832	41	420	106
80	Yamaha	LB80 Chappy			JTF546	15	JTR834	30	420	90
80	Yamaha	LB80 Chappy		89-	JTF546	15	JTR834	32	420	92
80	Yamaha	LB80	ZAC,3D USA	76-77	JTF546	14	JTR834	36	420	92
80	Yamaha	LB80 II AD,AE	USA	77-78	JTF546	14	JTR834	31	420	88
80	Yamaha	RD80 LC 1		82	JTF546	15	JTR834	48	420	108
80	Yamaha	RD80 LC 1	Germany	82	JTF546	14	JTR834	48	420	108
80	Yamaha	RD80 LC 2		83-85	JTF555	14	JTR835	48	428	118
80	Yamaha	RD80 MX		82-85	JTF563	13	JTR834	41	420	108
80	Yamaha	RD80 MX	Europe	81-82	JTF561	15	JTR834	41	420	110
80	Yamaha	RD80	Norway		JTF563	14	JTR834	40	420	108
80	Yamaha	RX80 SE	Germany	82	JTF547	13	JTR834	39	420	106
80	Yamaha	RX80 SE Chopper	France		JTF547	13	JTR834	48	420	110
80	Yamaha	TZR80		92-95	JTF555	14	JTR835	48	428	
80	Yamaha	TZR80 R		96	JTF558	15	JTR1847	51	428	136
80	Yamaha	TZR80 RR		96	JTF1263	15	JTR835	46	428	126
80	Yamaha	V80			JTF546	13	JTR834	39	420	100
90	Yamaha	V90		75-78	JTF546	14	JTR834	36	420	100
100	Yamaha	AG100 F		79	JTF1606	14		47	428	112
100	Yamaha	AG100 G,H,J,FU,FW,B,D,E		80-93	JTF1606	14	JTR1925	51	428	118
100	Yamaha	DT100		76-80	JTF1263	16	JTR838	45	428	110
100	Yamaha	DT100 A,B,C	USA	74-76	JTF1263	14	JTR838	49	428	112
100	Yamaha	DT100 SD,E,F,G,H,J,MX	Australia	77-83	JTF546	14	JTR834	48	420	106
100	Yamaha	DT100 D,E,F,G,H,J,K	USA	77-83	JTF546	14	JTR834	45	420	102
100	Yamaha	RS100			JTF416	15	JTR838	36	428	110
100	Yamaha	RS100 B,C	USA	75-76	JTF1263	15	JTR838	36	428	102
100	Yamaha	RS100		76-80	JTF1263	16	JTR838	37	428	110
100	Yamaha	RS100	463 Norway	75-79	JTF418	14	JTR834	39	428	104
100	Yamaha	RS100	3LO Norway	80-82	JTF546	14	JTR834	44	420	114
100	Yamaha	RSX100 (RXS100)		83-94	JTF416	15	JTR838	37	428	110
100	Yamaha	RSX100 (RXS100)		95	JTF416	15	JTR838	36	428	110
100	Yamaha	RSX100 (RXS100)	Norway	84-	JTF546	14	JTR834	41	420	112
100	Yamaha	RX100		83-94	JTF416	15	JTR838	37	428	110
100	Yamaha	YB100		76-78	JTF563	16	JTR834	37	420	100
100	Yamaha	YB100		79-80	JTF546	15	JTR834	37	420	100
100	Yamaha	YB100 E		80-94	JTF546	15	JTR834	36	420	98
105	Yamaha	T105 Crypton		97-98	JTF1263	14	JTR838	39	428	100
110	Yamaha	F1Z 110	Greece		JTF1263	14	JTR838	39	428	100
110	Yamaha	T110 C Crypton (New)	Greece	10-	JTF1263	15	JTR838	36	428	100
125	Yamaha	DT125 E		74	JTF416	15	JTR1842	37	428	112
125	Yamaha	DT125 F		75-76	JTF416	15	JTR1842	45	428	110
125	Yamaha	DT125 A,B,C	USA	74-76	JTF1263	15	JTR1842	45	428	114

CC	Make	Model	Year	Front Sprocket	T	Rear Sprocket	T	Chain Pitch	Chain Length		
125	Yamaha	DT125 E	USA	77	JTF1263	15	JTR1842	49	428	118	
125	Yamaha	DT125 F,G,H	USA	78-80	JTF1263	14	JTR1842	49	428	118	
125	Yamaha	DT125 LC	France	87	JTF1263	16	JTR843	51	428	128	
125	Yamaha	DT125 LC	France	88	JTF264	16	JTR843	50	428	130	
125	Yamaha	DT125 LC 1 (4 F.H.)		84-87	JTF1263	15	JTR843	49	428	118	
125	Yamaha	DT125 LC2, LC3		85-88	JTF1263	16	JTR843	53	428	126	
125	Yamaha	DT125 MX (6 F.H.)	2A6/3YV	76-82	JTF416	15	JTR843	49	428	118	
125	Yamaha	DT125 Tenere		89	JTF264	17	JTR843	50	428	126	
125	Yamaha	DT125 Z		92-93	JTF264	16	JTR843	50	428	126	
125	Yamaha	DTR125 (DT125R)		88-89	JTF558	17	JTR839	55	428	134	
125	Yamaha	DTR125 (DT125R)		90-03	JTF558	16	JTR839	57	428	134	
125	Yamaha	DT125 RE	1D01	04-06	JTF558	16	JTR839	57	428	134	
125	Yamaha	DT125 R Everts		05-06	JTF558	16	JTR839	57	428	134	
125	Yamaha	DT125 X		05-06	JTF558	16	JTR839	57	428	134	
125	Yamaha	DTR125 (DT125R)	France	92-94	JTF558	17	JTR839	57	428	134	
125	Yamaha	MT125 (ABS)	BR3	15-16	JTF1550	14	JTR1844	48	428	132	
125	Yamaha	RD125 A,B,C	USA	74-76	JTF1263	14	JTR838	39	428	110	
125	Yamaha	RD125		74-75	JTF416	14	JTR838	38	428	114	
125	Yamaha	RD125	1E7	75-76	JTF416	15	JTR838	39	428	114	
125	Yamaha	RD125 DX Spoke Wheel	2R6	75-77	JTF416	15	JTR837	39	428	112	
125	Yamaha	RD125 DX Alloy Wheel	2R6	78-81	JTF416	15	JTR837	39	428	112	
125	Yamaha	RD125 LC1		82-85	JTF1263	16	JTR835	46	428	118	
125	Yamaha	RD125 LC2 YPVS	10W	85-87	JTF1263	16	JTR835	45	428	118	
125	Yamaha	RDZ125	Japan	87-89	JTF1263	16	JTR835	45	428	118	
125	Yamaha	RS125 DX		76-84	JTF416	15	JTR838	36	428	110	
125	Yamaha	RS125 UR,MR		75	JTF1263	16	JTR838	35	428	104	
125	Yamaha	RZ125	1GV	Japan	85	JTF1263	16	JTR835	46	428	118
125	Yamaha	SR125	France	-82	JTF1263	14	JTR843	49	428	120	
125	Yamaha	SR125	Spain	82-97	JTF548	13	JTR835	49	428	120	
125	Yamaha	SR125 SE	3MW	80-94	JTF1263	14	JTR843	49	428	120	
125	Yamaha	SR125	3MW8	95-03	JTF1263	14	JTR835	49	428	120	
125	Yamaha	TDR125	3XD	89-92	JTF558	16	JTR839	53	428	136	
125	Yamaha	TDR125	4FU	93-94	JTF558	16	JTR1847	57	428	136	
125	Yamaha	TDR125	4GW,4GX	93-94	JTF558	16	JTR1847	57	428	136	
125	Yamaha	TDR125		95-01	JTF558	16	JTR1847	57	428	136	
125	Yamaha	TW125	5EK	99-02	JTF1559	14	JTR1842	50	428	122	
125	Yamaha	TW125	3XT,5RS	03-04	JTF1559	14	JTR1842	51	428	126	
125	Yamaha	TZR125		88-93	JTF1263	16	JTR835	45	428	130	
125	Yamaha	TZR125 R	Italy	93-94	JTF558	16		47	428	130	
125	Yamaha	TZR125 R	4DL	Japan	93-95	JTF558	16	JTR1847	47	428	136
125	Yamaha	TZR125 R	4HX/W,JG	93-96	JTF558	16	JTR1870	46	428	140	
125	Yamaha	TZR125 R	Germany	95-96	JTF558	16	JTR1847	51	428		
125	Yamaha	TZR125 R (80 kmh)	Germany	97-99	JTF558	16	JTR1870	46	428	140	
125	Yamaha	TZR125 RR		96-00	JTF558	18	JTR1847	51	428		
125	Yamaha	WR125		98	JTF564		JTR853		520		
125	Yamaha	WR125 R-Y,Z,A,B,D,E,F	22B1/3	09-15	JTF1550	14	JTR839	53	428	134	
125	Yamaha	WR125 X-Y,Z,A,B,D,E,F	22B2/4	09-15	JTF1550	14	JTR839	53	428	134	
125	Yamaha	XT125			JTF1263	14	JTR1842	50	428	118	
125	Yamaha	XT125	France	82-87	JTF1263	14	JTR1842	49	428	118	
125	Yamaha	XT125	2YE	France	88-90	JTF1263	14	JTR843	53	428	120
125	Yamaha	XT125	2YU	France	91-93	JTF1263	14	JTR1842	50	428	120
125	Yamaha	XT125 R	3D6,13D	05-07	JTF1263	14	JTR1134	50	428	128	
125	Yamaha	XT125 R		08-11	JTF548	14	JTR1134	50	428	128	
125	Yamaha	XT125 X		05-07	JTF1263	14	JTR1134	48	428	126	
125	Yamaha	XT125 X		08-11	JTF548	14	JTR1134	48	428	126	
125	Yamaha	XTZ125		02-04	JTF1263	14	JTR843	48	428	122	
125	Yamaha	XV125 Virago	5AJ	97-01	JTF1573	13	JTR857	47	520	114	

CC	Make	Model	Year	Front Sprocket	T	Rear Sprocket	T	Chain		
								Pitch	Length	
125	Yamaha	XV125 Virago (80 Kmh Version)	Germany	97-01	JTF1573	14	JTR857	45	520	114
125	Yamaha	XV5125 Drag Star	5JX	00-04	JTF558	16	JTR1874	59	428	146
125	Yamaha	XV5125 Drag Star >>> 520 Chain Conversion		00-04	JTF564	13	JTR857	47	520	116
125	Yamaha	YBA125 Enticer		07-09	JTF555	14	JTR838	45	428	
125	Yamaha	YBR125	3D9	05-06	JTF1263	14	JTR838	45	428	118
125	Yamaha	YBR125	3D9,51D	07-15	JTF548	14	JTR838	45	428	118
125	Yamaha	YBR125 Custom	275	08-15	JTF548	14	JTR838	43	428	118
125	Yamaha	YZF-R125		08-15	JTF1550	14	JTR1844	48	428	132
125	Yamaha	YZF-R125 50th Anniversary Edition		12	JTF1550	14	JTR1844	48	428	132
160	Yamaha	FZ-16	India	08-	JTF550	14	JTR1844	40	428	128
175	Yamaha	AG175 F			JTF1263	15	JTR1925	47	428	118
175	Yamaha	AG175 G,H,J,FU,B,D,E			JTF1263	14	JTR1925	47	428	118
175	Yamaha	DT175		74-77	JTF1263	16	JTR1842	37	428	114
175	Yamaha	DT175 A,B,C	USA	74-76	JTF1263	16	JTR1842	45	428	112
175	Yamaha	DT175 E,F,G,H	USA	77-81	JTF1263	16	JTR1842	49	428	118
175	Yamaha	DT175 MX (6 F.H.)		78-81	JTF416	15	JTR843	49	428	118
175	Yamaha	DT175 N,T,W,A,B,C,D,E,F,G,H		84-96	JTF1263	15	JTR843	49	428	118
185	Yamaha	SR185 H,J		81-82	JTF1263	15	JTR835	44	428	118
200	Yamaha	AG200 L,FU,FB,W,F		84-94	JTF1263	14	JTR1842	54	428	126
200	Yamaha	AG200	1FE Japan		JTF1263	15	JTR1842	45	428	118
200	Yamaha	DT200 L		85	JTF1554	13	JTR845	41	520	100
200	Yamaha	DT200 L	Australia	85	JTF1554	13		41	520	100
200	Yamaha	DT200 R		87	JTF264	16	JTR843	50	428	126
200	Yamaha	DT200 R	3ET	88	JTF558	16	JTR839	53	428	126
200	Yamaha	DT200 R-W,D,E,F,G	2YY	89-95	JTF564	13	JTR853	43	520	106
200	Yamaha	DT200 WP,WR	3XP Japan	90	JTF564	13	JTR853	42	520	110
200	Yamaha	RD200 A,B,C	USA	70-76	JTF1263	14	JTR836	36	428	108
200	Yamaha	RD200 DX		75-77	JTF1263	16	JTR836	36	428	108
200	Yamaha	RD200 DX Alloy Wheel		78-81	JTF416	15	JTR837	39	428	112
200	Yamaha	RS200			JTF416	15	JTR836	39	428	112
200	Yamaha	SDR200	2TV Japan	88-		16		43	428	
200	Yamaha	TW200	3LY	89-	JTF1559	14	JTR1842	45	428	120
200	Yamaha	TW200 T,U,W,A,B,D,E,F	USA	87-94	JTF1559	14	JTR1842	50	428	126
200	Yamaha	TW200 G,H,K,L,M,N,P,R,S,T,V,W,X,Y,Z,A,B1,D1,E1,F1,G1	3XT,SRS	95-16	JTF1559	14	JTR1842	50	428	122
200	Yamaha	XT200 J,K	47J Australia		JTF1263	15	JTR1842	48	428	118
200	Yamaha	XT200	47J Japan		JTF1263	15	JTR1842	45	428	118
200	Yamaha	XT200 J,K,CK	USA	82-83	JTF1263	15	JTR1842	47	428	118
225	Yamaha	TW225 E	Japan	02-06	JTF1559	15	JTR1842	45	428	120
225	Yamaha	XT225 (Disc Brake)	4JG	93-02	JTF1263	15		45	428	
225	Yamaha	XT225 D,E,F,L,M Serow (Drum Brake)		92-00	JTF1263	15	JTR1869	45	428	120
225	Yamaha	XT225 N,P,R,S,T,V,W Serow (Drum Brake)		01-07	JTF1263	15	JTR1869	45	428	120
240	Yamaha	XT240			JTF569	15	JTR845	46	520	102
250	Yamaha	DT250 MX		-80	JTF569	15	JTR853	43	520	104
250	Yamaha	DT250 MX		80-82	JTF569	16	JTR855	47	520	104
250	Yamaha	DT250 MX-D,E,F,G,H	Australia	77-82	JTF569	14	JTR855	47	520	104
250	Yamaha	FZR250 EXUP	3LN Japan	89-	JTF1263	17	JTR1847	56	428	130
250	Yamaha	FZR250 Genesis	2KR,2RF Japan	89-	JTF1263	17	JTR1847	55	428	130
250	Yamaha	FZR250 Fazer	1HX,1KG Japan		JTF1263	17	JTR1847	52	428	130
250	Yamaha	RD250 A,B	USA	73-75	JTF513	15	JTR848	39	530	92
250	Yamaha	RD250 DXC		76-77	JTF567	17	JTR848	39	530	96
250	Yamaha	RD250 DXD		77-78	JTF567	16	JTR849	38	530	96
250	Yamaha	RD250 DXE		78-80	JTF567	17	JTR854	38	530	96
250	Yamaha	RD250 LC	4L1	80-85	JTF567	16	JTR852	41	530	102
250	Yamaha	RZ250 L,FN,FS,T,W	Australia	84-91	JTF569	16	JTR846	40	520	106
250	Yamaha	RZ250 S,T,W	1AR	86-87	JTF569	16	JTR846	41	520	108
250	Yamaha	RZ250	4L3 Japan		JTF567	16	JTR852	41	530	102

CC	Make	Model	Year	Front Sprocket	T	Rear Sprocket	T	Chain	
								Pitch	Length
250	Yamaha	RZ250 R	1XG Japan	JTF569	16	JTR846	41	520	110
250	Yamaha	RZZ250 RR	51L Japan	JTF569	16	JTR846	41	520	108
250	Yamaha	SR250 SE	79-84	JTF569	16	JTR845	45	520	102
250	Yamaha	SR250 H,J,K	Australia 80-84	JTF569	16	JTR845	46	520	104
250	Yamaha	SR250 G,H,J Exciter	USA 80-82	JTF569	16	JTR845	46	520	102
250	Yamaha	SR250 T H	USA 81	JTF569	16	JTR845	46	520	102
250	Yamaha	SR250	Spain 85-96	JTF569	14	JTR845	40	520	102
250	Yamaha	SR250	93-96	JTF569	16	JTR845	46	520	102
250	Yamaha	SRV250	Japan			JTR857	45	520	106
250	Yamaha	SRX250 N,T,CT	87	JTF1553	14	JTR845	43	520	106
250	Yamaha	TDR250	3CK,3CL	88-90	JTF565SC	14	JTR846	45	520
250	Yamaha	TT-R250	USA 99-06	JTF583	13	JTR853	52	520	110
250	Yamaha	TZR250	1KT Japan	87-88	JTF565SC	14	JTR846	41	520
250	Yamaha	TZR250	2MA,2XW	87-92	JTF565SC	14	JTR846	41	520
250	Yamaha	TZR250 R V-Twin	3XV Japan	91-94	JTF565SC	14		37	520
250	Yamaha	TZR250 RC	3MA-1 Japan	89	JTF565SC	14	JTR846	43	520
250	Yamaha	TZR250 RC Reverse Cylinder	3MA-3/5 Japan	90	JTF565SC	14	JTR846	43	520
250	Yamaha	TZR250 SP Sports Production	3MA-4 Japan	90-	JTF565SC	14	JTR846	43	520
250	Yamaha	XG250 Tricker	05-07	JTF1594	15		45	428	124
250	Yamaha	XS250	France	JTF567	16	JTR854	39	530	100
250	Yamaha	XS250 C Spoke Wheel	-78	JTF424	15	JTR854	43	530	106



CC	Make	Model	Year	Front Sprocket	T	Rear		Chain		
						Sprocket	T	Pitch	Length	
250	Yamaha	XS250 Alloy Wheel	78	JTF424	15	JTR854	43	530	100	
250	Yamaha	XS250 Alloy Wheel	79-80	JTF424	15	JTR854	43	530	106	
250	Yamaha	XS250 SE,SG,SH,SK	80-82	JTF424	15	JTR854	41	530	104	
250	Yamaha	XS250 RK,SK	Australia 82	JTF571	15	JTR840	38	530	100	
250	Yamaha	XT250	81-90	JTF569	15	JTR845	46	520	98	
250	Yamaha	XT250	3Y3 France	JTF569	16	JTR845	46	520	102	
250	Yamaha	XT250 J	80	JTF569	15	JTR845	45	520	100	
250	Yamaha	XT250 T	1EU Japan	JTF1588	19	JTR1842	52	428	128	
250	Yamaha	XT250 TL	30X Australia	83-84	JTF431	15	JTR845	47	520	106
250	Yamaha	XT250 TL	30X Japan	83-84	JTF431	15	JTR845	48	520	106
250	Yamaha	XT250 G,H,J,K,W,A,B	Australia	80-92	JTF569	15	JTR845	47	520	98
250	Yamaha	XT250 TN,TS,TT	48Y Australia	85-87	JTF1553	15	JTR845	47	520	106
250	Yamaha	XT250 X,Y,Z,A,B,D,E,F,G	08-16	JTF1594	15	JTR1847	48	428	128	
250	Yamaha	XT250 X Serrow	3C5 Japan	JTF1594	15	JTR1847	48	428	128	
250	Yamaha	XV250	3LW/S,KF	89-94	JTF569	16	JTR857	45	520	114
250	Yamaha	XV250 S Virago	95-08	JTF569	16	JTR857	45	520	114	
250	Yamaha	XV250 U,W,A Route 66	USA	88-90	JTF569	16	JTR857	45	520	114
250	Yamaha	XV250 C U,W,A Route 66	USA	88-90	JTF569	16	JTR857	45	520	114
250	Yamaha	XV250 G,H,J,K,L,M,N,P,R,S,T,V,W Virago Route 66	USA	95-07	JTF569	16	JTR857	45	520	114
250	Yamaha	XV250 C G,H,J,K,L,M,N,P,R,S,T,V,W Virago Route 66	USA	95-07	JTF569	16	JTR857	45	520	114
250	Yamaha	XV250 X,Y,Z,A1,B1,D1,E,F,G V-Star	USA	08-16	JTF569	16	JTR857	45	520	114
250	Yamaha	XV250 C X,Y,Z,A1,B1,D1,E,F,G V-Star	USA	08-16	JTF569	16	JTR857	45	520	114
250	Yamaha	XV250 V-Star	08-16	JTF569	16	JTR857	45	520	114	
250	Yamaha	XVS250 Drag Star	01-04	JTF558	20	JTR1874	56	428	146	
250	Yamaha	YBR250	07-11	JTF1594	15	JTR1870	44	428	132	
250	Yamaha	YD250	3NU1/2 Japan	JTF569	16	JTR845	45	520	102	
300	Yamaha	YZF-R3	15	JTF5655C	14	JTR486	43	520	112	
320	Yamaha	MT-03 (MTN320-A)	B082	JTF5655C	14	JTR486	43	520	112	
350	Yamaha	RD350 A,B	USA	73-75	JTF513	15	JTR848	39	530	92
350	Yamaha	RD350 A,B	74-76	JTF513	17	JTR848	37	530	92	
350	Yamaha	RD350 LC	4L0	80-82	JTF567	16	JTR848	39	530	102
350	Yamaha	RD350 YPVS 1WX,1WW,31K,1JF,1JG	83-95	JTF569	17	JTR846	39	520	106	
350	Yamaha	RZ350 K,L,FN,FS	Australia	83-87	JTF569	17	JTR846	40	520	106
350	Yamaha	RZ350 L/N	USA	84-85	JTF569	17	JTR846	40	520	106
350	Yamaha	RZ350 C N	USA	85	JTF569	17	JTR846	40	520	106
350	Yamaha	RZ350 F/N	USA	86-88	JTF569	17	JTR846	40	520	106
350	Yamaha	XT350 N,S,T,U,W,A,B,D,E,F,G,H,J,K,L,M	55V,3YT	85-00	JTF576	19	JTR1842	52	428	128
350	Yamaha	XT350 N,S,T,U,W,A,B,D,E,F,G,H,J,K,L,M	USA	85-00	JTF576	19	JTR1842	55	428	130
350	Yamaha	XT350 C N,S,T,U,W,A,B,D,E,F,G,H,J,K,L,M	USA	85-00	JTF576	19	JTR1842	55	428	130
360	Yamaha	XS360 C/D/2D	USA	76-77	JTF424	16	JTR849	40	530	100
400	Yamaha	DT400	75-76	JTF565	16		43	520	100	
400	Yamaha	DT400 MX	77-78	JTF569	17	JTR853	43	520	102	
400	Yamaha	FZ400	4YR Japan	97	JTF5655C	14	JTR245/3	47	520	110
400	Yamaha	FZ400 R	46X Japan	84-87	JTF575	16	JTR846	45	520	104
400	Yamaha	FZR400 Genesis	1WG Japan	88		15	JTR844	44	525	104
400	Yamaha	FZR400 Genesis <<< 520 Chain Conversion	1WG Japan	88	JTF578	15	JTR846	44	520	104
400	Yamaha	FZR400 R EXUP MK1,MK2	1WG Japan	88-89	JTF1587	19	JTR1847	55	428	130
400	Yamaha	FZR400 RR EXUP	3TJ1		JTF1587	19	JTR1847	55	428	130
400	Yamaha	FZR400 RR EXUP	3TJ2-7		JTF1587	19	JTR1847	52	428	128
400	Yamaha	FZR400 RR EXUP	4DX1/2	90-95	JTF1587	19	JTR1847	55	428	130
400	Yamaha	FZR400 RR EXUP >>> 520 Chain Conversion	4DX1/2	90-95	JTF578	15	JTR846	43	520	104
400	Yamaha	FZR400 SP EXUP <<< 520 Chain Conversion	1WG Japan		JTF578	15	JTR846	41	520	104
400	Yamaha	FZR400 U,W,A	USA	88-90	JTF1587	16	JTR1847	55	428	130
400	Yamaha	FZR400 SC U,W,A	USA	88-90	JTF1587	19	JTR1847	55	428	130
400	Yamaha	FZR400 RRSF,RR	USA	91-92	JTF1587	19	JTR1847	55	428	130
400	Yamaha	RD400 DX	76-77	JTF567	17	JTR849	38	530	96	
400	Yamaha	RD400 DXE Alloy Wheel	78-80	JTF567	17	JTR854	38	530	96	

CC	Make	Model	Year	Front Sprocket	T	Rear Sprocket		Chain	
						T	Pitch	Length	
400	Yamaha	RD400 C,D,E	USA 76-78	JTF424	17	JTR849	38	530	96
400	Yamaha	RD400 F Daytona	USA 79	JTF424	16	JTR854	37	530	96
400	Yamaha	SR400	Japan	JTF1587	19	JTR1839	55	428	130
400	Yamaha	SR400 E,EC,F,FC,G,GC	2RD 14-16	JTF1587	19	JTR1839	56	428	130
400	Yamaha	SRX400	Japan	JTF1589	19	JTR1847	50	428	
400	Yamaha	SRX400	1JL035439 Japan	JTF577	14	JTR846	41	520	106
400	Yamaha	XJ400	82	JTF571	16	JTR856	45	530	104
400	Yamaha	XJ400	4G0 Japan	JTF571	16	JTR856	46	530	104
400	Yamaha	XJ400 Z,ZS	33M,35J Japan	JTF571	16	JTR862	46	530	104
400	Yamaha	XJR400	Japan 93	JTF575	16	JTR846	45	520	110
400	Yamaha	XS400 Alloy Wheel	79-80	JTF567	16	JTR854	39	530	104
400	Yamaha	XS400 Alloy Wheel	78	JTF567	17	JTR854	38	530	98
400	Yamaha	XS400 DOHC	82	JTF571	16	JTR840	38	530	102
400	Yamaha	XS400 SE	80-82	JTF567	16	JTR854	36	530	104
400	Yamaha	XS400 D,2E	USA 77-78	JTF424	16	JTR854	37	530	96
400	Yamaha	XS400 E,F,2F	USA 78-79	JTF424	16	JTR854	39	530	102
400	Yamaha	XS400 G,H Heritage	USA 80-81	JTF424	16	JTR854	37	530	102
400	Yamaha	XS400 S G,H Maxim	USA 80-81	JTF424	16	JTR1911	37	530	102
400	Yamaha	XS400 S J Seca	USA 82	JTF424	16	JTR1911	37	530	102
400	Yamaha	XS400 J,K	USA 82-83	JTF571	16	JTR840	35	530	100
400	Yamaha	XS400 R J,K Maxim	USA 82-83	JTF571	16	JTR840	38	530	102
400	Yamaha	XT400	81-82	JTF565	16	JTR853	46	520	102
400	Yamaha	XT400 4 Valve	83-84	JTF575	15	JTR857	45	520	102
500	Yamaha	FZR500 H,M,N	89-90	JTF513	15	JTR865	49	530	106
500	Yamaha	RD500 LC	47X,1GE 84-87	JTF579	15	JTR862	38	530	102
500	Yamaha	RZV500 R	1GG Japan	JTF579	15	JTR862	38	530	102
500	Yamaha	RZ500 F L,N,S	USA 84-86	JTF579	15		40	530	
500	Yamaha	SR500 2J2,48U,4E6,4F9,1RU,48T,3EB1	78-91	JTF513	16	JTR841	42	530	104
500	Yamaha	SR500 E,F,G,H	USA 78-81	JTF513	16	JTR841	42	530	104
500	Yamaha	SR500	91-00	JTF1587	20	JTR1839	55	428	130
500	Yamaha	SR500 >>> 520 Chain Conversion	91-00	JTF578	15	JTR853	41	520	104
500	Yamaha	TT500 D,E,F,G	77-80	JTF565	15	JTR853	52	520	100
500	Yamaha	TX500/TX 500 A	USA 73-74	JTF513	17	JTR850	43	530	108
500	Yamaha	XS500 A,B Spoke Wheel	75-77	JTF568	17	JTR850	40	530	106
500	Yamaha	XS500 A,B	USA 74-75	JTF513	17	JTR850	43	530	108
500	Yamaha	XS500 C Alloy Wheel	76-77	JTF568	16	JTR854	43	530	108
500	Yamaha	XS500 D Alloy Wheel	78-80	JTF513	17	JTR854	41	530	106
500	Yamaha	XS500 C,D,E	USA 76-78	JTF513	16	JTR854	42	530	106
500	Yamaha	XT500 D,E,F,G,H	77-85	JTF565	16	JTR853	43	520	100
500	Yamaha	XT500	Germany 86-	JTF565	16	JTR853	42	520	100
500	Yamaha	XT500 >>> 530 Chain Conversion	78	JTF570	16	JTR841	42	530	102
550	Yamaha	XJ550	81-85	JTF571	16	JTR856	45	530	104
550	Yamaha	XJ550 H,J,K Maxim	USA 81-83	JTF571	16	JTR856	45	530	104
550	Yamaha	XJ550 R H Seca	USA 81	JTF571	16	JTR856	46	530	104
550	Yamaha	XJ550 R J,K Seca	USA 82-83	JTF571	16	JTR856	45	530	104
550	Yamaha	XT550	82-83	JTF575	15	JTR857	39	520	98
600	Yamaha	FJ600 L,LC,N,NC	USA 84-85	JTF571	16	JTR862	45	530	106
600	Yamaha	FZ600	87-89	JTF571	16	JTR862	45	530	104
600	Yamaha	FZ600	France 86-88	JTF571	16	JTR862	44	530	104
600	Yamaha	FZ600 S,T,U	USA 86-88	JTF571	16	JTR862	46	530	104
600	Yamaha	FZ600 C S,T,U	USA 86-88	JTF571	16	JTR862	46	530	104
600	Yamaha	FZ6	1B3 04-09	JTF580	16	JTR479	46	530	118
600	Yamaha	FZ6 <<< 520 Chain Conversion	04-09	JTF1581	16	JTR486	46	520	118
600	Yamaha	FZ6 <<< 520 Chain Conversion	04-09	JTF1581	16	JTA486	46	520	118
600	Yamaha	FZ6 YCB, YCL, YL (FZ56)	USA 09	JTF580	16	JTR479	46	530	118
600	Yamaha	FZ6 RYCB, RYCL (FZ6R) (California Edition)	USA 09	JTF1595	16	JTR245/3	46	520	118
600	Yamaha	FZ6 RYL (FZ6R)	USA 09	JTF1595	16	JTR245/3	46	520	118

CC	Make	Model	Year	Front Sprocket	T	Rear Sprocket	T	Chain Pitch	Chain Length	
600	Yamaha	FZ6R RYW,RYY	USA 09	JTF1595	16	JTR245/3	46	520	118	
600	Yamaha	FZ6R RYCW,RYCY (California Edition)	USA 09	JTF1595	16	JTR245/3	46	520	118	
600	Yamaha	FZ-6R RZB,RZCB,RZCL,RZCR,RZCW,RZL,RZR,RZW	USA 10	JTF1595	16	JTR245/3	46	520	118	
600	Yamaha	FZ-6R RAB,RACB,RBB,RBCB,RBCW,RBW,REB,RER,RGB,RGCB	USA 11-16	JTF1595	16	JTR245/3	46	520	118	
600	Yamaha	FZ6 Fazer	5VX,4P5	JTF580	16	JTR479	46	530	118	
600	Yamaha	FZ6 Fazer <<< 520 Chain Conversion	04-08	JTF1581	16	JTR486	46	520	118	
600	Yamaha	FZ6 Fazer <<< 520 Chain Conversion	04-08	JTF1581	16	JTA486	46	520	118	
600	Yamaha	FZ6 Fazer S2 ABS	458,552	JTF580	16	JTR479	46	530	118	
600	Yamaha	FZ6 Fazer S2 ABS <<< 520 Chain Conversion	07-09	JTF1581	16	JTR486	46	520	118	
600	Yamaha	FZ6 Fazer S2 ABS <<< 520 Chain Conversion	07-09	JTF1581	16	JTA486	46	520	118	
600	Yamaha	FZ6 S2	555	JTF580	16	JTR479	46	530	118	
600	Yamaha	FZ6 S2 <<< 520 Chain Conversion	07-09	JTF1581	16	JTR486	46	520	118	
600	Yamaha	FZ6 S2 <<< 520 Chain Conversion	07-09	JTF1581	16	JTA486	46	520	118	
600	Yamaha	FZR600 D,E	3HE	JTF513	15	JTR865	45	530	106	
600	Yamaha	FZR600 W,A,B	3RG,3RH	JTF513	15	JTR865	46	530	106	
600	Yamaha	FZR600 R/RC-A,B,D,E,F,G,H,I,K,L	USA 90-99	JTF513	15	JTR865	45	530	106	
600	Yamaha	FZR600 RF (YZF600)	4JH	JTF513	15	JTR859	47	530	108	
600	Yamaha	FZS600 Fazer	5DM,5RT	JTF513	15	JTR859	48	530	110	
600	Yamaha	FZS600 SP Fazer	5DM	JTF513	15	JTR859	48	530	110	
600	Yamaha	SRX600	35X Japan	90-	16	JTR1847	47	428	138	
600	Yamaha	SRX600	1XL,1XM	86-94	JTF575	15	JTR846	37	520	104
600	Yamaha	TT600 L,N,S,T,A,B,D	83-92	JTF575	14	JTR853	50	520	116	
600	Yamaha	TT600 E	France 96-97	JTF575	14	JTR1857	47	520	110	
600	Yamaha	TT600 E	96-00	JTF575	15	JTR853	47	520	110	
600	Yamaha	TT600 R	98-03	JTF577	15	JTR853	44	520	112	
600	Yamaha	TT600 RE	5CH5	04	JTF1577	15	JTR857	47	520	114
600	Yamaha	XJ600	86-88	JTF571	16	JTR862	45	530	106	
600	Yamaha	XJ600	91-92	JTF571	17	JTR862	44	530	106	
600	Yamaha	XJ600	51H,51J	84-85	JTF571	16	JTR862	44	530	106
600	Yamaha	XJ600 H,N	89-90	JTF571	16	JTR862	44	530	106	
600	Yamaha	XJ600 S/SC- D,E,F,G,H,I,K Seca II	USA 92-98	JTF582	16	JTR855	48	520	110	
600	Yamaha	XJ600 S-D,E,F,G,H,I,K,L,M,N,P,R Diversion	4BRA,B	92-03	JTF582	16	JTR855	48	520	110
600	Yamaha	XJ600 S-L,M Diversion	4DG	99-00	JTF582	16	JTR855	46	520	110
600	Yamaha	XJ600 N	4KE,4MB	95-03	JTF582	16	JTR855	48	520	110
600	Yamaha	XJ600 N	4KF5	98-00	JTF582	16	JTR855	46	520	108
600	Yamaha	XJ6	205	09-15	JTF1595	16	JTR245/3	46	520	118
600	Yamaha	XJ6 SP	13	JTF1595	16	JTR245/3	46	520	118	
600	Yamaha	XJ6 ABS	36B	09-15	JTF1595	16	JTR245/3	46	520	118
600	Yamaha	XJ6 Diversion	36C	09-15	JTF1595	16	JTR245/3	46	520	118
600	Yamaha	XJ6 Diversion ABS	36D	09-15	JTF1595	16	JTR245/3	46	520	118
600	Yamaha	XJ6 Diversion F ABS	1DG,1CW	10-15	JTF1595	16	JTR245/3	46	520	118
600	Yamaha	XT600	83-84	JTF575	15	JTR857	39	520	104	
600	Yamaha	XT600	85-86	JTF575	15	JTR857	40	520	104	
600	Yamaha	XT600 D,E	87	JTF577	15	JTR857	40	520	104	
600	Yamaha	XT600 H	87-89	JTF577	15	JTR857	39	520	104	
600	Yamaha	XT600 K	91-94	JTF577	15	JTR857	39	520	102	
600	Yamaha	XT600 E	89-98	JTF577	15	JTR857	45	520	106	
600	Yamaha	XT600 E	4PT/45L	99-03	JTF1577	15	JTR857	45	520	106
600	Yamaha	XT600 E (Lightweight Rear Sprocket)	4PT/45L	99-03	JTF1577	15	JTR1857	45	520	106
600	Yamaha	XT600 Tenere	84	JTF575	15	JTR857	39	520	104	
600	Yamaha	XT600 H,N,D,E,Z Tenere	85-88	JTF575	15	JTR857	40	520	104	
600	Yamaha	XT600 Z Tenere	89-94	JTF577	15	JTR857	45	520	106	
600	Yamaha	XT600 L,N,S,T,U,W	USA 84-89	JTF575	15	JTR857	42	520	104	
600	Yamaha	XT600 C-L,N,S,T,U,W	USA 84-89	JTF575	15	JTR857	42	520	104	
600	Yamaha	XT600 E,EC-A,B,D,E,F,G	USA 90-95	JTF577	15	JTR857	45	520	106	
600	Yamaha	XT600 E,EC-A,B,D,E,F,G (Lightweight Rear Sprocket)	USA 90-95	JTF577	15	JTR1857	45	520	106	
600	Yamaha	YX600 C-S,T Radian	USA 86-87	JTF571	16	JTR862	44	530	104	

CC	Make	Model	Year	Front Sprocket		Rear Sprocket		Chain		
				T	Pitch	T	Pitch	Pitch	Length	
600	Yamaha	YX600 C-U,W,A Radian	USA	88-90	JTF571	16	JTR862	45	530	104
600	Yamaha	YZF600R Thunder Cat	4TV/4WE	96-03	JTF513	15	JTR859	47	530	108
600	Yamaha	YZF600R Thunder Cat <<< 520 Chain Conversion		96-03	JTF512	15	JTR245/3	47	520	108
600	Yamaha	YZF600R-T,V,W		05-07	JTF513	15	JTR859	47	530	108
600	Yamaha	YZF600R-T,V,W <<< 520 Chain Conversion		05-07	JTF512	15	JTR245/3	47	520	108
600	Yamaha	YZF-R6	5EB	99-02	JTF584	16	JTR1873	48	532	116
600	Yamaha	YZF-R6 <<< 530 Chain Conversion		99-02	JTF580	16	JTR1871	48	530	116
600	Yamaha	YZF-R6 <<< 520 Chain Conversion		99-02	JTF1581	16	JTR1303	48	520	116
600	Yamaha	YZF-R6 <<< 520 Chain Conversion		99-02	JTF1581	16	JTA1303	48	520	116
600	Yamaha	YZF-R6	5SL	03-05	JTF584	16	JTR1875	48	532	116
600	Yamaha	YZF-R6 <<< 530 Chain Conversion		03-05	JTF580	16	JTR479	48	530	116
600	Yamaha	YZF-R6 <<< 520 Chain Conversion		03-05	JTF1581	16	JTR486	48	520	116
600	Yamaha	YZF-R6 <<< 520 Chain Conversion		03-05	JTF1581	16	JTA486	48	520	116
600	Yamaha	YZF-R6	135,1J5,2CX	06-16	JTF1586	16	JTR1876	45	525	114
600	Yamaha	YZF-R6 <<< 530 Chain Conversion		06-16	JTF580	16	JTR479	45	530	114
600	Yamaha	YZF-R6 <<< 520 Chain Conversion		06-16	JTF1581	16	JTR486	45	520	114
600	Yamaha	YZF-R6 <<< 520 Chain Conversion		06-16	JTF1581	16	JTA486	45	520	114
600	Yamaha	YZF-R6 50th Anniversary Edition		12	JTF1586	16	JTR1876	45	525	114
600	Yamaha	YZF-R6 50th Anniversary Edition <<< 530 Chain Conversion		12	JTF580	16	JTR479	45	530	114
600	Yamaha	YZF-R6 50th Anniversary Edition <<< 520 Chain Conversion		12	JTF1581	16	JTR486	45	520	114
600	Yamaha	YZF-R6 50th Anniversary Edition <<< 520 Chain Conversion		12	JTF1581	16	JTA486	45	520	114
600	Yamaha	YZF-R6 60th Anniversary Edition		16	JTF1586	16	JTR1876	45	525	114
600	Yamaha	YZF-R6 60th Anniversary Edition <<< 530 Chain Conversion		16	JTF580	16	JTR479	45	530	114
600	Yamaha	YZF-R6 60th Anniversary Edition <<< 520 Chain Conversion		16	JTF1581	16	JTR486	45	520	114
600	Yamaha	YZF-R6 60th Anniversary Edition <<< 520 Chain Conversion		16	JTF1581	16	JTA486	45	520	114
600	Yamaha	YZF-R6 S		06-10	JTF584	16	JTR1875	48	532	116
600	Yamaha	YZF-R6 S <<< 530 Chain Conversion		06-10	JTF580	16	JTR479	48	530	116
600	Yamaha	YZF-R6 S <<< 520 Chain Conversion		06-10	JTF1581	16	JTR486	48	520	116



Photo credit Jamie Morris Photography

CC	Make	Model	Year	Front Sprocket	T	Rear Sprocket	T	Chain Pitch	Chain Length
600	Yamaha	YZF-R6 S <<< 520 Chain Conversion	06-10	JTF1581	16	JTA486	48	520	116
650	Yamaha	TX650 USA	72-74	JTF568	17	JTR850	34	530	104
650	Yamaha	XS650	75-81	JTF568	17	JTR850	33	530	104
650	Yamaha	XS650 B,C,D,E,F,G,H,2F USA	74-81	JTF568	17	JTR850	34	530	104
650	Yamaha	XS650 S E,F,G,H,J,K Heritage USA	78-83	JTF568	17	JTR850	34	530	104
660	Yamaha	MT-03 5YK	06-12	JTF308	15	JTR855	47	520	112
660	Yamaha	SZR660	96-98	JTF577	15	JTR846	39	520	110
660	Yamaha	XT660 R 5VK	04-15	JTF308	15	JTR855	45	520	110
660	Yamaha	XT660 X Super Motard 1D2,10S	04-15	JTF308	15	JTR855	45	520	110
660	Yamaha	XTZ660 Tenere 3YF	91-95	JTF577	15	JTR857	45	520	110
660	Yamaha	XTZ660 Tenere	96-98	JTF577	15	JTR857	46	520	110
660	Yamaha	XTZ660 Z Tenere 11D	08-15	JTF308	15	JTR855	45	520	110
660	Yamaha	XTZ660 Z Tenere ABS 11D	11-15	JTF308	15	JTR855	45	520	110
700	Yamaha	FZ700 T Genesis USA	87	JTF580	16	JTR865	46	530	112
690	Yamaha	FZ-07 F,FC,G,GC	15-16	JTF1591	16	JTR1876	43	525	108
700	Yamaha	FZX700 S,T,CS,CT Fazer USA	86-87	JTF580	16	JTR865	44	530	108
690	Yamaha	MT-07 (ABS) 1WS,1XB	14-16	JTF1591	16	JTR1876	43	525	108
690	Yamaha	MT-07 Motocage (ABS)	15-16	JTF1591	16	JTR1876	43	525	108
698	Yamaha	XSR700 B341	16	JTF1591	16	JTR1876	43	525	108
750	Yamaha	FZ750 N,S	85-86	JTF580	16	JTR865	44	530	110
750	Yamaha	FZ750 Genesis	87-91	JTF580	16	JTR865	43	530	110
750	Yamaha	FZ750 Germany	91-93	JTF580	17	JTR865	43	530	110
750	Yamaha	FZR750 RT Genesis	88-89	JTF580	17	JTR859	42	530	108
750	Yamaha	FZR750R 3FV Japan	89	JTF584	17	JTR866	43	532	
750	Yamaha	FZR750R <<< 530 Chain Conversion 3FV Japan	89	JTF580	17	JTR859	43	530	
750	Yamaha	FZR750 (OW01)	90-92	JTF584	17	JTR866	46	532	108
750	Yamaha	FZR750 (OW01) <<< 530 Chain Conversion	90-92	JTF580	17	JTR859	46	530	108
750	Yamaha	FZX750	86-97	JTF580	17	JTR865	39	530	106
750	Yamaha	FZX750 3XF Japan	90-97	JTF580	17	JTR865	43	530	108
750	Yamaha	XTZ750 Super Tenere 3LD	90-98	JTF578	16	JTR855	46	520	112
750	Yamaha	YZF750 R	93-97	JTF584	16	JTR866	43	532	106
750	Yamaha	YZF750 R <<< 530 Chain Conversion	93-97	JTF580	16	JTR859	43	530	106
750	Yamaha	YZF750 R <<< 520 Chain Conversion	93-97	JTF1581	16	JTR245/3	43	520	106
750	Yamaha	YZF750 SP	93-97	JTF584	16	JTR866	39	532	104
750	Yamaha	YZF750 SP <<< 530 Chain Conversion	93-97	JTF580	16	JTR859	39	530	104
750	Yamaha	YZF-R7 OW02	99-01	JTF580	17	JTR479	43	530	118
750	Yamaha	YZF R7 <<< 520 Chain Conversion	99-01	JTF1581	17	JTR486	43	520	118
750	Yamaha	YZF R7 <<< 520 Chain Conversion	99-01	JTF1581	17	JTA486	43	520	118
800	Yamaha	FZ8 N/NA 39P	10-15	JTF1591	16	JTR300	46	525	122
800	Yamaha	FZ8 S/SA Fazer 8 42P	10-15	JTF1591	16	JTR300	46	525	122
850	Yamaha	FJ-09 F,F,C,G,GC 1RC USA	16	JTF1591	16	JTR1876	45	525	110
850	Yamaha	FZ-09 E,EC,F,FC,G,GC 1RC USA	14-16	JTF1591	16	JTR1876	45	525	110
850	Yamaha	MT-09 1RC,2SC	14-16	JTF1591	16	JTR1876	45	525	110
850	Yamaha	MT-09 SR Street Rally (ABS)	14-16	JTF1591	16	JTR1876	45	525	110
850	Yamaha	MT-09 Sport Tracker (ABS)	15-16	JTF1591	16	JTR1876	45	525	110
850	Yamaha	MT-09 Tracer 2SC	16	JTF1591	16	JTR1876	45	525	110
850	Yamaha	TDM850 3VD	91-95	JTF520	16	JTR867	44	525	114
850	Yamaha	TDM850 4TXL	96-98	JTF1586	17	JTR867	42	525	114
850	Yamaha	TDM850 4TX	99-01	JTF520	16	JTR867	43	525	114
850	Yamaha	TRX850	96-00	JTF1586	17	JTR300	39	525	110
850	Yamaha	XSR900 (MTM850) B901	16	JTF1591	16	JTR1876	45	525	110
900	Yamaha	TDM900 5PS	02-13	JTF1591	16	JTR300	42	525	118
900	Yamaha	TDM900 A ABS 1B0	05-13	JTF1591	16	JTR300	42	525	118
920	Yamaha	XV920 R H/J USA	81-82	JTF574	16	JTR858	35	630	90
1000	Yamaha	FZR1000 T,U,CT,CU Genesis	87-88	JTF584	16	JTR866	46	532	110
1000	Yamaha	FZR1000 T,U,CT,CU Genesis <<< 530 Chain Conversion	87-88	JTF580	16	JTR859	46	530	110
1000	Yamaha	FZR1000 R W,A,B,D,E,F,G (EXUP)	89-95	JTF584	17	JTR866	47	532	110

CC	Make	Model	Year	Front Sprocket	T	Rear Sprocket	T	Chain	
								Pitch	Length
1000	Yamaha	FZR1000 R W,A,B,D,E,F,G (EXUP) <<< 530 Chain Conversion	89-95	JTF580	17	JTR859	47	530	110
1000	Yamaha	FZS1000 Fazer	01-05	JTF579	16	JTR479	44	530	116
1000	Yamaha	FZ1	01-05	JTF579	16	JTR479	44	530	116
1000	Yamaha	FZ1 N,NA	06-14	JTF579	17	JTR479	45	530	122
1000	Yamaha	FZ1 S,SA,SZ Fazer ABS	06-14	JTF579	17	JTR479	45	530	122
1000	Yamaha	FZ1 Fazer (ABS)	15	JTF579	17	JTR479	45	530	122
1000	Yamaha	FZ1 E (FZS1000)	USA 14	JTF579	17	JTR479	45	530	122
1000	Yamaha	FZ1 YCG (California Ed.)	USA 09	JTF1595	16	JTR245/3	46	520	
1000	Yamaha	FZ1 YG,YL,YCL	USA 09	JTF579	17	JTR479	45	530	122
1000	Yamaha	FZ-1 ZB/ZCB/ZCR/ZR/AS/ACS/BW/BCW/E/EC/FC	USA 10-15	JTF579	17	JTR479	45	530	122
1000	Yamaha	FZ-1 ZB/ZCB/ZCR/ZR/AS/ACS/BW/BCW/E/EC/FC <<< 520 Chain Conversion	USA 10-15	JTF1579	17	JTR1486	45	520	122
1000	Yamaha	GTS1000 A/AC - E,F	93-00	JTF584	17	JTR866	47	532	118
1000	Yamaha	GTS1000 A/AC - E,F <<< 530 Chain Conversion	93-00	JTF580	17	JTR859	47	530	118
1000	Yamaha	MT-10	16			JTR1479	42	530	
1000	Yamaha	TR1 (TR1000)	81-85	JTF574	16	JTR858	35	630	90
1000	Yamaha	XV1000	81-82	JTF574	16	JTR858	35	630	90
1000	Yamaha	YZF 1000 R Thunder Ace	45V,4VF 96-02	JTF584	17	JTR866	46	532	110
1000	Yamaha	YZF 1000 R Thunder Ace <<< 530 Chain Conversion	45V,4VF 96-02	JTF580	17	JTR859	46	530	110
1000	Yamaha	YZF 1000 R Thunder Ace	4VD 98-00	JTF584	17	JTR866	47	532	110
1000	Yamaha	YZF 1000 R Thunder Ace <<< 530 Chain Conversion	4VD 98-00	JTF580	17	JTR859	47	530	110
1000	Yamaha	YZF R1	4XV,5PW 98-03	JTF579	16	JTR479	43	530	114
1000	Yamaha	YZF R1 <<< 520 Chain Conversion	98-03	JTF1579	16	JTR486	43	520	114
1000	Yamaha	YZF R1 <<< 520 Chain Conversion	98-03	JTF1579	16	JTA486	43	520	114
1000	Yamaha	YZF R1	5VY 04-05	JTF579	17	JTR479	45	530	116
1000	Yamaha	YZF R1 <<< 520 Chain Conversion	04-05	JTF1579	17	JTR486	45	520	116
1000	Yamaha	YZF R1 <<< 520 Chain Conversion	04-05	JTF1579	17	JTA486	45	520	116
1000	Yamaha	YZF R1	06-08	JTF579	17	JTR479	45	530	118
1000	Yamaha	YZF R1 <<< 520 Chain Conversion	06-08	JTF1579	17	JTR486	45	520	118
1000	Yamaha	YZF R1 <<< 520 Chain Conversion	06-08	JTF1579	17	JTA486	45	520	118
1000	Yamaha	YZF R1	14B,1KB 09-14	JTF579	17	JTR1479	47	530	120
1000	Yamaha	YZF R1 <<< 520 Chain Conversion	09-14	JTF1579	17	JTR486	47	520	120
1000	Yamaha	YZF R1 <<< 520 Chain Conversion	09-14	JTF1579	17	JTA486	47	520	120
1000	Yamaha	YZF R1	15-16	JTF1591	16	JTR1877	41	525	114
1000	Yamaha	YZF R1 <<< 520 Chain Conversion	15-16	JTF1579	16	JTR1303	41	520	114
1000	Yamaha	YZF R1 <<< 520 Chain Conversion	15-16	JTF1579	16	JTA1303	41	520	114
1000	Yamaha	YZF R1 M	15-16	JTF1591	16	JTR1877	41	525	114
1000	Yamaha	YZF R1 M <<< 520 Chain Conversion	15-16	JTF1579	16	JTR1303	41	520	114
1000	Yamaha	YZF R1 M <<< 520 Chain Conversion	15-16	JTF1579	16	JTA1303	41	520	114
1000	Yamaha	YZF R1 World GP 50th Anniversary Edition	12	JTF579	17	JTR1479	47	530	120
1000	Yamaha	YZF R1 World GP 50th Anniv. Ed. <<< 520 Chain Conversion	12	JTF1579	17	JTR486	47	520	120
1000	Yamaha	YZF R1 World GP 50th Anniv. Ed. <<< 520 Chain Conversion	12	JTF1579	17	JTA486	47	520	120
1000	Yamaha	YZF R1 60th Anniversary Edition	16	JTF1591	16		41	525	114
1000	Yamaha	YZF R1 60th Anniv. Ed. <<< 520 Chain Conversion	16	JTF1579	16		41	525	114
1000	Yamaha	YZF-R1 LE	USA 10	JTF579	17	JTR1479	47	530	120
1000	Yamaha	YZF-R1 LE <<<<< 520 Chain Conversion	USA 10	JTF1579	17	JTR486	47	520	120
1000	Yamaha	YZF-R1 LE <<<<< 520 Chain Conversion	USA 10	JTF1579	17	JTA486	47	520	120
1000	Yamaha	YZF R1 SP	06	JTF579	17	JTR479	45	530	118
1000	Yamaha	YZF R1 SP <<< 520 Chain Conversion	06	JTF1579	17	JTR486	45	520	118
1000	Yamaha	YZF R1 SP <<< 520 Chain Conversion	06	JTF1579	17	JTA486	45	520	118
1000	Yamaha	YZF R1 S	16	JTF1591	16		41	525	114
1000	Yamaha	YZF R1 S <<< 520 Chain Conversion	16	JTF1579	16		41	525	114
1100	Yamaha	FJ1100 L,N	84-85	JTF579	17	JTR859	41	530	110
1100	Yamaha	FJ1100 L,N,CN,CL	USA 84-85	JTF579	17	JTR859	42	530	110
1200	Yamaha	FJ1200	86-90	JTF579	17	JTR859	40	530	110
1200	Yamaha	FJ1200	3XW,YA 91-94	JTF579	17	JTR859	39	530	110
1200	Yamaha	FJ1200 S,T,CS,CT	USA 86-87	JTF579	17	JTR859	41	530	110

CC	Make	Model	Year	Front Sprocket	T	Rear		Chain		
						Sprocket	T	Pitch	Length	
1200	Yamaha	FJ1200 W,A,B,D,CW,CA,CB,CD,AD,AE,ACD,ACE	USA	89-93	JTF579	17	JTR859	40	530	110
1200	Yamaha	FJ1200/FJ1200 A		95-96	JTF579	17	JTR859	39	530	110
1200	Yamaha	XJR1200		95-98	JTF585	17	JTR866	38	532	110
1200	Yamaha	XJR1200 <<< 530 Chain Conversion		95-98	JTF579	17	JTR859	38	530	110
1300	Yamaha	XJR1300		99-01	JTF579	17	JTR859	38	530	110
1300	Yamaha	XJR1300		02-03	JTF579	17	JTR859	39	530	112
1300	Yamaha	XJR1300		04-06	JTF579	17	JTR479	39	530	112
1300	Yamaha	XJR1300		07-15	JTF579	17	JTR479	38	530	110
1300	Yamaha	XJR1300 C		15-16	JTF579	17	JTR479	38	530	110
1300	Yamaha	XJR1300 SP		99-01	JTF579	17	JTR859	38	530	110
1670	Yamaha	MT-01		05-11	JTF579	17	JTR479	39	530	114





PROFESSIONAL RACING SPROCKETS



MX series front sprockets

Special Self Cleaning grooves

Optimised lightweight design

Best Chromoly steel alloy

Fully heat treated for maximum
strength and durability

World's No. 1 Maker of high quality sprockets
constantly raising the standards of competition

Aluminium Alloy rear sprockets

Special Self Cleaning grooves

Optimised lightweight design

Best 7075-T6 aviation grade alloy

Silk finish silver anodising



JT
SPROCKETS

CC	Make	Model	Year	Front Sprocket	T	Rear Sprocket	T	Aluminium Rear Sprocket	Chain Pitch	Chain Length	
Aeon ATV											
125	Aeon	125 Cobra RS Sport	00-03		17	JTR1910	32		520	70	
125	Aeon	125 Cobra RSII	00-04		17	JTR1910	32		520	72	
180	Aeon	180 Cobra RS Sport	00-04		17	JTR1910	32		520	70	
180	Aeon	180 Cobra RSII	00-04		17	JTR1910	32		520	72	
180	Aeon	180 Cobra Utility	00-04		17	JTR1910	32		520	70	
180	Aeon	180 Overland	00-06		17	JTR1910	32		520	72	
190	Aeon	190 Overland	07-09		17	JTR1910	32		520	72	
220	Aeon	220 Cobra	05-06		13	JTR1910	32		520	86	
Aprilia Off Road Bikes											
200	Aprilia	Rotax (Large Spline)	87-88	JTF402	13		38		520		
240	Aprilia	TXR240M	88	JTF402	13		38		520	98	
240	Aprilia	Climber 240/280/300	89-96	JTF394	11		42		520	98	
300	Aprilia	TX300 Rotax (Small Spline)	85-86	JTF393	13		38		520	98	
311	Aprilia	TX311	86-87	JTF402	13		38		520	94	
312	Aprilia	TXR312M	88-90	JTF402	13		38		520	98	
Betamotor Off Road Bikes											
250	Betamotor	250 RR	05-12	JTF1901SC	14	JTR822	52	JTA822	520	114	
250	Betamotor	250 RR 2T	13-16	JTF1901SC	13	JTR210	49	JTA210	520	114	
300	Betamotor	300 RR 2T	13-15	JTF1901SC	13	JTR210	49	JTA210	520	114	
350	Betamotor	350 RR	11-12	JTF1901SC	13	JTR822	50	JTA822	520	114	
350	Betamotor	350 RR	13-16	JTF1901SC	13	JTR210	50	JTA210	520	114	
390	Betamotor	390 RR	15-16	JTF1901SC	13	JTR210	49	JTA210	520	114	
390	Betamotor	390 RS	15-16	JTF1901SC	13	JTR210	49	JTA210	520	114	
400	Betamotor	400 RR	05-09	JTF1901SC	14	JTR822	50	JTA822	520	114	
400	Betamotor	400 RR	10-12	JTF1901SC	13	JTR822	50	JTA822	520	114	
400	Betamotor	400 RR	13-16	JTF1901SC	13	JTR210	50	JTA210	520	114	
430	Betamotor	430 RR	15-16	JTF1901SC	13	JTR210	48	JTA210	520	112	
430	Betamotor	430 RS	15-16	JTF1901SC	13	JTR210	48	JTA210	520	112	
450	Betamotor	450 RR	05-09	JTF1901SC	14	JTR822	50	JTA822	520	114	
450	Betamotor	450 RR	10-12	JTF1901SC	13	JTR822	48	JTA822	520	112	
450	Betamotor	450 RR	13-14	JTF1901SC	13	JTR210	48	JTA210	520	112	
480	Betamotor	480 RR	15-16	JTF1901SC	13	JTR210	48	JTA210	520	112	
498	Betamotor	498 RR	12	JTF1901SC	13	JTR822	48	JTA822	520	112	
498	Betamotor	498 RR	13-16	JTF1901SC	13	JTR210	48	JTA210	520	112	
520	Betamotor	520 RR	10-14	JTF1901SC	13	JTR822	48	JTA822	520	112	
525	Betamotor	525 RR	05-09	JTF1901SC	14	JTR822	50	JTA822	520	114	
BMW Off Road Bikes											
450	BMW	G450 X	K16	08-09	JTF403	15	JTR8	48		520	114
450	BMW	G450 X	K16	10	JTF403	15	JTR8	48		520	114
Bombardier ATV											
200	Bombardier	200 Rally	04-06	JTF402	13		42		520	78	
450	Bombardier	450 DS	08	JTF394	14		42		520	102	
650	Bombardier	DS650	00-03	JTF3411	16	JTR1420	40		530		
650	Bombardier	DS650	04-05	JTF3411	16	JTR1421	40		530		
650	Bombardier	DS650 Baja	02-03	JTF3411	16	JTR1420	40		530		
650	Bombardier	DS650 Baja	04	JTF3411	16	JTR1421	40		530		
650	Bombardier	DS650 DS	04	JTF3411	16	JTR1421	40		530		
650	Bombardier	DS650 X	04-07	JTF3411	16	JTR1421	40		530		
Cagiva Off Road Bikes											
125	Cagiva	125 Enduro	81-82	JTF422	12		48		520	116	
125	Cagiva	125 WMX	82	JTF422	13		48		520	108	
125	Cagiva	125 WMX	83-84	JTF422	13		49		520	116	
125	Cagiva	125 WMX GP	85-88	JTF422	12	JTR510	52		520	112	

CC	Make	Model	Year	Front Sprocket	T	Rear Sprocket	T	Aluminium Rear Sprocket	Chain Pitch	Chain Length
125	Cagiva	125 WMX GP	89-92	JTF718	12	JTR822	50	JTA822	520	114
250	Cagiva	250 WMX	83-84	JTF422	13		49		520	108
250	Cagiva	250 WMX	87-88	JTF718	13	JTR510	48		520	116
250	Cagiva	250 WMX	89-92	JTF507	14	JTR822	46	JTA822	520	116
500	Cagiva	500 WMX	85	JTF422	13				520	120

Derbi ATV

250	Derbi	250 DXR	04-08	JTF270	14		40		520	94
-----	-------	---------	-------	--------	----	--	----	--	-----	----

Gas Gas Off Road Bikes

50	Gas Gas	50 Rookie	02-05		12	JTR1131	52		420	130
125	Gas Gas	125 Enduro	00-02		13	JTR822	52	JTA822	520	118
125	Gas Gas	125 EC	03-12	JTF564	13	JTR822	48	JTA822	520	112
125	Gas Gas	125 EC Racing	13	JTF564	13	JTR822	50	JTA822	520	112
125	Gas Gas	125 EC R	14	JTF564	13		50		520	112
125	Gas Gas	125 EC R	15	JTF564	13		46		520	112
200	Gas Gas	200 EC	00-02	JTF715	13	JTR822	51	JTA822	520	116
200	Gas Gas	200 EC	03-14	JTF715	13	JTR822	48	JTA822	520	114
200	Gas Gas	200 EC R	03-15	JTF715	13	JTR822	48	JTA822	520	114
250	Gas Gas	250 EC	00	JTF715	13	JTR822	47	JTA822	520	114
250	Gas Gas	250 EC / MC	01-10	JTF715	13	JTR822	48	JTA822	520	112
250	Gas Gas	250 EC 2T	11-14	JTF715	13	JTR822	48	JTA822	520	112
250	Gas Gas	250 EC CAMI	14		12		44		520	
250	Gas Gas	250 EC E	12	JTF715	13	JTR822	48	JTA822	520	112
250	Gas Gas	250 EC E	13	JTF715	13	JTR822	50	JTA822	520	112
250	Gas Gas	250 EC E	14	JTF715	13	JTR822	48	JTA822	520	112
250	Gas Gas	250 EC E R	14-15	JTF715	13	JTR822	48	JTA822	520	112
250	Gas Gas	250 EC R	14-15	JTF715	13	JTR822	48	JTA822	520	112
250	Gas Gas	250 EC 2T Replica / Racing	12-14	JTF715	13	JTR822	48	JTA822	520	112
250	Gas Gas	250 EC 4T	11-12	JTF1590SC	13	JTR822	48	JTA822	520	114
250	Gas Gas	250 EC F 4T	12	JTF1590SC	13	JTR822	50	JTA822	520	114
250	Gas Gas	250 EC F 4T	13-15	JTF1590SC	13	JTR822	48	JTA822	520	114
250	Gas Gas	250 EC Six Days	11-12	JTF1590SC	13	JTR822	48	JTA822	520	114
300	Gas Gas	300 EC	00	JTF715	13	JTR822	47	JTA822	520	114
300	Gas Gas	300 EC / MC / E	01-12	JTF715	13	JTR822	48	JTA822	520	114
300	Gas Gas	300 EC E	13-14	JTF715	13	JTR822	50	JTA822	520	114
300	Gas Gas	300 EC E R	14	JTF715	13	JTR822	48	JTA822	520	114
300	Gas Gas	300 EC R	14	JTF715	13	JTR822	48	JTA822	520	114
300	Gas Gas	300 EC Replica	12-14	JTF715	13	JTR822	48	JTA822	520	114
300	Gas Gas	300 EC Racing	12	JTF715	13	JTR822	48	JTA822	520	114
300	Gas Gas	300 EC F	13-15	JTF1590SC	13	JTR822	48	JTA822	520	114
300	Gas Gas	300 EC F Six Days 4T	12	JTF1590SC	13	JTR822	50	JTA822	520	114
400	Gas Gas	400 EC FSE	00	JTF715	13	JTR822	48	JTA822	520	116
400	Gas Gas	400 SM FSE	03-04	JTF715	13	JTR822	42	JTA822	520	112
450	Gas Gas	450 EC FSE	03-11	JTF715	13	JTR822	48	JTA822	520	116
450	Gas Gas	450 EC F	13-15	JTF1590SC	13	JTR822	48	JTA822	520	114
450	Gas Gas	450 SM FSE	03-04	JTF715	13	JTR822	42	JTA822	520	112
450	Gas Gas	450 SM	09	JTF715	13	JTR822	42	JTA822	520	108
515	Gas Gas	515 EC	09	JTF715	13	JTR822	48	JTA822	520	
515	Gas Gas	515 SM	09	JTF715	13	JTR822	42	JTA822	520	108

Honda Off Road Bikes

50	Honda	CR50	83-85	JTF253	14	JTR1214	47		420	108
50	Honda	CRF50 F-4,5,6,7,8,9,A,B,C	04-12	JTF1256	14	JTR1213	37		420	78
50	Honda	CRF50 F-D,E,F,G	13-16	JTF1256	14	JTR1213	37		420	78
50	Honda	XR50	00-04	JTF1256	14	JTR1213	37		420	118
50	Honda	Z50 R	USA 79-81	JTF252	12	JTR255	37		420	76
50	Honda	Z50 R	USA 82-87	JTF252	13	JTR255	37		420	76

CC	Make	Model	Year	Front Sprocket	T	Rear Sprocket	T	Aluminium Rear Sprocket	Chain Pitch	Chain Length
50	Honda	Z50 RD	USA 86	JTF252	13	JTR255	37		420	76
50	Honda	Z50 R	USA 88-99	JTF252	14		37		420	76
50	Honda	Z50 RD	USA 92-93	JTF252	14		37		420	76
60	Honda	CR60 R	USA 83-84	JTF253	14	JTR1214	45		420	104
60	Honda	CR60	85-86	JTF253	14	JTR1214	45		420	104
70	Honda	CL70	USA 77-82	JTF253	15	JTR256	35		420	86
70	Honda	CRF70 F-4,5,6,7,8,9,A,B,C	04-12	JTF1256	15	JTR1214	36		420	86
70	Honda	CT70	USA 69-82	JTF253	15	JTR256	35		420	86
70	Honda	CT70	USA 91-94	JTF253	15	JTR256	35		420	86
70	Honda	XR70 RV,RW,RX	97-99	JTF253	15	JTR1214	36		420	86
70	Honda	XR70 RY,R-1,R-2,R-3	00-03	JTF1256	15	JTR1214	36		420	86
75	Honda	XR75 K1-K5	74-78	JTF252	14	JTR256	46		420	100
80	Honda	CR80 RA Elsinore	80	JTF253	14	JTR239	47		420	108
80	Honda	CR80 RB Elsinore	81	JTF253	14	JTR239	47		420	112
80	Honda	CR80 RC	82	JTF253	14	JTR1214	47		420	114
80	Honda	CR80 RD,RE	83-84	JTF253	14	JTR1214	49		420	116
80	Honda	CR80 RF	85	JTF253	15	JTR215	49	JTA215	420	114
80	Honda	CR80 R2F	85	JTF253	14	JTR239	54		420	128
80	Honda	CR80 RG	86	JTF1256	15	JTR215	49	JTA215	420	114
80	Honda	CR80 RG >>> 428 Chain Conversion	86	JTF1257	15	JTR217	49	JTA217	428	114
80	Honda	CR80 R2G	86	JTF1256	14	JTR239	54		420	128
80	Honda	CR80 RH,RJ,RK,RL,RM,RN,RP,RR, RS	87-95	JTF1256	15	JTR215	49	JTA215	420	114
80	Honda	CR80 R >>> 428 Chain Conversion	87-95	JTF1257	15	JTR217	49	JTA217	428	114
80	Honda	CR80 RT,RV,RW,RX,RY,R-1,R-2	96-02	JTF1256	15	JTR215	49	JTA215	420	116
80	Honda	CR80 R >>> 428 Chain Conversion	96-02	JTF1257	15	JTR217	49	JTA217	428	116
80	Honda	CR80 R2-T,V,W,X,Y,1,2 Expert	96-02	JTF1256	15	JTR215	55	JTA215	420	126
80	Honda	CR80 R2 Expert >>> 428 Chain Conversion	96-02	JTF1257	15	JTR217	55	JTA217	428	126
80	Honda	CRF80 F-4,5,6,7,8,9,A,B,C,D	04-13	JTF252	14	JTR1214	46		420	110
80	Honda	XR80 R-A,B,C,D,E	79-84	JTF252	14	JTR256	46		420	100
80	Honda	XR80 R-F,G,H,I,K,L,M,N,P,R,S,T,V,X,Y,1,2,3	85-03	JTF252	14	JTR1214	46		420	110
85	Honda	CR85 R-3,4	03-04	JTF1256	15	JTR215	50	JTA215	420	116
85	Honda	CR85 R-3,4 >>> 428 Chain Conversion	03-04	JTF1257	15	JTR217	50	JTA217	428	116
85	Honda	CR85 R-5,6,7	05-07	JTF1256	15	JTR215	49	JTA215	420	116
85	Honda	CR85 R-5,6,7 >>> 428 Chain Conversion	05-07	JTF1257	15	JTR217	49	JTA217	428	116
85	Honda	CR85 RB-3,4 Expert	03-04	JTF1256	15	JTR215	56	JTA215	420	124
85	Honda	CR85 RB-3,4 Expert >>> 428 Chain Conversion	03-04	JTF1257	15	JTR217	56	JTA217	428	124
85	Honda	CR85 RB-5,6,7 Expert	05-07	JTF1256	15	JTR215	55	JTA215	420	124
85	Honda	CR85 RB-5,6,7 Expert >>> 428 Chain Conversion	05-07	JTF1257	15	JTR217	55	JTA217	428	124
100	Honda	CRF100 F-4,5,6,7,8,9,A,B,C,D	04-13	JTF274	14	JTR1204	50		428	118
100	Honda	XR100	USA 81-84	JTF274	14	JTR999	50		428	112
100	Honda	XR100 R-F,G,H,I,K,L,M,N,P,R,S,T,V,W,X,Y,1,2,3	85-03	JTF274	14	JTR1204	50		428	118
110	Honda	CRF110 F-D,E,F,G	13-16	JTF253	14	JTR1214	38		420	86
125	Honda	CR125 RZ	79	JTF266	13		51		520	110
125	Honda	CR125 RA, RB	80-81	JTF266	13		51		520	110
125	Honda	CR125 RC	82	JTF266	13		51		520	112
125	Honda	CR125 RD, RE	83-84	JTF266	13	JTR210	51	JTA210	520	112
125	Honda	CR125 RF	85	JTF266	13	JTR210	51	JTA210	520	114
125	Honda	CR125 RG	86	JTF268	13	JTR210	51	JTA210	520	114
125	Honda	CR125 RH,RJ,RK,RL,RM,RN,RP,RR,RS,RT	87-96	JTF326	13	JTR210	51	JTA210	520	114
125	Honda	CR125 RV	97	JTF326	12	JTR210	49	JTA210	520	112
125	Honda	CR125 RW,RX	98-99	JTF326	13	JTR210	51	JTA210	520	114
125	Honda	CR125 RY,R-1	00-01	JTF326	13	JTR210	52	JTA210	520	114
125	Honda	CR125 R-2	02	JTF326	13	JTR210	51	JTA210	520	114
125	Honda	CR125 R-3	03	JTF326	13	JTR210	52	JTA210	520	116
125	Honda	CR125 R-4,5,6,7	04-07	JTF1323SC	13	JTR210	52	JTA210	520	116
125	Honda	CRF125 F-E,F,G	14-16	JTF277	13	JTR1204	46		428	112

CC	Make	Model	Year	Front Sprocket	T	Rear Sprocket	T	Aluminium Rear Sprocket	Chain Pitch	Chain Length		
125	Honda	CRF125 FB-F,G	15-16	JTF277	13	JTR1204	49		428	112		
125	Honda	CRM125	90-93	JTF327	14	JTR604	38		520	106		
125	Honda	TL125 S/K2	USA	JTF259	15	JTR269	60		428	120		
150	Honda	CRF150 F-3,4,5	03-05	JTF327	13	JTR210	48	JTA210	520	112		
150	Honda	CRF150 F-6,7,8,9,A,B,C,D,E,F,G	06-16	JTF327	13	JTR210	47	JTA210	520	104		
150	Honda	CRF150 R-7,8,9,A,B,C,D,E,F,G	07-16	JTF1310SC	15	JTR215	50	JTA215	420	120		
150	Honda	CRF150 RB-7,8,9,A,B,C,D,E,F,G	07-16	JTF1310SC	15	JTR215	56	JTA215	420	126		
175	Honda	MR175	USA		14		43		428	118		
200	Honda	TLM200 RF	MD15	Japan		JTF329	13		37	520	96	
200	Honda	TLM200 RH	MD15	Japan		JTF329	13		34	520	94	
200	Honda	TLR200 D	83	JTF329	13	JTR1208	44		520	96		
200	Honda	TLR200 Reflex	USA	86-87	JTF328	13	JTR1208	44	520	96		
200	Honda	TR200 Fatcat	USA	86-87	JTF1352	13	JTR1207	39	520	100		
200	Honda	XR200 RA,RB	80-81	JTF328	13	JTR1977	48		520	102		
200	Honda	XR200 RC,RD Pro Link	81-83	JTF328	13	JTR254	50		520	106		
200	Honda	XR200 RE,RF	84-85	JTF328	13	JTR245/2	50		520	108		
200	Honda	XR200 R	USA	86-02	JTF328	13	JTR245/2	47	520	108		
200	Honda	XR200 RG,RH	Australia	86-87	JTF287	13	JTR245/2	46	520	108		
200	Honda	XR200 RL,RN	Australia	89-92	JTF287	13	JTR245/2	46	520	108		
200	Honda	XR200 RP,RR	Australia	93-94	JTF287	13	JTR245/2	48	520	108		
220	Honda	TLM220 RJ,RL	MD23	Japan		JTF329	13		31	520	92	
230	Honda	CRF230 F-3,4,5,6,7,8,9,A,B,C,D,E,F,G	03-16	JTF327	13	JTR210	50	JTA210	520	110		
230	Honda	CRF230 L-8,9	08-09	JTF287	13	JTR210	39	JTA210	520	100		
250	Honda	CR250 M	USA	73-74		JTR1977	48		520	104		
250	Honda	CR250 M1	USA	75-76			48		520	104		
250	Honda	CR250 RZ,RA	79-80	JTF337	14		49		520	108		
250	Honda	CR250 RB,RC,RD	81-83	JTF337	14		54		520	114		
250	Honda	CR250 RE,RF	84-85	JTF337	14	JTR210	51	JTA210	520	114		
250	Honda	CR250 RG	86	JTF285	14	JTR210	51	JTA210	520	114		
250	Honda	CR250 RH	87	JTF285	14	JTR210	53	JTA210	520	116		
250	Honda	CR250 RJ,RK	88-89	JTF284SC	14	JTR210	51	JTA210	520	116		
250	Honda	CR250 RL,RM	90-91	JTF284SC	14	JTR210	53	JTA210	520	116		
250	Honda	CR250 RN,RP	92-93	JTF284SC	13	JTR210	49	JTA210	520	112		
250	Honda	CR250 RR,RS	94-95	JTF284SC	13	JTR210	49	JTA210	520	114		
250	Honda	CR250 RT,RV,RW,RX,RY,R-1,R-2	96-02	JTF284SC	13	JTR210	50	JTA210	520	114		
250	Honda	CR250 RH	03	JTF284SC	13	JTR210	48	JTA210	520	114		
250	Honda	CR250 R-4	04	JTF284SC	13	JTR210	50	JTA210	520	114		
250	Honda	CR250 R-5	05	JTF284SC	13	JTR210	49	JTA210	520	116		
250	Honda	CR250 R-6,7,8	06-08	JTF284SC	13	JTR210	49	JTA210	520	114		
250	Honda	CRF250 L-D,E,F,G	13-16	JTF1321	14	JTR301	40		520	106		
250	Honda	CRF250 R-4,5,6,7,8,9,A	04-10	JTF1323SC	13	JTR210	51	JTA210	520	114		
250	Honda	CRF250 R-B,C,D,E,F,G	11-16	JTF1323SC	13	JTR210	49	JTA210	520	116		
250	Honda	CRF250 R-A	USA	10	JTF1323SC	13	JTR210	48	JTA210	520	116	
250	Honda	CRF250 X-4,5,6,7,8,9,A,B,C,D,E,F,G	04-16	JTF1323SC	14	JTR210	53	JTA210	520	116		
250	Honda	CRF250 XRL	15									
250	Honda	CR250	France	97	JTF284SC	13	JTR210	49	JTA210	520	114	
250	Honda	CRM250 K,K2,L	Japan	91	JTF284SC	14	JTR210	40	JTA210	520	108	
250	Honda	CRM250 RK,RM	MD24	Japan		JTF284SC	14	JTR301	40	520	108	
250	Honda	CRM250 M,M2,N,P,R,S	Japan	91-95	JTF1322	14	JTR301	42	520	110		
250	Honda	CRM250 RP2	MD24	Japan		JTF1322	14	JTR210	42	JTA210	520	110
250	Honda	CRM250 AR	MD32	Japan	97-99	JTF1322	14	JTR210	42	JTA210	520	110
250	Honda	MR250	USA	76			47		520	104		
250	Honda	TL250	USA	75-76								
250	Honda	TLR250		85-87	JTF1329	10		39	520	96		
250	Honda	TLR250 RG	MD18	Japan			14	43	520	98		
250	Honda	XR250 RC,RD		82-83	JTF281	13	JTR245/2	53	520	104		

CC	Make	Model	Year	Front Sprocket	T	Rear Sprocket	T	Aluminium Rear Sprocket	Chain Pitch	Chain Length
250	Honda	XR250 RE,RF	84-85	JTF328	13	JTR245/2	50		520	108
250	Honda	XR250 RG,RH	86-87	JTF328	13	JTR245/2	48		520	108
250	Honda	XR250 RG,RH	Australia 86-87	JTF287	13	JTR245/2	48		520	108
250	Honda	XR250 RJ,RK	88-89	JTF327	13	JTR245/2	48		520	108
250	Honda	XR250 RL,RM,RN,RP,RR,RS	90-95	JTF327	13	JTR301	48		520	108
250	Honda	XR250 RL,RM,RN,RP,RR,RS	Australia 90-95	JTF327	13	JTR301	40		520	
250	Honda	XR250 RT,RV,RW,RX,RY,R-1,R-2,R-3,R-4	96-04	JTF1321	13	JTR210	48	JTA210	520	106
250	Honda	XR250 III S (Baja)	96	JTF1321	13	JTR210	39	JTA210	520	
350	Honda	XR350 RD,RE	83-84	JTF287	14	JTR245/2	42		520	104
350	Honda	XR350 RF,RG,RH	85-87	JTF1336	14	JTR245/2	42		520	106
400	Honda	XR400 RT,RV,RW,RX,RY,R-1,R-2,R-3,R-4	96-04	JTF1322	15	JTR210	45	JTA210	520	108
450	Honda	CR450 RB	81	JTF337	14		54		520	116
450	Honda	CRF450 R-2,R-3	02-03	JTF2845C	13	JTR210	50	JTA210	520	114
450	Honda	CRF450 R-4,5,6,7,8,9,A,B,C,D,E,F,G	04-16	JTF2845C	13	JTR210	48	JTA210	520	116
450	Honda	CRF450 X-5,6,7,8,9,A,B,C,D,E,F,G	05-16	JTF2845C	13	JTR210	51	JTA210	520	114
450	Honda	CRF450 XRL	15							
480	Honda	CR480 RC,RD	82-83	JTF337	14		54		520	118
500	Honda	CR500 RE,RF	84-85	JTF337	14	JTR210	51	JTA210	520	116
500	Honda	CR500 RG,RH	86-87	JTF285	14	JTR210	51	JTA210	520	116
500	Honda	CR500 RJ,RK,RL,RM	88-91	JTF2845C	14	JTR210	51	JTA210	520	116
500	Honda	CR500 RN,RP,RR,RS,RT,RV,RW,RX,RY,R-1	92-01	JTF2845C	14	JTR210	49	JTA210	520	114
500	Honda	XR500 SA,SZ	79-80	JTF281	14	JTR245/2	48		520	104
500	Honda	XR500 RB,RC	81-82	JTF281	14	JTR245/2	48		520	104
500	Honda	XR500 RD,RE,RF	83-85	JTF281	14	JTR245/2	48		520	108
600	Honda	XR600 RF,RG,RH	85-87	JTF281	14	JTR245/2	48		520	110
600	Honda	XR600 RJ,RK,RL	88-90	JTF281	14	JTR245/3	50		520	112
600	Honda	XR600 RM,RN,RP,RR,RS,RT,RV,RW,RX,RY	91-00	JTF1309	14	JTR301	48		520	110



CC	Make	Model	Year	Front Sprocket	T	Rear Sprocket	T	Aluminium Rear Sprocket	Chain Pitch	Chain Length
600	Honda	XR600 RP,RR	Australia 93-94	JTF1309	14	JTR301	40		520	108
650	Honda	XR650 R-Y,1,2,3,4,5,6,7	00-07	JTF1307	14	JTR210	48	JTA210	520	110
Honda Three Wheels										
70	Honda	ATC70	76-81	JTF253	14	JTR256	35		420	72
70	Honda	ATC70	82-85	JTF252	13	JTR256	36		420	72
90	Honda	ATC90 K1,K2,K3	73-78		15		49		428	86
110	Honda	ATC110	79-85		15		49		428	
125	Honda	ATC125 M	84-85		14		49		428	92
125	Honda	ATC125 M	86-87		12		48		428	96
185	Honda	ATC185	80	JTF1325	11		47		520	90
185	Honda	ATC185 S	81-82	JTF1325	11		41		520	82
185	Honda	ATC185 S	83	JTF1325	11		41		520	82
200	Honda	ATC200	81-82	JTF1325	11		47		520	90
200	Honda	ATC200 E Big Red	82		11		47		520	90
200	Honda	ATC200	83	JTF1325	11		47		520	90
200	Honda	ATC200 E Big Red	83		11		47		520	90
200	Honda	ATC200 M	84-85	JTF1325	11		47		520	92
200	Honda	ATC200 S	84-86	JTF1325	11		43		520	84
200	Honda	ATC200 X	83-85	JTF1329	12	JTR1353	40		520	88
200	Honda	ATC200 X	86-87	JTF1352	13	JTR1354	38		520	86
250	Honda	ATC250 R	81-82	JTF1350	13		44		520	84
250	Honda	ATC250 R	83-84	JTF337	13		42		520	90
250	Honda	ATC250 R	85	JTF337	13		39		520	96
250	Honda	ATC250 R	86	JTF337	13	JTR1350	39	JTA1350	520	96
350	Honda	ATC350 X	85	JTF1336	13	JTR1351	40		520	90
350	Honda	ATC350 X	86	JTF1336	13	JTR1352	40		520	90
Honda Four Wheels										
70	Honda	TRX70	86-87	JTF252	13	JTR256	36		420	72
90	Honda	TRX90 Fourtrax	93-08	JTF277	13	JTR1355	50		428	98
90	Honda	TRX90 X	09-12	JTF277	13	JTR1355	50		428	98
90	Honda	TRX90 X	13-15	JTF277	13	JTR1355	50		428	100
125	Honda	TRX125 Fourtrax	85-86		13	JTR1355	50		428	92
125	Honda	TRX125 Fourtrax	87-88		12	JTR1355	48		428	94
200	Honda	TRX200 SX Fourtrax	86-88	JTF1324	12		42		520	80
200	Honda	TRX200 Fourtrax / D Fourtrax Type II	90-97	JTF1324	12	JTR1486	42		520	88
250	Honda	TRX250 R	86-87	JTF337	13	JTR1350	39	JTA1350	520	96
250	Honda	TRX250 R	88-89	JTF337	13	JTR1350	38	JTA1350	520	92
250	Honda	TRX250 X / R	87-92	JTF1352	13	JTR1350	38	JTA1350	520	86
300	Honda	TRX300 EX Fourtrax	93-08	JTF1352	13	JTR1350	38	JTA1350	520	86
300	Honda	TRX300 X	09	JTF1352	13	JTR1350	38	JTA1350	520	86
400	Honda	TRX400 EX Sportrax	99-04	JTF1322	15	JTR1350	38	JTA1350	520	94
400	Honda	TRX400 EX Sportrax	05-08	JTF1309	14	JTR1350	39	JTA1350	520	94
400	Honda	TRX400 X	09-12	JTF1309	14	JTR1350	39	JTA1350	520	94
400	Honda	TRX400 X	13-14	JTF1309	14	JTR1350	39	JTA1350	520	94
450	Honda	TRX450 R	04-05	JTF284SC	14	JTR1350	38	JTA1350	520	94
450	Honda	TRX450 R/ER (Elec Start & Kick Start)	06-14	JTF284SC	13	JTR1350	38	JTA1350	520	96
700	Honda	TRX700 XX	08-09	JTF284SC	14		37		520	
Husaberg Off Road Bikes										
125	Husaberg	TE125	12-13	JTF1901SC	13	JTR897	50	JTA897	520	
250	Husaberg	FE250	13-14	JTF1901SC	14	JTR897	50	JTA897	520	118
250	Husaberg	TE250	11-14	JTF1901SC	13	JTR897	50	JTA897	520	118
300	Husaberg	TE300	11-14	JTF1901SC	13	JTR897	50	JTA897	520	118
350	Husaberg	350 Enduro	92-95	JTF823	14	JTR1950	48		520	120
350	Husaberg	FC350 4 Speed	96-99	JTF823	15	JTR1950	44		520	120
350	Husaberg	FC350 4 Speed	00-01	JTF823	15	JTR897	44	JTA897	520	120

CC	Make	Model	Year	Front Sprocket	T	Rear Sprocket	T	Aluminium Rear Sprocket	Chain Pitch	Chain Length
350	Husaberg	FC350 6 Speed	96	JTF823	14	JTR1950	48		520	120
350	Husaberg	FC350 6 Speed	97-99	JTF823	15	JTR1950	48		520	120
350	Husaberg	FC350 6 Speed	00-01	JTF823	15	JTR897	48	JTA897	520	120
350	Husaberg	FE350	96-99	JTF823	14	JTR1950	48		520	120
350	Husaberg	FE350	00-01	JTF823	14	JTR897	48	JTA897	520	120
350	Husaberg	FE350	13	JTF1901SC	13	JTR897	52	JTA897	520	118
350	Husaberg	MX350	95	JTF823	14	JTR1950	48		520	120
390	Husaberg	FE390 Enduro	10-12	JTF1901SC	13	JTR897	52	JTA897	520	118
400	Husaberg	FC400 4 Speed	96-99	JTF823	15	JTR1950	44		520	120
400	Husaberg	FC400 4 Speed	00-01	JTF823	15	JTR897	44	JTA897	520	120
400	Husaberg	FC400 6 Speed	96	JTF823	14	JTR1950	48		520	120
400	Husaberg	FC400 6 Speed	97-99	JTF823	15	JTR1950	48		520	120
400	Husaberg	FC400 6 Speed	00-01	JTF823	15	JTR897	48	JTA897	520	120
400	Husaberg	FE400	96-99	JTF823	14	JTR1950	48		520	120
400	Husaberg	FE400 e	00-03	JTF823	14	JTR897	48	JTA897	520	120
450	Husaberg	FC450	04-06	JTF823	14	JTR897	48	JTA897	520	116
450	Husaberg	FE450 e	04-08	JTF823	14	JTR897	48	JTA897	520	116
450	Husaberg	FE450 Enduro	09-14	JTF1901SC	13	JTR897	52	JTA897	520	118
450	Husaberg	FS450 e	04-08	JTF823	15	JTR897	42	JTA897	520	120
450	Husaberg	FX450 Cross Country	10-12	JTF1901SC	13	JTR897	52	JTA897	520	118
499	Husaberg	MX499 4 Speed	92-95	JTF823	15	JTR1950	44		520	120
499	Husaberg	MX499 6 Speed	92-95	JTF823	14	JTR1950	48		520	120
501	Husaberg	501 Enduro	90-95	JTF823	14	JTR1950	48		520	120
501	Husaberg	FC501 4 Speed	96-99	JTF823	15	JTR1950	44		520	120
501	Husaberg	FC501 6 Speed	96	JTF823	14	JTR1950	48		520	120
501	Husaberg	FC501 6 Speed	97-99	JTF823	15	JTR1950	48		520	120
501	Husaberg	FC501 6 Speed	00-01	JTF823	15	JTR897	48	JTA897	520	120
501	Husaberg	FE501	96-99	JTF823	14	JTR1950	48		520	120
501	Husaberg	FE501	00-01	JTF823	14	JTR897	48	JTA897	520	120
501	Husaberg	FE501	13-14	JTF1901SC	14	JTR897	52	JTA897	520	120
501	Husaberg	MX501 4 Speed	92-95	JTF823	15	JTR1950	44		520	120
501	Husaberg	MX501 6 Speed	92-95	JTF823	14	JTR1950	48		520	120
550	Husaberg	FC550 6 Speed	03-04	JTF823	15	JTR897	42	JTA897	520	
550	Husaberg	FC550	05-08	JTF823	14	JTR897	48	JTA897	520	116
550	Husaberg	FE550 e	04-08	JTF823	15	JTR897	48	JTA897	520	116
550	Husaberg	FS550 e	07	JTF823		JTR897		JTA897	520	
570	Husaberg	FE570	09-12	JTF1901SC	13	JTR897	52	JTA897	520	118
570	Husaberg	FS570 Supermoto	10-11	JTF1901SC	14	JTR897	38	JTA897	520	118
600	Husaberg	600 Enduro	93-95	JTF823	14	JTR1950	48		520	
600	Husaberg	FC600 4 Speed	96-99	JTF823	15	JTR1950	44		520	
600	Husaberg	FC600 6 Speed	96-99	JTF823	15	JTR1950	48		520	
600	Husaberg	FC600 6 Speed	00-01	JTF823	15	JTR897	48	JTA897	520	
600	Husaberg	FE600	96-99	JTF823	14	JTR1950	48		520	
600	Husaberg	FE600	00-01	JTF823	14	JTR897	48	JTA897	520	
650	Husaberg	FE650 e	03-08	JTF823	15	JTR897	45	JTA897	520	114
650	Husaberg	FS650 c	05-08	JTF823	15	JTR897	40	JTA897	520	
650	Husaberg	FS650 e	03-08	JTF823	15	JTR897	40	JTA897	520	

Husqvarna Off Road Bikes

50	Husqvarna	50 CR	11-12							
50	Husqvarna	50 SM	11							
65	Husqvarna	65 CR	11-12		14		50			
85	Husqvarna	85 TC (17/14 Wheels)	15-16	JTF1907	14	JTR895	46		428	124
85	Husqvarna	85 TC (19/16 Wheels)	15-16	JTF1907	14	JTR895	49		428	124
125	Husqvarna	125 CR	84-87	JTF823	12	JTR223	52		520	116
125	Husqvarna	125 CR	90-94	JTF718	12	JTR822	52	JTA822	520	116
125	Husqvarna	125 CR	95-98		13	JTR822	50	JTA822	520	118

CC	Make	Model	Year	Front Sprocket	T	Rear Sprocket	T	Aluminium Rear Sprocket	Chain Pitch	Chain Length
125	Husqvarna	125 CR	99-09		13	JTR822	50	JTA822	520	118
125	Husqvarna	125 CR	10-12		13	JTR822	50	JTA822	520	112
125	Husqvarna	125 SMR	12							
125	Husqvarna	125 SMS	99		14	JTR822	50	JTA822	520	
125	Husqvarna	125 SMS	00		14	JTR822	49	JTA822	520	
125	Husqvarna	125 SMS	01-10		14	JTR822	49	JTA822	520	
125	Husqvarna	125 SMS	11		14	JTR822	49	JTA822	520	
125	Husqvarna	125 SMS	12		14	JTR822	49	JTA822	520	
125	Husqvarna	125 SMS4	11	JTF1550	14		54		428	
125	Husqvarna	125 TC	14-16	JTF1901SC	13	JTR897	50	JTA897	520	118
125	Husqvarna	125 TE	11-13	JTF1550	14		59		428	138
125	Husqvarna	125 TE	Europe 14-16	JTF1901SC	14	JTR897	50	JTA897	520	118
125	Husqvarna	125 TE	USA 16	JTF1901SC	13	JTR897	50	JTA897	520	118
125	Husqvarna	125 WR Enduro	83-84	JTF823	12	JTR223	48		520	110
125	Husqvarna	125 WR Enduro	85-87	JTF823	12	JTR223	52		520	118
125	Husqvarna	125 WRK Enduro	88-89	JTF823	12	JTR510	52		520	116
125	Husqvarna	125 WR Enduro	90-94	JTF718	12	JTR822	52	JTA822	520	116
125	Husqvarna	125 WR	95-97		13	JTR822	52	JTA822	520	116
125	Husqvarna	125 WR	98-09		13	JTR822	50	JTA822	520	
125	Husqvarna	125 WR	10-13		13	JTR822	50	JTA822	520	114
125	Husqvarna	125 WRE	95-98		13	JTR822	50	JTA822	520	114
125	Husqvarna	125 WRE	99-11		13	JTR822	52	JTA822	520	
125	Husqvarna	125 WRE	12							
240	Husqvarna	240 CR	84-88	JTF823	12	JTR223	52		520	116
240	Husqvarna	240 WR Enduro	85-88	JTF823	13	JTR223	52		520	116
240	Husqvarna	240 WR Enduro	90-91	JTF718	13	JTR822	46	JTA822	520	116
250	Husqvarna	250 CR	84-88	JTF823	13	JTR223	52		520	116
250	Husqvarna	250 CR	90-91	JTF507	14	JTR822	50	JTA822	520	120
250	Husqvarna	250 CR	92-94	JTF507	14	JTR822	48	JTA822	520	120
250	Husqvarna	250 CR	95-97	JTF507	13	JTR822	48	JTA822	520	120
250	Husqvarna	250 CR	99	JTF824	15	JTR822	50	JTA822	520	
250	Husqvarna	250 CR	00-05	JTF824SC	13	JTR822	48	JTA822	520	
250	Husqvarna	250 FC	14-15	JTF1901SC	13	JTR897	52	JTA897	520	118
250	Husqvarna	250 FC	16	JTF1901SC	13	JTR897	50	JTA897	520	118
250	Husqvarna	250 FE	Europe 14-15	JTF1901SC	13	JTR897	52	JTA897	520	118
250	Husqvarna	250 FE	Europe 16	JTF1901SC	14	JTR897	52	JTA897	520	118
250	Husqvarna	250 FE	Australia 16	JTF1901SC	14	JTR897	52	JTA897	520	118
250	Husqvarna	250 FE	USA 14-16	JTF1901SC	13	JTR897	52	JTA897	520	118
250	Husqvarna	250 TC	02-03	JTF824SC	14	JTR822	50	JTA822	520	
250	Husqvarna	250 TC	04-05	JTF824SC	13	JTR822	50	JTA822	520	
250	Husqvarna	250 TC	06-08	JTF824	12	JTR822	50	JTA822	520	114
250	Husqvarna	250 TC / R	09-13	JTF825	13	JTR822	50	JTA822	520	112
250	Husqvarna	250 TC	14-15	JTF1901SC	13	JTR897	50	JTA897	520	118
250	Husqvarna	250 TC	16	JTF1901SC	13	JTR897	48	JTA897	520	118
250	Husqvarna	250 TE	02-03	JTF824SC	14	JTR822	50	JTA822	520	116
250	Husqvarna	250 TE	04-10	JTF824SC	13	JTR822	50	JTA822	520	116
250	Husqvarna	250 TE	11-13	JTF825	13	JTR822	50	JTA822	520	112
250	Husqvarna	250 TE	Europe 14-16	JTF1901SC	14	JTR897	50	JTA897	520	118
250	Husqvarna	250 TE	Australia 16	JTF1901SC	14	JTR897	50	JTA897	520	118
250	Husqvarna	250 TE	USA 14-16	JTF1901SC	13	JTR897	50	JTA897	520	118
250	Husqvarna	250 TE Meo Replica	11	JTF825	13	JTR822	50	JTA822	520	112
250	Husqvarna	250 TXC	08-10	JTF824SC	13	JTR822	50	JTA822	520	112
250	Husqvarna	250 TXC	11-12	JTF825	13	JTR822	50	JTA822	520	112
250	Husqvarna	250 WR Enduro	83-84	JTF823	13	JTR223	53		520	114
250	Husqvarna	250 WR Enduro	85-88	JTF823	13	JTR223	52		520	118
250	Husqvarna	250 WR Enduro	92-98	JTF507	14	JTR822	48	JTA822	520	112

CC	Make	Model	Year	Front Sprocket	T	Rear Sprocket	T	Aluminium Rear Sprocket	Chain Pitch	Chain Length
250	Husqvarna	250 WR Enduro	99-09	JTF824SC	13	JTR822	48	JTA822	520	114
250	Husqvarna	250 WR Enduro	10-12	JTF824SC	13	JTR822	48	JTA822	520	112
250	Husqvarna	250 WR/CR	80	JTF813	12	JTR223	53		520	120
250	Husqvarna	250 WR/CR	90-93	JTF507	14	JTR822	48	JTA822	520	112
250	Husqvarna	250-260 WRK Enduro	89	JTF823	13	JTR510	46		520	112
250	Husqvarna	250-260 WRK Enduro	90-94	JTF823	14	JTR822	50	JTA822	520	120
300	Husqvarna	300 WR	09-10	JTF824SC	13	JTR822	48	JTA822	520	112
300	Husqvarna	300 WR	11-12	JTF824SC	14	JTR822	48	JTA822	520	112
300	Husqvarna	300 TE	Europe 14-16	JTF1901SC	14	JTR897	50	JTA897	520	118
300	Husqvarna	300 TE	Australia 16	JTF1901SC	14	JTR897	50	JTA897	520	118
300	Husqvarna	300 TE	USA 14-16	JTF1901SC	13	JTR897	50	JTA897	520	118
310	Husqvarna	310 TE	09-10	JTF824SC	13	JTR822	50	JTA822	520	112
310	Husqvarna	310 TE	11-12	JTF825	13	JTR822	50	JTA822	520	112
350	Husqvarna	350 FC	14-15	JTF1901SC	13	JTR897	52	JTA897	520	118
350	Husqvarna	350 FC	16	JTF1901SC	14	JTR897	50	JTA897	520	118
350	Husqvarna	350 FE	14-16	JTF1901SC	14	JTR897	52	JTA897	520	118
350	Husqvarna	350 FE S	USA 16	JTF1901SC	14	JTR897	52	JTA897	520	118
350	Husqvarna	350 TE	90-95	JTF824	15	JTR822	51	JTA822	520	120
350	Husqvarna	350 WR	81-88	JTF823	13	JTR223	53		520	120
360	Husqvarna	360 CR	92-94	JTF507	13	JTR822	48	JTA822	520	116
360	Husqvarna	360 WR	92-98	JTF507	13	JTR822	48	JTA822	520	116
360	Husqvarna	360 WR	99-02	JTF507	15	JTR822	48	JTA822	520	116
400	Husqvarna	400 WR Enduro	85-89	JTF823	13	JTR223	52		520	118
400	Husqvarna	400 WR/CR	81-89	JTF823	14	JTR223	53		520	120
400	Husqvarna	400/430 CR	81-83	JTF823	13	JTR223	53		520	116
400	Husqvarna	400 TE	01-02	JTF824	15	JTR822	50	JTA822	520	
410	Husqvarna	410 TE	95-00	JTF824	15	JTR822	48	JTA822	520	
410	Husqvarna	410 TE E	99	JTF824SC	14	JTR822	45	JTA822	520	
410	Husqvarna	410 TE E	00	JTF824SC	13	JTR822	45	JTA822	520	
430	Husqvarna	430 CR	84-89	JTF823	13	JTR223	52		520	116
430	Husqvarna	430 WR Enduro	85-89	JTF823	13	JTR223	52		520	118
430	Husqvarna	430 AUTO	85-89	JTF823	13	JTR223	54		520	118
449	Husqvarna	449 SMR	11	JTF403	15	JTR822		JTA822	520	
449	Husqvarna	449 TC	11-12	JTF403	15	JTR822	53	JTA822	520	110
449	Husqvarna	449 TE	11-12	JTF403	15	JTR822	51	JTA822	520	108
450	Husqvarna	450 FC	14-15	JTF1901SC	13	JTR897	52	JTA897	520	118
450	Husqvarna	450 FC	16	JTF1901SC	13	JTR897	48	JTA897	520	118
450	Husqvarna	450 FE	14-15	JTF1901SC	14	JTR897	52	JTA897	520	118
450	Husqvarna	450 FE	Europe 16	JTF1901SC	14	JTR897	52	JTA897	520	118
450	Husqvarna	450 FE	Australia 16	JTF1901SC	14	JTR897	52	JTA897	520	118
450	Husqvarna	450 FE	USA 16	JTF1901SC	14	JTR897	50	JTA897	520	118
450	Husqvarna	450 FR Rally	16	JTF1901SC	14	JTR897	51	JTA897	520	118
450	Husqvarna	450 FS	Europe 16	JTF1901SC	14	JTR897	45	JTA897	520	118
450	Husqvarna	450 SMR	03-04	JTF824	15	JTR822	45	JTA822	520	114
450	Husqvarna	450 SMR	05-06	JTF824	15	JTR822	42	JTA822	520	114
450	Husqvarna	450 SMR	07-09	JTF824SC	14	JTR822	42	JTA822	520	114
450	Husqvarna	450 SMR	10	JTF824	15	JTR822	42	JTA822	520	
450	Husqvarna	450 SM (RR)	08-09	JTF824SC	13	JTR822	42	JTA822	520	106
450	Husqvarna	450 TC	02-10	JTF824SC	14	JTR822	50	JTA822	520	116
450	Husqvarna	450 TE	02-04	JTF824	15	JTR822	50	JTA822	520	116
450	Husqvarna	450 TE	05	JTF824SC	14	JTR822	50	JTA822	520	112
450	Husqvarna	450 TE	06	JTF824SC	13	JTR822	50	JTA822	520	112
450	Husqvarna	450 TE	07-10	JTF824SC	13	JTR822	47	JTA822	520	112
450	Husqvarna	450 TXC	08-11	JTF824SC	13	JTR822	47	JTA822	520	
500	Husqvarna	500 CR	84-88	JTF823	13	JTR223	52		520	116
500	Husqvarna	500 TC/TE	85-86	JTF823	14	JTR223	48		520	116

CC	Make	Model	Year	Front Sprocket	T	Rear Sprocket	T	Aluminium Rear Sprocket	Chain Pitch	Chain Length
500	Husqvarna	500 WR	83-84	JTF823	13	JTR223	48		520	114
501	Husqvarna	501 FE	14-15	JTF1901SC	14	JTR897	52	JTA897	520	118
501	Husqvarna	501 FE	Europe 16	JTF1901SC	14	JTR897	50	JTA897	520	118
501	Husqvarna	501 FE	Australia 16	JTF1901SC	14	JTR897	50	JTA897	520	118
501	Husqvarna	501 FE	USA 16	JTF1901SC	13	JTR897	50	JTA897	520	118
501	Husqvarna	501 FE S	USA 16	JTF1901SC	15	JTR897	45	JTA897	520	118
510	Husqvarna	510 TC/TE	87-89	JTF823	14	JTR223	48		520	116
510	Husqvarna	510 TC	90-91	JTF824	12	JTR822	48	JTA822	520	120
510	Husqvarna	510 TC	05	JTF824SC	14	JTR822	47	JTA822	520	114
510	Husqvarna	510 TC	06	JTF824SC	14	JTR822	50	JTA822	520	114
510	Husqvarna	510 TC	07-10	JTF824SC	14	JTR822	47	JTA822	520	116
510	Husqvarna	510 TE	90-91	JTF824	17	JTR822	48	JTA822	520	120
510	Husqvarna	510 TE	05-06	JTF824SC	14	JTR822	50	JTA822	520	116
510	Husqvarna	510 TE	07-10	JTF824SC	13	JTR822	47	JTA822	520	116
510	Husqvarna	510 TXC	09-11	JTF824SC	13	JTR822	47	JTA822	520	116
510	Husqvarna	510 SM R	05	JTF824	15	JTR822	42	JTA822	520	110
510	Husqvarna	510 SM R	06-10	JTF824SC	14	JTR822	42	JTA822	520	110
511	Husqvarna	511 SM R	11-12	JTF403	15				520	
511	Husqvarna	511 TE	11-12	JTF403	15	JTR822	51	JTA822	520	108
530	Husqvarna	530 SM RR	09	JTF824		JTR822		JTA822	520	
570	Husqvarna	570 SM (R)	01-04	JTF824	16	JTR822	48	JTA822	520	
570	Husqvarna	570 TC	01-03	JTF824SC	14	JTR822	52	JTA822	520	
570	Husqvarna	570 TE	01-04	JTF824	17	JTR822	48	JTA822	520	
610	Husqvarna	610 TC	91-97	JTF824	12	JTR822	52	JTA822	520	120
610	Husqvarna	610 TC	98	JTF824SC	13	JTR822	52	JTA822	520	120
610	Husqvarna	610 TC	99-00	JTF824SC	14	JTR822	52	JTA822	520	120
610	Husqvarna	610 TE	91-01	JTF824	17	JTR822	48	JTA822	520	120
610	Husqvarna	610 TE (E) Enduro	99-07	JTF824	15	JTR822	45	JTA822	520	
610	Husqvarna	610 TE	08-09	JTF824	15	JTR822	45	JTA822	520	114
610	Husqvarna	610 SM (E)	99	JTF824	16	JTR822	45	JTA822	520	



CC	Make	Model	Year	Front Sprocket	T	Rear Sprocket	T	Aluminium Rear Sprocket	Chain Pitch	Chain Length
610	Husqvarna	610 SM (S)	00-08	JTF824	16	JTR822	45	JTA822	520	114
610	Husqvarna	610 SM	08-09	JTF824	15	JTR822	43	JTA822	520	112
630	Husqvarna	630 TE	10-12	JTF824	15	JTR822	42	JTA822	520	112
630	Husqvarna	630 SM	10	JTF824	16	JTR822	38	JTA822	520	110
630	Husqvarna	630 SM IE	10	JTF824	15	JTR822	38	JTA822	520	110
630	Husqvarna	630 SMS	11	JTF824	15	JTR822	38	JTA822	520	110
630	Husqvarna	630 SMR	03-04	JTF824	16	JTR822	45	JTA822	520	
650	Husqvarna	650 TR Terra	13-14	JTF402	16	JTR5	47		520	
650	Husqvarna	650 TR Strada	13-14	JTF402	16	JTR5	47		520	

Hyosung ATV

450	Hyosung	TE450 S	09-11		14		44		525	
-----	---------	---------	-------	--	----	--	----	--	-----	--

Kawasaki Off Road Bikes

50	Kawasaki	KDX50 A1-A3,A6F	03-06	JTF563	13	JTR1780	28		420	78
60	Kawasaki	KX60 A1,A2,B1-B19	83-03	JTF546	13	JTR464	44	JTA464	420	104
65	Kawasaki	KX65 A1-A2	00-01	JTF546	13	JTR1465	46	JTA1465	420	108
65	Kawasaki	KX65 A1-A2 >>> 428 Chain Conversion	00-01	JTF555	13	JTR1466	46		428	108
65	Kawasaki	KX65 A3-A6,A6F-A9F,AAF-ADF,AEF,AFF,AGF	02-16	JTF546	13	JTR1465	47	JTA1465	420	110
65	Kawasaki	KX65 A3-A6,A6F-A9F,AAF-ADF,AEF,AFF,AGF >>> 428 Chain Conversion	02-16	JTF555	13	JTR1466	47		428	110
80	Kawasaki	KD80 M1-M8	80-87	JTF1263	14	JTR802	39		428	98
80	Kawasaki	KD80 N1-N3	88-90	JTF249	15		34		420	102
80	Kawasaki	KX80 B1-B2	79-80	JTF546	14		48		420	112
80	Kawasaki	KX80 D1-D2	81-82	JTF546	14		50		420	120
80	Kawasaki	KX80 E1	83	JTF546	14	JTR464	49	JTA464	420	118
80	Kawasaki	KX80 E2	84	JTF546	14	JTR464	50	JTA464	420	118
80	Kawasaki	KX80 E3	85	JTF546	14	JTR464	50	JTA464	420	120
80	Kawasaki	KX80 G1-G2,H2	86-87	JTF546	13	JTR461	49	JTA461	420	120
80	Kawasaki	KX80 G1-G2,H2 >>> 428 Chain Conversion	86-87	JTF555	13	JTR462	49	JTA462	428	120
80	Kawasaki	KX80 J1-J2	86-87	JTF546	13	JTR461	54	JTA461	420	126
80	Kawasaki	KX80 J1-J2 >>> 428 Chain Conversion	86-87	JTF555	13	JTR462	54	JTA462	428	126
80	Kawasaki	KX80 N1	88	JTF546	14	JTR461	53	JTA461	420	126
80	Kawasaki	KX80 N2,N3	89-90	JTF546	13	JTR461	54	JTA461	420	126
80	Kawasaki	KX80 N2,N3 >>> 428 Chain Conversion	89-90	JTF555	13	JTR462	54	JTA462	428	126
80	Kawasaki	KX80 L1	88	JTF546	13	JTR461	48	JTA461	420	120
80	Kawasaki	KX80 L2	89	JTF546	13	JTR461	49	JTA461	420	126
80	Kawasaki	KX80 L2 >>> 428 Chain Conversion	89	JTF555	13	JTR462	49	JTA462	428	126
80	Kawasaki	KX80 L3	90	JTF546	13	JTR461	49	JTA461	420	120
80	Kawasaki	KX80 L3 >>> 428 Chain Conversion	90	JTF555	13	JTR462	49	JTA462	428	120
80	Kawasaki	KX80 R1-R7	91-97	JTF546	13	JTR461	49	JTA461	420	118
80	Kawasaki	KX80 R1-R7 >>> 428 Chain Conversion	91-97	JTF555	13	JTR462	49	JTA462	428	118
80	Kawasaki	KX80 W1-W2	98-99	JTF546	14	JTR461	50	JTA461	420	124
80	Kawasaki	KX80 W1-W2 >>> 428 Chain Conversion	98-99	JTF555	14	JTR462	50	JTA462	428	124
80	Kawasaki	KX80 W3	00	JTF546	14	JTR461	51	JTA461	420	124
80	Kawasaki	KX80 W3 >>> 428 Chain Conversion	00	JTF555	14	JTR462	51	JTA462	428	124
80	Kawasaki	KX80 T1-T7 Big Wheel	91-97	JTF546	13	JTR461	54	JTA461	420	124
80	Kawasaki	KX80 T1-T7 Big Wheel >>> 428 Chain Conversion	91-97	JTF555	13	JTR462	54	JTA462	428	124
80	Kawasaki	KX80 Y1,Y2,Y3 Big Wheel	98-00	JTF546	13	JTR461	51	JTA461	420	130
80	Kawasaki	KX80 Y1-Y3 Big Wheel >>> 428 Chain Conversion	98-00	JTF555	13	JTR462	51	JTA462	428	130
85	Kawasaki	KX85 A1-A5,A6F-A9F,AAF-ADF,CEF,CGF,CGF	01-16	JTF546	14	JTR461	50	JTA461	420	120
85	Kawasaki	KX85 A1-ADF,CEF-CGF >>> 428 Chain Conversion	01-16	JTF555	14	JTR462	50	JTA462	428	120
85	Kawasaki	KX85 B1-B5,B6F-BCF,BDF,DEF,DFE Big Wheel	01-15	JTF546	13	JTR461	51	JTA461	420	130
85	Kawasaki	KX85 B1-BDF,DEF,DFE Big Wheel >>> 428 Chain Conversion	01-15	JTF555	13	JTR462	51	JTA462	428	130
90	Kawasaki	MC90 G	USA	JTF1263	15	JTR802	37		428	106
100	Kawasaki	G 3,4,5	USA	JTF1263	14	JTR802	42		428	106
100	Kawasaki	KD100 M1-M4	USA	JTF1263	14	JTR802	36		428	96

CC	Make	Model	Year	Front Sprocket	T	Rear Sprocket	T	Aluminium Rear Sprocket	Chain Pitch	Chain Length
100	Kawasaki	KX100 J2,N1	87-88	JTF546	14	JTR461	53	JTA461	420	126
100	Kawasaki	KX100 A1-A2	89-90	JTF546	13	JTR461	52	JTA461	420	126
100	Kawasaki	KX100 B1-B6	91-96	JTF546	13	JTR461	54	JTA461	420	124
100	Kawasaki	KX100 B1-B6 >>> 428 Chain Conversion	91-96	JTF555	13	JTR462	54	JTA462	428	124
100	Kawasaki	KX100 B7	97	JTF546	13	JTR461	52	JTA461	420	124
100	Kawasaki	KX100 B7 >>> 428 Chain Conversion	97	JTF555	13	JTR462	52	JTA462	428	124
100	Kawasaki	KX100 B7 USA	97	JTF546	13	JTR461	54	JTA461	420	124
100	Kawasaki	KX100 B7 >>> 428 Chain Conversion USA	97	JTF555	13	JTR462	54	JTA462	428	124
100	Kawasaki	KX100 C1	98	JTF546	13	JTR461	51	JTA461	420	124
100	Kawasaki	KX100 C1 >>> 428 Chain Conversion	98	JTF555	13	JTR462	51	JTA462	428	124
100	Kawasaki	KX100 C2	99	JTF546	14	JTR461	49	JTA461	420	124
100	Kawasaki	KX100 C2 >>> 428 Chain Conversion	99	JTF555	14	JTR462	49	JTA462	428	124
100	Kawasaki	KX100 C2 USA	99	JTF546	13	JTR461	51	JTA461	420	124
100	Kawasaki	KX100 C2 >>> 428 Chain Conversion USA	99	JTF555	13	JTR462	51	JTA462	428	124
100	Kawasaki	KX100 C3,D1-D9F,DBF-DDF,FEF,FFF,FGF	00-16	JTF546	13	JTR461	51	JTA461	420	124
100	Kawasaki	KX100 C3,D1-D9F,DBF-DDF,FEF,FFF,FGF >>> 428 Chain Conversion	00-16	JTF555	13	JTR462	51	JTA462	428	124
110	Kawasaki	KLX110 A1	02	JTF249	14	JTR801	37		420	88
110	Kawasaki	KLX110 A2,A3,A4,A6F,A7F,A8F,A9F	03-09	JTF249	14	JTR801	33		420	86
110	Kawasaki	KLX110 CAF,CBF,CCF,CDF,CEF,CFE,CGF	10-16	JTF249	13	JTR801	38		420	90
110	Kawasaki	KLX110 L DAF,DBF,DCF,DDF,DEF,DFF,DGF	10-16	JTF249	13	JTR801	38		420	90
125	Kawasaki	KX125 A3-A5	77-79	JTF418	14		60		428	118
125	Kawasaki	KX125 A6	80	JTF422	12	JTR460	52	JTA460	520	118
125	Kawasaki	KX125 A7	81	JTF422	12	JTR460	53	JTA460	520	118
125	Kawasaki	KX125 B1	82	JTF422	12	JTR460	51	JTA460	520	114
125	Kawasaki	KX125 B2	83	JTF422	12	JTR460	50	JTA460	520	114
125	Kawasaki	KX125 C1	84	JTF422	12	JTR460	50	JTA460	520	112
125	Kawasaki	KX125 D1	85	JTF422	12	JTR460	47	JTA460	520	110
125	Kawasaki	KX125 E1,E2,F1,G1	86-89	JTF422	12	JTR460	47	JTA460	520	112
125	Kawasaki	KX125 H1-H2	90-91	JTF422	12	JTR460	48	JTA460	520	112
125	Kawasaki	KX125 J1-J2	92-93	JTF422	12	JTR460	49	JTA460	520	112
125	Kawasaki	KX125 K1-K2	94-95	JTF1445SS	12	JTR460	49	JTA460	520	110
125	Kawasaki	KX125 K3-K4	96-97	JTF1445SS	13	JTR460	50	JTA460	520	112
125	Kawasaki	KX125 K5	98	JTF1445SS	12	JTR460	48	JTA460	520	112
125	Kawasaki	KX125 L1	99	JTF1445SS	12	JTR460	47	JTA460	520	110
125	Kawasaki	KX125 L2-L4	00-02	JTF1445SS	12	JTR460	49	JTA460	520	110
125	Kawasaki	KX125 M1	03	JTF1445SS	13	JTR460	51	JTA460	520	110
125	Kawasaki	KX125 M2,M3,M6F,M7F,M8F	04-08	JTF1445SS	13	JTR460	51	JTA460	520	114
140	Kawasaki	KLX140 A8F,A9F,AAF,ABF,ACF,ADF,AEF,AFF,AGF	08-16	JTF1501	14	JTR462	50	JTA462	428	122
140	Kawasaki	KLX140L B8F,B9F,BAF,BBF,BCF,BDF,BEF,BFF,BGF	08-16	JTF1501	13	JTR462	51	JTA462	428	126
150	Kawasaki	KLX150L EEF	14-15	JTF273	14	JTR1466	47		428	
175	Kawasaki	KDX175 A1-A3,B1	79-82	JTF422	13	JTR460	52	JTA460	520	118
175	Kawasaki	KDX175 Germany		JTF422	12	JTR460	50	JTA460	520	118
200	Kawasaki	KDX200 A1	83	JTF422	13	JTR460	48	JTA460	520	112
200	Kawasaki	KDX200 A2-A3,B1-B3,C1-C3,D1-D2	84-88	JTF569	13	JTR460	48	JTA460	520	112
200	Kawasaki	KDX200 E1-E6	89-94	JTF569	13	JTR460	47	JTA460	520	110
200	Kawasaki	KDX200 H1-H11,H6F	95-06	JTF569	13	JTR460	47	JTA460	520	108
200	Kawasaki	KDX200 SR F1,F2,F3	89-91	JTF569	14	JTR460	45	JTA460	520	112
200	Kawasaki	KDX200 SR F2,G3,G4,G5 Japan	90-93	JTF569	14	JTR460	45	JTA460	520	110
220	Kawasaki	KDX220 R A4-A12	97-05	JTF569	13	JTR460	47	JTA460	520	108
250	Kawasaki	KDX250 B1	82	JTF507	14		50		520	110
250	Kawasaki	KDX250 B2	83	JTF507	14		52		520	116
250	Kawasaki	KDX250 B3,C1,C2,C3	83-85	JTF507	14	JTR460	50	JTA460	520	118
250	Kawasaki	KDX250 SR F1 Japan	91	JTF569	13	JTR460	45	JTA460	520	110
250	Kawasaki	KDX250 SR F1,F2,F3 Australia	89-91	JTF569	14	JTR460	45	JTA460	520	110
250	Kawasaki	KDX250 D1-D4,E1-E4	91-94	JTF569	14	JTR460	48	JTA460	520	112

CC	Make	Model	Year	Front Sprocket	T	Rear Sprocket	T	Aluminium Rear Sprocket	Chain Pitch	Chain Length
250	Kawasaki	KX250 A5	79	JTF507	14		50		520	114
250	Kawasaki	KX250 A6	80	JTF507	14		50		520	118
250	Kawasaki	KX250 A7	81	JTF507	14		48		520	118
250	Kawasaki	KX250 B1	82	JTF507	14	JTR460	48	JTA460	520	114
250	Kawasaki	KX250 C1-C2	83-84	JTF507	14	JTR460	50	JTA460	520	114
250	Kawasaki	KX250 D1	85	JTF507	14	JTR460	50	JTA460	520	112
250	Kawasaki	KX250 D2	86	JTF507	14	JTR460	48	JTA460	520	114
250	Kawasaki	KX250 E1,F1,G1	87-89	JTF569	14	JTR460	47	JTA460	520	114
250	Kawasaki	KX250 H1-H2	90-91	JTF569	14	JTR460	48	JTA460	520	114
250	Kawasaki	KX250 J1-J2	92-93	JTF569	14	JTR460	49	JTA460	520	114
250	Kawasaki	KX250 K1-K3	94-96	JTF569	14	JTR460	49	JTA460	520	112
250	Kawasaki	KX250 K4-K5	97-98	JTF569	13	JTR460	49	JTA460	520	114
250	Kawasaki	KX250 L1-L3	99-01	JTF565SC	14	JTR460	49	JTA460	520	114
250	Kawasaki	KX250 L4,M1-M3	02-05	JTF565SC	13	JTR460	49	JTA460	520	114
250	Kawasaki	KX250 R1	USA 05-08	JTF565SC	13	JTR460	51	JTA460	520	116
250	Kawasaki	KX250 R6F,R7F,R8F	06-08	JTF565SC	13	JTR460	51	JTA460	520	116
250	Kawasaki	KX250 F N1,N2	04-05	JTF430	13	JTR460	48	JTA460	520	114
250	Kawasaki	KX250 F T6F,T7F,T8F,W9F,XAFB	06-10	JTF1446SC	13	JTR460	48	JTA460	520	112
250	Kawasaki	KX250 F YBF,YCF,ZDF,ZEF,ZFF,ZGF	11-16	JTF1446SC	13	JTR460	50	JTA460	520	114
400	Kawasaki	KDX400 A1	USA 79	JTF507	15		48		520	110
400	Kawasaki	KDX400 A2	USA 80	JTF507	15		50		520	112
420	Kawasaki	KX420 A1-A2	80-81	JTF507	14		48		520	118
420	Kawasaki	KDX420 B1	81	JTF507	15		50		520	120
450	Kawasaki	KDX450 A1	82	JTF507	15		50		520	120
450	Kawasaki	KX450 F D6F,D7F,D8F,E9F,EA,F,EBF,FCF,FDF,FEF,FFF,HGF	06-16	JTF1565SC	13	JTR460	50	JTA460	520	114
500	Kawasaki	KX500 A1	83	JTF507	14	JTR460	43	JTA460	520	112
500	Kawasaki	KX500 A2,B1	84-85	JTF507	14	JTR460	46	JTA460	520	112
500	Kawasaki	KX500 B2	86	JTF507	14	JTR460	48	JTA460	520	114
500	Kawasaki	KX500 C1,D1,E1-E16	87-04	JTF569	14	JTR460	47	JTA460	520	114

Kawasaki Three Wheels

110	Kawasaki	KLT110 A1-A3	84-86	JTF1501	12		50		428	100
200	Kawasaki	KLT200 A1,A2,A3	80-82	JTF507	13		50		520	98
200	Kawasaki	KLT200 A4,A4A,B1,C1,C2	83-84	JTF507	13	JTR1411	50		520	98
250	Kawasaki	KLT250 A1,A2	82-83	JTF507	13	JTR1411	50		520	98
250	Kawasaki	KLT250 C1,C2,C3 Prairie	83-85	JTF507	13	JTR1411	50		520	98
250	Kawasaki	KLT250 P1 Police	84	JTF507	13	JTR1411	50		520	98
250	Kawasaki	KXT250 A1,A2 Tecate	84-85	JTF507	13	JTR1478	42	JTA478	520	90
250	Kawasaki	KXT250 B1 Tecate	86	JTF507	13	JTR1412	37		520	94
250	Kawasaki	KXT250 B2 Tecate	87	JTF1502	13	JTR1412	37		520	94

Kawasaki Four Wheels

50	Kawasaki	KSF50 A1-A3,A6F (KFX50)	03-06	JTF562	10		37		420	78
80	Kawasaki	KSF80 A1-A3,A6F (KFX80)	03-06	JTF1407	10	JTR1795	22		520	36
90	Kawasaki	KSF90 A7F,A8F,A9S,AAF,ABF,ACF,ADF,AEF (KFX90)	07-14							
110	Kawasaki	KLF110 A1,A2,B1,B2 Mojave	87-88	JTF1501	12	JTR1410	50		428	100
250	Kawasaki	KSF250 A1-A18 Mojave	87-04	JTF1503	12	JTR1414	43		520	90
250	Kawasaki	KXF250 A1,A2 Tecate	87-88	JTF569	13	JTR1413	39		520	96
300	Kawasaki	KEF 300 A1-A6,B1-B3 Lakota	95-03	JTF1503	12	JTR1414	43		520	100
400	Kawasaki	KSF400 A1-A3,A6F (KFX400)	03-06	JTF1401	14	JTR1826	40		520	112
450	Kawasaki	KSF450 B8,B9F,BAF,BBF,BCS,BDF,BEF (KFX450 R)	08-14	JTF1536	14	JTR1415	38		520	94

Kreidler ATV

170	Kreidler	170 Mustang Utility	04-06	JTF270	14	JTR853	40	JTA853	520	94
-----	----------	---------------------	-------	--------	----	--------	----	--------	-----	----

CC	Make	Model	Year	Front Sprocket	T	Rear Sprocket	T	Aluminium Rear Sprocket	Chain Pitch	Chain Length
KTM Off Road Bikes										
60	KTM	60 SX	98-01	JTF1906	12	JTR894	46	JTA894	420	
65	KTM	65 SX	98-02	JTF1906	12	JTR894	46	JTA894	420	112
65	KTM	65 SX	03	JTF1906	12	JTR894	50	JTA894	420	112
65	KTM	65 SX	04-11	JTF1906	14	JTR894	50	JTA894	420	112
65	KTM	65 SX	12-16	JTF1906	14	JTR894	48	JTA894	420	112
85	KTM	85 SX	04-16	JTF1907	14	JTR895	46	JTA895	428	124
85	KTM	85 SX (LW)	04-16	JTF1907	14	JTR895	49	JTA895	428	122
85	KTM	85 XC	08-09	JTF1907	14	JTR895	46	JTA895	428	124
105	KTM	105 SX	07-11	JTF1907	14	JTR895	49	JTA895	428	118
105	KTM	105 XC	08-09	JTF1907	14	JTR895	49	JTA895	428	118
125	KTM	125 Enduro	86-87	JTF1901SC	13	JTR896	52	JTA896	520	114
125	KTM	125 Enduro	88	JTF1901SC	13	JTR896	50	JTA896	520	112
125	KTM	125 Enduro	89	JTF1901SC	13	JTR896	48	JTA896	520	110
125	KTM	125 Enduro	90	JTF1901SC	13	JTR896	50	JTA896	520	112
125	KTM	125 Enduro	91-94	JTF1901SC	13	JTR897	48	JTA897	520	110
125	KTM	125 EXC Enduro	95-97	JTF1901SC	13	JTR897	48	JTA897	520	118
125	KTM	125 EXC Enduro	98-99	JTF1901SC	13	JTR897	50	JTA897	520	118
125	KTM	125 EXC Enduro	USA 00-03	JTF1901SC	13	JTR897	50	JTA897	520	118
125	KTM	125 EXC Enduro	Europe 00	JTF1901SC	14	JTR897	38	JTA897	520	118
125	KTM	125 EXC Enduro	Europe 01-02	JTF1901SC	14	JTR897	42	JTA897	520	118
125	KTM	125 EXC Enduro	Europe 03	JTF1901SC	14	JTR897	42	JTA897	520	118
125	KTM	125 EXC Enduro	Europe 04-11	JTF1901SC	14	JTR897	42	JTA897	520	118
125	KTM	125 EXC Enduro	Europe 12-16	JTF1901SC	14	JTR897	50	JTA897	520	118
125	KTM	125 EXC Factory Edition	10	JTF1901SC		JTR897		JTA897	520	
125	KTM	125 EXC Six Days	07	JTF1901SC	14	JTR897	42	JTA897	520	118
125	KTM	125 EXC Six Days	08	JTF1901SC	13	JTR897	50	JTA897	520	118
125	KTM	125 EXC Six Days	09-11	JTF1901SC	14	JTR897	42	JTA897	520	118
125	KTM	125 EXC Six Days	12-16	JTF1901SC	14	JTR897	50	JTA897	520	118
125	KTM	125 EXE Enduro	00-01	JTF1901SC		JTR897		JTA897	520	108
125	KTM	125 LC2 Enduro	97-98	JTF1901SC	13	JTR897	48	JTA897	520	118
125	KTM	125 MX	88-89	JTF1901SC	13	JTR896	50	JTA896	520	112
125	KTM	125 MX	90	JTF1901SC	13	JTR896	52	JTA896	520	114
125	KTM	125 MX	91-95	JTF1901SC	13	JTR897	50	JTA897	520	112
125	KTM	125 MXC Enduro	01-02	JTF1901SC		JTR897		JTA897	520	118
125	KTM	125 SX Motocross	95-16	JTF1901SC	13	JTR897	50	JTA897	520	118
125	KTM	125 SXS	01-02	JTF1901SC		JTR897		JTA897	520	
125	KTM	125 Super Moto	01	JTF1901SC		JTR897		JTA897	520	106
144	KTM	144 SX	08	JTF1901SC	14	JTR897	50	JTA897	520	118
150	KTM	150 SX Motocross	08-14	JTF1901SC	14	JTR897	50	JTA897	520	120
150	KTM	150 SX Motocross	15	JTF1901SC	14	JTR897	48	JTA897	520	120
150	KTM	150 SX Motocross	16	JTF1901SC	13	JTR897	50	JTA897	520	118
150	KTM	150 XC	USA 10-15	JTF1901SC	13	JTR897	50	JTA897	520	118
150	KTM	150 XC	16	JTF1901SC	13	JTR897	50	JTA897	520	118
200	KTM	200 EXC Enduro	98-99	JTF1901SC	14	JTR897	50	JTA897	520	118
200	KTM	200 EXC Enduro	USA 00-05	JTF1901SC	14	JTR897	48	JTA897	520	118
200	KTM	200 EXC Enduro	Europe 00-11	JTF1901SC	14	JTR897	42	JTA897	520	118
200	KTM	200 EXC Enduro	Europe 12-16	JTF1901SC	14	JTR897	45	JTA897	520	118
200	KTM	200 EXC Enduro	Australia 00-11	JTF1901SC	14	JTR897	42	JTA897	520	118
200	KTM	200 EXC Enduro	Australia 12-16	JTF1901SC	14	JTR897	45	JTA897	520	118
200	KTM	200 EXC Factory Edition	10	JTF1901SC		JTR897		JTA897	520	118
200	KTM	200 EXC Enduro	Australia 00-03	JTF1901SC	14	JTR897	45	JTA897	520	118
200	KTM	200 MXC Enduro	USA 98	JTF1901SC	14	JTR897	50	JTA897	520	118
200	KTM	200 MXC Enduro	USA 99-04	JTF1901SC	14	JTR897	48	JTA897	520	118
200	KTM	200 SX	02	JTF1901SC	14	JTR897	45	JTA897	520	118
200	KTM	200 SX	03-06	JTF1901SC	14	JTR897	45	JTA897	520	112

CC	Make	Model	Year	Front Sprocket	T	Rear Sprocket	T	Aluminium Rear Sprocket	Chain Pitch	Chain Length
200	KTM	200 XC	06-10	JTF1901SC	14	JTR897	48	JTA897	520	118
200	KTM	200 XC-W	06-16	JTF1901SC	14	JTR897	48	JTA897	520	118
250	KTM	250 Enduro	81-87	JTF1901SC	13	JTR896	52	JTA896	520	114
250	KTM	250 Enduro	88	JTF1901SC	13	JTR896	50	JTA896	520	114
250	KTM	250 Enduro	89	JTF1901SC	13	JTR896	52	JTA896	520	116
250	KTM	250 Enduro	90	JTF1901SC	13	JTR897	50	JTA897	520	116
250	KTM	250 EXC Enduro	91-94	JTF1901SC	14	JTR897	50	JTA897	520	116
250	KTM	250 EXC Enduro	95	JTF1901SC	13	JTR897	50	JTA897	520	118
250	KTM	250 EXC Enduro	96-98	JTF1901SC	14	JTR897	50	JTA897	520	118
250	KTM	250 EXC Enduro	99	JTF1901SC	14	JTR897	50	JTA897	520	118
250	KTM	250 EXC Enduro	Australia 00-03	JTF1901SC	14	JTR897	50	JTA897	520	118
250	KTM	250 EXC Enduro	Australia 10	JTF1901SC	13	JTR897	40	JTA897	520	118
250	KTM	250 EXC Enduro	Australia 12-16	JTF1901SC	14	JTR897	50	JTA897	520	118
250	KTM	250 EXC Enduro	Japan 00-03	JTF1901SC	14	JTR897	50	JTA897	520	118
250	KTM	250 EXC Enduro	USA 00-04	JTF1901SC	14	JTR897	52	JTA897	520	118
250	KTM	250 EXC Enduro	USA 05	JTF1901SC	13	JTR897	50	JTA897	520	118
250	KTM	250 EXC Enduro	Europe 00-03	JTF1901SC	15	JTR897	48	JTA897	520	118
250	KTM	250 EXC Enduro	Europe 05-11	JTF1901SC	13	JTR897	40	JTA897	520	118
250	KTM	250 EXC Enduro	Europe 12-16	JTF1901SC	14	JTR897	50	JTA897	520	118
250	KTM	250 EXC Racing	02	JTF1901SC	14	JTR897	48	JTA897	520	118
250	KTM	250 EXC Racing	03	JTF1901SC	14	JTR897	45	JTA897	520	118
250	KTM	250 EXC Racing	04-06	JTF1901SC	15	JTR897	45	JTA897	520	118
250	KTM	250 EXC Racing	USA 06	JTF1901SC	13	JTR897	52	JTA897	520	118
250	KTM	250 EXC Factory Edition	10	JTF1901SC		JTR897		JTA897	520	
250	KTM	250 EXC Six Days	10-11	JTF1901SC	13	JTR897	40	JTA897	520	118
250	KTM	250 EXC Six Days	12-16	JTF1901SC	14	JTR897	50	JTA897	520	118
250	KTM	250 EXC-F Enduro	07-11	JTF1901SC	14	JTR897	38	JTA897	520	118
250	KTM	250 EXC-F Enduro	12-13	JTF1901SC	14	JTR897	50	JTA897	520	118
250	KTM	250 EXC-F Enduro	14-16	JTF1901SC	14	JTR897	52	JTA897	520	118
250	KTM	250 EXC-F Enduro	Brazil 15-16	JTF1901SC	13	JTR897	52	JTA897	520	118
250	KTM	250 EXC-F Factory Edition	10	JTF1901SC		JTR897		JTA897	520	
250	KTM	250 EXC-F Six Days	Europe 10-11	JTF1901SC	14	JTR897	38	JTA897	520	118
250	KTM	250 EXC-F Six Days	Europe 12-13	JTF1901SC	14	JTR897	50	JTA897	520	118
250	KTM	250 EXC-F Six Days	14-16	JTF1901SC	14	JTR897	52	JTA897	520	118
250	KTM	250 MX	83-87	JTF1901SC	13	JTR896	52	JTA896	520	114
250	KTM	250 MX	88	JTF1901SC	13	JTR896	50	JTA896	520	114
250	KTM	250 MX	89	JTF1901SC	13	JTR896	52	JTA896	520	116
250	KTM	250 MX	90-95	JTF1901SC	13	JTR897	50	JTA897	520	114
250	KTM	250 MXC Motocross	98-01	JTF1901SC	14	JTR897	52	JTA897	520	118
250	KTM	250 SX Motocross	95	JTF1901SC	13	JTR897	50	JTA897	520	118
250	KTM	250 SX Motocross	97-03	JTF1901SC	14	JTR897	50	JTA897	520	118
250	KTM	250 SX Motocross	04-15	JTF1901SC	13	JTR897	48	JTA897	520	116
250	KTM	250 SX-F Racing	06-12	JTF1901SC	13	JTR897	48	JTA897	520	116
250	KTM	250 SX-F Racing	13-16	JTF1901SC	13	JTR897	50	JTA897	520	118
250	KTM	250 SXS	01	JTF1901SC		JTR897		JTA897	520	
250	KTM	250 XC	07-14	JTF1901SC	14	JTR897	50	JTA897	520	114
250	KTM	250 XC	15-16	JTF1901SC	13	JTR897	50	JTA897	520	114
250	KTM	250 XC-F	07-11	JTF1901SC	13	JTR897	48	JTA897	520	118
250	KTM	250 XC-F	12-16	JTF1901SC	13	JTR897	50	JTA897	520	118
250	KTM	250 XC-W	10-16	JTF1901SC	13	JTR897	50	JTA897	520	118
250	KTM	250 XCF-W	10-11	JTF1901SC	13	JTR897	52	JTA897	520	118
250	KTM	250 XCF-W	12-15	JTF1901SC	13	JTR897	50	JTA897	520	118
250	KTM	250 XCF-W	16	JTF1901SC	13	JTR897	52	JTA897	520	118
250	KTM	250 XCF-W Six Days	11	JTF1901SC	13	JTR897	52	JTA897	520	118
250	KTM	250 XCW-E	08-09	JTF1901SC	13	JTR897	50	JTA897	520	114
250	KTM	250 XCW-F	07-10	JTF1901SC	13	JTR897	48	JTA897	520	118

CC	Make	Model	Year	Front Sprocket	T	Rear Sprocket	T	Aluminium Rear Sprocket	Chain Pitch	Chain Length
250	KTM	250 Freeride	14-15	JTF1901SC	14		46		520	
250	KTM	250 Freeride R	14-16	JTF1901SC	14		46		520	
300	KTM	300 Enduro	90-95	JTF1901SC	14	JTR897	50	JTA897	520	116
300	KTM	300 EXC Enduro	95-97	JTF1901SC	14	JTR897	50	JTA897	520	118
300	KTM	300 EXC Enduro	98	JTF1901SC	14	JTR897	52	JTA897	520	118
300	KTM	300 EXC Enduro	99	JTF1901SC	14	JTR897	50	JTA897	520	118
300	KTM	300 EXC Enduro	Australia 00-03	JTF1901SC	14	JTR897	50	JTA897	520	118
300	KTM	300 EXC Enduro	Australia 10	JTF1901SC	14	JTR897	40	JTA897	520	118
300	KTM	300 EXC Enduro	Australia 12-16	JTF1901SC	14	JTR897	50	JTA897	520	118
300	KTM	300 EXC Enduro	Japan 00-03	JTF1901SC	14	JTR897	50	JTA897	520	118
300	KTM	300 EXC Enduro	Europe 00-03	JTF1901SC	15	JTR897	48	JTA897	520	118
300	KTM	300 EXC Enduro	Europe 04	JTF1901SC	13	JTR897	42	JTA897	520	118
300	KTM	300 EXC Enduro	Europe 05-11	JTF1901SC	13	JTR897	40	JTA897	520	116
300	KTM	300 EXC Enduro	Europe 12-16	JTF1901SC	14	JTR897	50	JTA897	520	118
300	KTM	300 EXC Enduro	Brazil 15-16	JTF1901SC	13	JTR897	52	JTA897	520	118
300	KTM	300 EXC Factory Edition	10	JTF1901SC		JTR897		JTA897	520	
300	KTM	300 EXC Six Days	10-11	JTF1901SC	13	JTR897	40	JTA897	520	118
300	KTM	300 EXC Six Days	12-16	JTF1901SC	14	JTR897	50	JTA897	520	118
300	KTM	300 EXC-E Enduro (from Dec '07)	Europe 07-08	JTF1901SC	13	JTR897	40	JTA897	520	118
300	KTM	300 EXC Enduro	USA 00-04	JTF1901SC	14	JTR897	52	JTA897	520	118
300	KTM	300 EXC Enduro	USA 05	JTF1901SC	13	JTR897	50	JTA897	520	118
300	KTM	300 MX	90	JTF1901SC	14	JTR897	48	JTA897	520	116
300	KTM	300 MX	91-94	JTF1901SC	14	JTR897	50	JTA897	520	116
300	KTM	300 MXC Motocross	01-02	JTF1901SC	14	JTR897	50	JTA897	520	118
300	KTM	300 MXC Motocross	USA 03-05	JTF1901SC	13	JTR897	50	JTA897	520	118
300	KTM	300 SX Motocross	95	JTF1901SC	13	JTR897	50	JTA897	520	118
300	KTM	300 SX Motocross	96	JTF1901SC	14	JTR897	50	JTA897	520	118
300	KTM	300 SX Motocross	02	JTF1901SC		JTR897		JTA897	520	118
300	KTM	300 XC	08-14	JTF1901SC	14	JTR897	50	JTA897	520	118
300	KTM	300 XC	15-16	JTF1901SC	13	JTR897	50	JTA897	520	118
300	KTM	300 XC-W	USA 10-16	JTF1901SC	13	JTR897	50	JTA897	520	118
300	KTM	300 XC-W Six Days	USA 15-16	JTF1901SC	13	JTR897	50	JTA897	520	118
350	KTM	350 Enduro	84-87	JTF1901SC	13	JTR896	52	JTA896	520	
350	KTM	350 Enduro	88-89	JTF1901SC	13	JTR896	50	JTA896	520	
350	KTM	350 EXC-F	12-16	JTF1901SC	14	JTR897	52	JTA897	520	118
350	KTM	350 EXC-F Six Days	Europe 12-16	JTF1901SC	14	JTR897	52	JTA897	520	118
350	KTM	350 EXC-F Six Days	Brazil 16	JTF1901SC	13	JTR897	52	JTA897	520	118
350	KTM	350 Freeride	12-15	JTF1901	11		48		520	
350	KTM	350 Freeride	16	JTF1901	12		48		520	
350	KTM	350 MX	89	JTF1901SC	13	JTR896	50	JTA896	520	116
350	KTM	350 LC4 Enduro	93-94	JTF1902	14	JTR897	50	JTA897	520	118
350	KTM	350 SX-F	11-16	JTF1901SC	14	JTR897	50	JTA897	520	118
350	KTM	350 XC-F	USA 11-12	JTF1901SC	14	JTR897	50	JTA897	520	118
350	KTM	350 XC-F	USA 13-16	JTF1901SC	13	JTR897	50	JTA897	520	118
350	KTM	350 XC-W	USA 12	JTF1901SC	13	JTR897	52	JTA897	520	118
350	KTM	350 XCF-W	13-16	JTF1901SC	13	JTR897	52	JTA897	520	118
350	KTM	350 XCF-W Six Days	14-16	JTF1901SC	13	JTR897	52	JTA897	520	118
360	KTM	360 SX Motocross	96-97	JTF1901SC	14	JTR897	50	JTA897	520	118
360	KTM	360 EXC Enduro	96-97	JTF1901SC	14	JTR897	50	JTA897	520	118
380	KTM	380 EXC Enduro	98-99	JTF1901SC	14	JTR897	50	JTA897	520	118
380	KTM	380 EXC Enduro	USA 99-02	JTF1901SC	14	JTR897	52	JTA897	520	118
380	KTM	380 EXC Enduro	Australia 00-02	JTF1901SC	14	JTR897	50	JTA897	520	118
380	KTM	380 EXC Enduro	Japan 00-02	JTF1901SC	14	JTR897	50	JTA897	520	118
380	KTM	380 EXC Enduro	Europe 00-02	JTF1901SC	15	JTR897	48	JTA897	520	118
380	KTM	380 MXC Motocross	01-02	JTF1901SC		JTR897		JTA897	520	118
380	KTM	380 SX Motocross	98-02	JTF1901SC	14	JTR897	50	JTA897	520	118

CC	Make	Model	Year	Front Sprocket	T	Rear Sprocket	T	Aluminium Rear Sprocket	Chain Pitch	Chain Length
380	KTM	380 SX Motocross	USA 99	JTF1901SC	14	JTR897	52	JTA897	520	118
400	KTM	400 Duke	95-96	JTF1902	16	JTR897	42	JTA897	520	118
400	KTM	400 EGS-E	96-98	JTF1902	15	JTR897	45	JTA897	520	118
400	KTM	400 LC4 Enduro	93	JTF1902	14	JTR897	50	JTA897	520	118
400	KTM	400 LC4 Enduro	97-01	JTF1902	15	JTR897	45	JTA897	520	118
400	KTM	400 LC4 E Enduro	97-01	JTF1902	15	JTR897	45	JTA897	520	118
400	KTM	400 LSE	97-98	JTF1902	15	JTR897	45	JTA897	520	118
400	KTM	400 EXC Racing	Europe 00-02	JTF1901SC	15	JTR897	48	JTA897	520	118
400	KTM	400 EXC Racing	USA 00-02	JTF1901SC	14	JTR897	50	JTA897	520	118
400	KTM	400 EXC Racing	Australia 00-02	JTF1901SC	14	JTR897	45	JTA897	520	118
400	KTM	400 EXC Enduro Racing	01-02	JTF1901SC	14	JTR897	50	JTA897	520	118
400	KTM	400 EXC Enduro Racing	03-11	JTF1901SC	15	JTR897	45	JTA897	520	118
400	KTM	400 EXC-F Factory Edition	10-11	JTF1901SC		JTR897		JTA897	520	
400	KTM	400 MXC Racing	01-02	JTF1901SC	14	JTR897	50	JTA897	520	118
400	KTM	400 SC Super Competition	95-96	JTF1902	14	JTR897	50	JTA897	520	118
400	KTM	400 SC Super Competition	97-00	JTF1902	16	JTR897	48	JTA897	520	118
400	KTM	400 SX Motocross	USA 98	JTF1902	14	JTR897	45	JTA897	520	118
400	KTM	400 SX Racing	99-02	JTF1901SC	14	JTR897	50	JTA897	520	118
400	KTM	400 XC-W	USA 10	JTF1901SC	13	JTR897	52	JTA897	520	118
420	KTM	420 Enduro	81-83	JTF1901SC	14	JTR896	52	JTA896	520	116
420	KTM	420 MX	81-83	JTF1901SC	14	JTR896	52	JTA896	520	116
440	KTM	440 MX	94	JTF1901SC	13	JTR897	50	JTA897	520	
450	KTM	450 EXC Enduro Racing	Australia 03	JTF1901SC	14	JTR897	50	JTA897	520	118
450	KTM	450 EXC Enduro Racing	Australia 10-12	JTF1901SC	15	JTR897	45	JTA897	520	118
450	KTM	450 EXC Enduro Racing	Australia 13-16	JTF1901SC	14	JTR897	52	JTA897	520	118
450	KTM	450 EXC Enduro Racing	Europe 03-12	JTF1901SC	15	JTR897	45	JTA897	520	118
450	KTM	450 EXC Enduro Racing	Europe 13-16	JTF1901SC	14	JTR897	52	JTA897	520	118
450	KTM	450 EXC-F Factory Edition	10-11	JTF1901SC	14	JTR897	52	JTA897	520	118
450	KTM	450 EXC Six Days	Europe 10-13	JTF1901SC	15	JTR897	45	JTA897	520	118
450	KTM	450 EXC Six Days	14-16	JTF1901SC	14	JTR897	52	JTA897	520	118
450	KTM	450 EXC-F Six Days	11	JTF1901SC		JTR897		JTA897	520	
450	KTM	450 EXC Enduro Racing	USA 05	JTF1901SC	14	JTR897	50	JTA897	520	118
450	KTM	450 MXC Racing	USA 03-04	JTF1901SC	15	JTR897	45	JTA897	520	118
450	KTM	450 MXC Racing	USA 05	JTF1901SC	14	JTR897	50	JTA897	520	118
450	KTM	450 RR	14	JTF1901SC	15	JTR897	48	JTA897	520	118
450	KTM	450 SMR	04-07	JTF1901SC	14	JTR897	45	JTA897	520	120
450	KTM	450 SMR	08-14	JTF1901SC	14	JTR897	48	JTA897	520	118
450	KTM	450 SX Motocross Racing	03	JTF1901SC	14	JTR897	50	JTA897	520	118
450	KTM	450 SX Motocross Racing	04-06	JTF1901SC	14	JTR897	52	JTA897	520	118
450	KTM	450 SX-F	07-12	JTF1901SC	14	JTR897	52	JTA897	520	116
450	KTM	450 SX-F	13-15	JTF1901SC	14	JTR897	50	JTA897	520	118
450	KTM	450 SX-F	16	JTF1901SC	13	JTR897	48	JTA897	520	118
450	KTM	450 SX-F Factory Edition	13-15	JTF1901SC	14	JTR897	52	JTA897	520	118
450	KTM	450 XC-F	08-09	JTF1901SC	14	JTR897	52	JTA897	520	116
450	KTM	450 XC-F	13-15	JTF1901SC	14	JTR897	50	JTA897	520	118
450	KTM	450 XC-F	16	JTF1901SC	13	JTR897	48	JTA897	520	118
450	KTM	450 XC-W	08-11	JTF1901SC	14	JTR897	50	JTA897	520	116
450	KTM	450 XC-W	12-16	JTF1901SC	13	JTR897	52	JTA897	520	118
450	KTM	450 XC-W	ZA 10	JTF1901SC	13	JTR897	52	JTA897	520	118
450	KTM	450 XC-W Six Days	USA 10-11	JTF1901SC	13	JTR897	52	JTA897	520	118
495	KTM	495 MX	81-84	JTF1901SC	14	JTR896	52	JTA896	520	116
500	KTM	500 MX	85-87	JTF1901SC	14	JTR896	52	JTA896	520	116
500	KTM	500 MX	88-89	JTF1901SC	14	JTR896	50	JTA896	520	116
500	KTM	500 MX	90	JTF1901SC	14	JTR896	52	JTA896	520	116
500	KTM	500 MX	91-93	JTF1901SC	14	JTR896	50	JTA896	520	116
500	KTM	500 SX Motocross	95	JTF1901SC	14	JTR897	50	JTA897	520	116

CC	Make	Model	Year	Front Sprocket	T	Rear Sprocket	T	Aluminium Rear Sprocket	Chain Pitch	Chain Length
500	KTM	500 EXC	Australia 12-15	JTF1901SC	13	JTR897	50	JTA897	520	118
500	KTM	500 EXC	Australia 16	JTF1901SC	14	JTR897	50	JTA897	520	118
500	KTM	500 EXC	Europe 12	JTF1901SC	13	JTR897	50	JTA897	520	118
500	KTM	500 EXC	Europe 13-16	JTF1901SC	14	JTR897	50	JTA897	520	118
500	KTM	500 EXC Six Days	Europe 12	JTF1901SC	13	JTR897	50	JTA897	520	118
500	KTM	500 EXC Six Days	13-16	JTF1901SC	14	JTR897	50	JTA897	520	118
500	KTM	500 XC-W	USA 12-16	JTF1901SC	13	JTR897	50	JTA897	520	118
505	KTM	505 SX-F	07-09	JTF1901SC	14	JTR897	52	JTA897	520	118
505	KTM	505 XC-F	08-09	JTF1901SC	14	JTR897	52	JTA897	520	116
505	KTM	505 XC-W	08	JTF1901SC	14	JTR897	52	JTA897	520	116
520	KTM	520 EXC Enduro Racing	99	JTF1901SC	14	JTR897	50	JTA897	520	118
520	KTM	520 EXC Enduro Racing	01-02	JTF1901SC	14	JTR897	48	JTA897	520	118
520	KTM	520 EXC Enduro Racing	Australia 00-02	JTF1901SC	15	JTR897	40	JTA897	520	118
520	KTM	520 EXC Enduro Racing	Europe 00-02	JTF1901SC	15	JTR897	40	JTA897	520	118
520	KTM	520 EXC Enduro Racing	USA 00-02	JTF1901SC	14	JTR897	48	JTA897	520	118
520	KTM	520 MXC Racing	01-02	JTF1901SC	14	JTR897	48	JTA897	520	118
520	KTM	520 SX Motocross Racing	99-02	JTF1901SC	14	JTR897	48	JTA897	520	118
525	KTM	525 EXC Enduro Racing	Australia 03	JTF1901SC	14	JTR897	48	JTA897	520	118
525	KTM	525 EXC Enduro Racing	USA 03	JTF1901SC	14	JTR897	48	JTA897	520	118
525	KTM	525 EXC Enduro Racing	Europe 03-07	JTF1901SC	15	JTR897	45	JTA897	520	118
525	KTM	525 MXC Desert Racing	03-04	JTF1901SC	14	JTR897	45	JTA897	520	118
525	KTM	525 MXC Desert Racing	05	JTF1901SC	15	JTR897	45	JTA897	520	118
525	KTM	525 XC Desert Racing	07	JTF1901SC	15	JTR897	45	JTA897	520	118
525	KTM	525 MXC Racing	USA 03-05	JTF1901SC	15	JTR897	45	JTA897	520	118
525	KTM	525 SMR	04-05	JTF1901SC	14	JTR897	45	JTA897	520	118
525	KTM	525 SX Motocross Racing	03-06	JTF1901SC	14	JTR897	48	JTA897	520	118
530	KTM	530 EXC	08-11	JTF1901SC	15	JTR897	45	JTA897	520	118
530	KTM	530 EXC Six Days	10-11	JTF1901SC	15	JTR897	45	JTA897	520	118
530	KTM	530 EXC-F Factory Edition	10-11	JTF1901SC		JTR897		JTA897	520	
530	KTM	530 XC-W	ZA 10	JTF1901SC	13	JTR897	50	JTA897	520	118
530	KTM	530 XC-W Six Days	USA 10-11	JTF1901SC	15	JTR897	45	JTA897	520	118
540	KTM	540 SXS Racing	01-02	JTF1901SC		JTR897		JTA897	520	
560	KTM	560 SMR	06-07	JTF1901SC	14	JTR897	45	JTA897	520	120
600	KTM	600 LC4 Enduro	88-89	JTF1902	15	JTR896	45	JTA896	520	114
600	KTM	600 LC4 Enduro	90	JTF1902	15	JTR897	45	JTA897	520	114
600	KTM	600 LC4 Enduro	91-93	JTF1902	15	JTR897	50	JTA897	520	116
600	KTM	600 LC4 MX	89	JTF1902	15	JTR896	52	JTA896	520	114
600	KTM	600 LC4 MX	90-92	JTF1902	15	JTR897	52	JTA897	520	116
620	KTM	620 Duke	95-98	JTF1902	17	JTR897	38	JTA897	520	118
620	KTM	620 EGS-E Adventurer	98	JTF1902	17	JTR897	45	JTA897	520	118
620	KTM	620 LC4 Enduro	94	JTF1902	15	JTR897	50	JTA897	520	118
620	KTM	620 LC4 Enduro	95-96	JTF1902	14	JTR897	50	JTA897	520	118
620	KTM	620 LC4 E Enduro	97-98	JTF1902	16	JTR897	50	JTA897	520	118
620	KTM	620 LC4 MX	94	JTF1902	15	JTR897	50	JTA897	520	118
620	KTM	620 LC4 SX Motocross	95-98	JTF1902	15	JTR897	50	JTA897	520	118
620	KTM	620 LSE	97-98	JTF1902	16	JTR897	40	JTA897	520	118
620	KTM	620 SC Super Competition	95-96	JTF1902	15	JTR897	50	JTA897	520	118
620	KTM	620 SC Super Competition	97-99	JTF1902	14	JTR897	50	JTA897	520	118
620	KTM	620 SC Super Competition	00-01	JTF1902	16	JTR897	40	JTA897	520	118
620	KTM	620 SC Supermoto	00-01	JTF1902	17	JTR897	40	JTA897	520	118
625	KTM	625 LC4 SC Supermoto	02	JTF1902	16	JTR897	42	JTA897	520	118
625	KTM	625 LC4 Supercompetition	02	JTF1902	15	JTR897	42	JTA897	520	118
625	KTM	625 SXC	03-06	JTF1902	16	JTR897	40	JTA897	520	118
625	KTM	625 SMC	04	JTF1902	16	JTR897	38	JTA897	520	118
625	KTM	625 SMC	05-06	JTF1902	17	JTR897	40	JTA897	520	118
640	KTM	640 LC4 Adventurer R	99-07	JTF1902	16	JTR897	42	JTA897	520	118

CC	Make	Model	Year	Front Sprocket	T	Rear Sprocket	T	Aluminium Rear Sprocket	Chain Pitch	Chain Length
640	KTM	640 LC4 Duke II	00-03	JTF1902	17	JTR897	38	JTA897	520	118
640	KTM	640 LC4 Duke II	04-06	JTF1902	17	JTR897	42	JTA897	520	118
640	KTM	640 LC4 E Enduro	00-06	JTF1902	16	JTR897	42	JTA897	520	118
640	KTM	640 LC4 Super Moto	99-06	JTF1902	17	JTR897	42	JTA897	520	118
660	KTM	660 Rallye	00-02	JTF1902		JTR897		JTA897	520	
660	KTM	660 SMC	03-04	JTF1902	16	JTR897	38	JTA897	520	118
660	KTM	660 SMC	05-06	JTF1902	17	JTR897	40	JTA897	520	118
690	KTM	690 Enduro	08-10	JTF1902	15	JTR897	45	JTA897	520	118
690	KTM	690 Enduro R	08-16	JTF1902	15	JTR897	45	JTA897	520	118

KTM Four Wheels

450	KTM	450 XC	08-12	JTF1901SC	14	JTA881	38	JTA881	520	118
450	KTM	450 SX	09-12	JTF1901SC	14	JTA881	38	JTA881	520	118
505	KTM	505 SX	09-13	JTF1901SC	14	JTA881	38	JTA881	520	118
525	KTM	525 XC	08-13	JTF1901SC	15	JTA881	38	JTA881	520	118

Kymco ATV

50	Kymco	50 KXR	04-07	JTF259	16		28		428	74
50	Kymco	50 MXer	02-04	JTF327	14	JTR1071	30		520	78
50	Kymco	50 MXer	Germany 02-04	JTF327	15	JTR1071	30		520	78
50	Kymco	50 MXU	04-07	JTF327	14	JTR1071	30		520	78
50	Kymco	50 MXU Reverse	07-15	JTF327	14	JTR1071	30		520	86
50	Kymco	90 KXR	05-07	JTF259	16		28		428	74
50	Kymco	90 Maxxer	05-07	JTF259	16		28		428	74
150	Kymco	150 MXer / MXU	02-15	JTF1041	14	JTR1071	30		520	78
250	Kymco	250 KXR / KXU	02-13	JTF1042	14	JTR1072	38		520	94
250	Kymco	250 MXU	05-15	JTF1042	14	JTR1072	38		520	94
300	Kymco	300 Maxxer	05-13	JTF1042	14	JTR1072	38		520	92

Maico Off Road Bikes

250	Maico	250	83-85	JTF1901SC					520	
250	Maico	250 GS/MC	83	JTF1901SC	13		52		520	
250	Maico	250 GME	86-87	JTF1901SC	13		52		520	
490	Maico	490	83-85	JTF1901SC					520	
500	Maico	500 Enduro	99	JTF1901SC					520	
500	Maico	500 GME	86-87	JTF1901SC	13		52		520	
500	Maico	500 GS/MC	83	JTF1901SC	13		52		520	



SC Self Cleaning Off-Road Front Sprockets

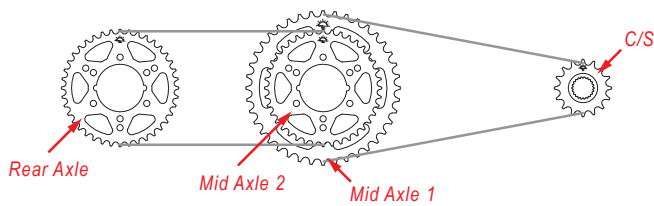
CC	Make	Model	Year	Front Sprocket			Rear Sprocket			Chain		
				Position	Part	T	Position	Part	T	Pitch	Length	
Polaris ATV												
250	Polaris	250 Cyclone		87	C/S	JTF3221	13	Rear	JTR1478	42	520	74
250	Polaris	250 Scrambler		85-86	C/S	JTF3221	13	Rear	JTR1478	42	520	74
250	Polaris	250 Trail Blazer	W7221	90	C/S	JTF3221	13	Rear	JTR1478	42	520	88
250	Polaris	250 Trail Blazer	W7221	91	C/S	JTF3221	13	Rear	JTR1478	34	520	84
250	Polaris	250 Trail Blazer	W7221	92	C/S	JTF3221	11	Rear	JTR1478	34	520	84
250	Polaris	250 Trail Blazer	W7221	93	C/S	JTF3221	11	Rear	JTR1478	38	520	86
250	Polaris	250 Trail Blazer	W7221	94	C/S	JTF3221	11	Rear	JTR1478	40	520	86
250	Polaris	250 Trail Blazer	W7221	95	C/S	JTF3221	12	Rear	JTR1478	42	520	88
250	Polaris	250 Trail Blazer ES		96-99	C/S	JTF3221	12	Rear	JTR1478	42	520	88
250	Polaris	250 Trail Blazer		00	C/S	JTF3221	11	Rear	JTR1478	38	520	
250	Polaris	250 Trail Blazer (built before 7/15/00)		01	C/S	JTF3221	11	Rear	JTR1478	38	520	
250	Polaris	250 Trail Blazer (built after 7/15/00)		01	C/S	JTF3221	11	Rear	JTR1478	36	520	
250	Polaris	250 Trail Blazer		02-03	C/S	JTF3221	11	Rear	JTR1478	36	520	76
250	Polaris	250 Trail Boss	W8527	85-89	C/S	JTF3221	13	Rear	JTR1478	42	520	88
250	Polaris	250 Trail Boss	W8527	90	C/S	JTF3221	13	Rear	JTR1478	38	520	86
250	Polaris	250 Trail Boss	W8527	91-93	C/S	JTF3221	13	Rear	JTR1478	34	520	84
250	Polaris	250 Trail Boss	W8527	94	C/S	JTF3221	11	Rear	JTR1478	40	520	86
250	Polaris	250 Trail Boss	W8527	95-99	C/S	JTF3221	12	Rear	JTR1478	42	520	88
250	Polaris	250 Trail Boss 2 x 4	W7527	85	C/S	JTF3221	13	Rear	JTR1478	38	520	
250	Polaris	250 Trail Boss 2 x 4	W7527	86-87	C/S	JTF3221	13	Rear	JTR1478	42	520	74
250	Polaris	250 Trail Boss 2 x 4	W7527	88-93	C/S	JTF3221	13	Rear	JTR1478	38	520	86
250	Polaris	250 Trail Boss 4 x 4	W8127	87-88	C/S 1 C/S 2 Front Axle Centre 1 Centre 2	JTF3221 JTF3221 JTF3221 JTF3221 JTF3221	12 11 22 11 22	Mid Axle 1	JTR1478	42	520 520 520	74 76 64
250	Polaris	250 Trail Boss 4 x 4		89-92	C/S 1 C/S 2 Front Axle Centre 1 Centre 2	JTF3221 JTF3222 JTF3323 JTF3221 JTF3323	12 11 22 11 22	Mid Axle 1	JTR1478	42	520 520 520	88 70 64
250	Polaris	250 4 x 4		93	C/S 1 C/S 2 Front Axle Centre 1 Centre 2	JTF3221 JTF3222 JTF3323 JTF3221 JTF3323	12 11 22 11 22	Mid Axle 1	JTR1478	42	520 520 520	88 70 64
250	Polaris	250 Big Boss 4 x 6		89	C/S	JTF3221	13	Mid Axle 1 Mid Axle 2 Rear Axle	JTR1478 JTR1478 JTR1478	42 30 30	520 520	88 108
250	Polaris	250 Big Boss 4 x 6		90-92	C/S	JTF3221	12	Mid Axle 1 Mid Axle 2 Rear Axle	JTR1478 JTR1478 JTR1478	42 30 30	520 520	88 108
250	Polaris	250 Big Boss 6 x 6	W8727	91-92	C/S 1 C/S 2 Front Axle Centre 1 Centre 2	JTF3222 JTF3323 JTF3221 JTF3323	12 11 22 11 24	Mid Axle 1 Mid Axle 2 Rear Axle	JTR1478 JTR1478 JTR1478	42 30 30	520 520 520	88 72 64 108
250	Polaris	250 6 x 6		93	C/S 1 C/S 2 Front Axle Centre 1 Centre 2	JTF3221 JTF3221 JTF3323 JTF3221 JTF3323	12 11 22 11 24	Mid Axle 1 Mid Axle 2 Rear Axle	JTR1478 JTR1478 JTR1478	42 30 30	520 520 520	88 72 64 108
250	Polaris	250 Xplorer 4x4		01-02	C/S	JTF3221	12	Rear	JTR1478	42	520	80
300	Polaris	300 2 x 4	W7530	95-96	C/S	JTF3221	12	Rear	JTR1478	38	520	86
300	Polaris	300 Xpress		96-99	C/S	JTF3221	12	Rear	JTR1478	38	520	86
300	Polaris	300 Xplorer 4 X 4		96-99	C/S 1 C/S 2 Front Axle Centre 1 Centre 2	JTF3221 JTF3222 JTF3323 JTF3221 JTF3323	13 11 22 12 22	Mid Axle 1	JTR1478	40	520 520 520	84 70 64
300	Polaris	300 4 x 4	W8130	94-95	C/S 1 C/S 2 Front Axle Centre 1 Centre 2	JTF3221 JTF3222 JTF3323 JTF3221 JTF3323	13 11 22 12 22	Mid Axle 1	JTR1478	40	520 520 520	84 70 64

CC	Make	Model	Year	Front Sprocket			Rear Sprocket			Chain		
				Position	Part	T	Position	Part	T	Pitch	Length	
300	Polaris	300 6 x 6	94	C/S 1	JTF3221	13	Mid Axle 1	JTR1478	42	520	88	
				C/S 2	JTF3222	11				520	72	
				Front Axle	JTF3323	22	Mid Axle 2	JTR1478	30	520	64	
				Centre 1	JTF3221	11				520	108	
				Centre 2	JTF3323	24				Rear Axle	JTR1478	30
325	Polaris	325 Trail Boss 2 x 4	W7539	00	C/S	JTF3221	11	Rear	JTR1478	42	520	80
325	Polaris	325 Trail Boss 2 x 4		01-02	C/S	JTF3221	11	Rear	JTR1478	40	520	78
330	Polaris	330 Trail Blazer 2 x 4		08-10	C/S	JTF3221	11	Rear	JTR1478	40	520	78
330	Polaris	330 Trail Boss 2 x 4		03-10	C/S	JTF3221	11	Rear	JTR1478	40	520	78
350	Polaris	350L Trail Boss 2 x 4	W7539	90-93	C/S	JTF3221	13	Rear	JTR1478	34	520	84
350	Polaris	350L Trail Boss 4 x 4	W8139	90-91	C/S 1	JTF3221	12	Mid Axle 1	JTR1478	34	520	84
					C/S 2	JTF3222	11				520	70
					Front Axle	JTF3323	22	Mid Axle 1	JTR1478	34	520	64
					Centre 1	JTF3221	12				520	
					Centre 2	JTF3323	22					
350	Polaris	350L 4 x 4	W8139	92	C/S 1	JTF3221	12	Mid Axle 1	JTR1478	34	520	84
				C/S 2	JTF3222	11	520				70	
					Front Axle	JTF3323	22				520	64
					Centre 1	JTF3221	12					
					Centre 2	JTF3323	22					
350	Polaris	350L 4 x 4	W8139	93	C/S 1	JTF3221	12	Mid Axle 1	JTR1478	34	520	84
					C/S 2	JTF3222	11				520	70
					Front Axle	JTF3323	22	Mid Axle 1	JTR1478	34	520	64
					Centre 1	JTF3221	11				520	
					Centre 2	JTF3323	22					
350	Polaris	350L Trail Boss/Sportsman 4 x 4	W8139	93	C/S 1	JTF3221	12	Mid Axle 1	JTR1478	34	520	84
					C/S 2	JTF3222	11				520	70
					Front Axle	JTF3323	22	Mid Axle 1	JTR1478	34	520	64
					Centre 1	JTF3221	12				520	
					Centre 2	JTF3323	22					
350	Polaris	350L 6 x 6	W8739	93	C/S 1	JTF3221	13	Mid Axle 1	JTR1478	42	520	88
					C/S 2	JTF3222	12				520	70
					Front Axle	JTF3323	22	Mid Axle 2	JTR1478	30	520	64
					Centre 1	JTF3221	12				520	116
					Centre 2	JTF3323	22				Rear Axle	JTR1478
400	Polaris	400L 2 x 4	W7540	94-95	C/S	JTF3221	13	Rear	JTR1478	34	520	84
400	Polaris	400L 2 x 4	W8140	94	C/S	JTF3221	13	Rear	JTR1478	34	520	84
400	Polaris	400L Sport	W8540	94-95	C/S	JTF3221	12	Rear	JTR1478	34	520	84
400	Polaris	400L Sport		96-99	C/S	JTF3221	13	Rear	JTR1478	34	520	84
400	Polaris	400 Xpress 2 x 4		96	C/S	JTF3221	13	Rear	JTR1478	34	520	84
400	Polaris	400L 4 x 4		94	C/S 1	JTF3221	13	Mid Axle 1	JTR1478	34	520	84
					C/S 2	JTF3222	11				520	70
					Front Axle	JTF3323	22	Mid Axle 1	JTR1478	34	520	64
					Centre 1	JTF3221	13				520	
					Centre 2	JTF3323	22					
400	Polaris	400 Scrambler 4 x 4	W7840	95	C/S 1	JTF3222	11	Mid Axle 1	JTR1478	38	520	84
					C/S 2	JTF3222	11				520	70
					Front Axle	JTF3323	22	Mid Axle 1	JTR1478	38	520	64
					Centre 1	JTF3221	12				520	
					Centre 2	JTF3323	22					
400	Polaris	400 Scrambler 4 x 4	W7840	96-99	C/S 1	JTF3221	13	Mid Axle 1	JTR1478	38	520	84
					C/S 2	JTF3222	11				520	70
					Front Axle	JTF3323	22	Mid Axle 1	JTR1478	38	520	64
					Centre 1	JTF3221	12				520	
					Centre 2	JTF3323	22					
400	Polaris	400 Scrambler 4 x 4 / 2 x 4		00-02	C/S	JTF3221	13	Rear	JTR1478	36	520	76
400	Polaris	400 Sportsman 4 x 4	W8040	94-96	C/S 1	JTF3221	13	Mid Axle 1	JTR1478	34	520	84
					C/S 2	JTF3222	11				520	70
					Front Axle	JTF3323	22	Mid Axle 1	JTR1478	34	520	64
					Centre 1	JTF3221	13				520	
					Centre 2	JTF3323	22					
400	Polaris	400 Trail Blazer 2 x 4		03	C/S	JTF3221	13	Rear	JTR1478	36	520	76
400	Polaris	400 Xplorer 4 x 4	W9140	95-99	C/S 1	JTF3221	13	Mid Axle 1	JTR1478	34	520	84
					C/S 2	JTF3222	11				520	70
					Front Axle	JTF3323	22	Mid Axle 1	JTR1478	34	520	64
					Centre 1	JTF3221	13				520	
					Centre 2	JTF3323	22					

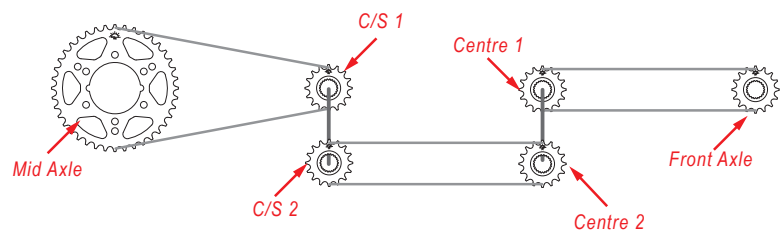
CC	Make	Model	Year	Front Sprocket			Rear Sprocket			Chain		
				Position	Part	T	Position	Part	T	Pitch	Length	
400	Polaris	400L '6 x 6	W8740	94-98	C/S 1	JTF3221	13	Mid Axle 1	JTR1478	42	520	88
				C/S 2	JTF3222	11			520	70		
				Front Axle	JTF3323	22			520	64		
				Centre 1	JTF3221	12	Mid Axle 2	JTR1478	30	520	116	
				Centre 2	JTF3323	22	Rear Axle	JTR1478	30			
400	Polaris	400 Scrambler		00-01	C/S	JTF3221	13	Rear	JTR1478	36	520	
425	Polaris	425 Magnum 2 x 4	W7544	95-98	C/S	JTF3221	12	Rear	JTR1478	38	520	86
425	Polaris	425 Magnum 4 x 4	W8144	95-98	C/S 1	JTF3221	12	Mid Axle 1	JTR1478	38	520	86
				C/S 2	JTF3222	11			520	70		
				Front Axle	JTF3323	22			520	68		
				Centre 1	JTF3221	11						
				Centre 2	JTF3323	22						
425	Polaris	425 Magnum 6 x 6		96	C/S 1	JTF3221	12	Mid Axle 1	JTR1478	42	520	88
				C/S 2	JTF3222	11			520	72		
				Front Axle	JTF3323	22			520	68		
				Centre 1	JTF3221	11	Mid Axle 2	JTR1478	30	520	116	
				Centre 2	JTF3323	24	Rear Axle	JTR1478	30			
450	Polaris	450 Outlaw S		08-10	C/S	JTF1901	14	Rear	JTR1480	38	520	98
450	Polaris	450 Outlaw MXR		09-10	C/S	JTF1901	14	Rear	JTR1480	38	520	98
500	Polaris	500 Outlaw		06-07	C/S	JTF1309	14	Rear			520	90
500	Polaris	500 Predator E 2x4		03-04	C/S	JTF1309	14	Rear	JTR1480	37	520	94
500	Polaris	500 Predator		05-06	C/S	JTF1309	14	Rear	JTR1480	38	520	94
500	Polaris	500 Predator LE		07	C/S	JTF1309	14	Rear	JTR1480	38	520	94
500	Polaris	500 Scrambler 4 x 4		00-11	C/S	JTF3221	13	Rear	JTR1478	36	520	
525	Polaris	525 Outlaw		07	C/S	JTF1901	14	Rear			520	98
525	Polaris	525 Outlaw IRS		08-09	C/S	JTF1901	14	Rear			520	98
525	Polaris	525 Outlaw IRS 2 x 4		10-11	C/S	JTF1901	14	Rear			520	98
525	Polaris	525 Outlaw S		08-10	C/S	JTF1901	14	Rear	JTR1480	38	520	98

JT Sprockets - Polaris Sprocket Arrangement

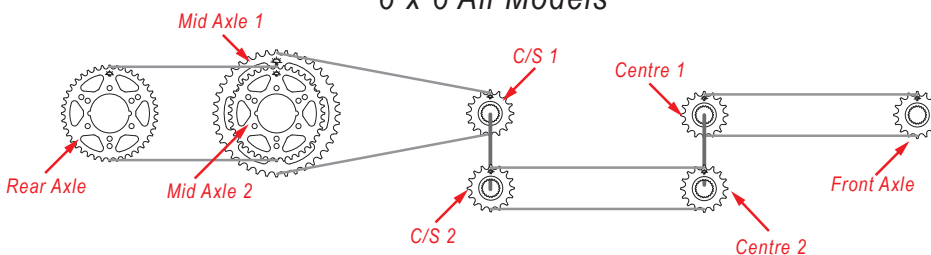
4 x 6 All Models



4 x 4 All Models



6 x 6 All Models



CC	Make	Model	Year	Front Sprocket	T	Rear Sprocket	T	Aluminium Rear Sprocket	Chain Pitch	Chain Length
Rieju Off Road Bikes										
50	Rieju	50 MRT Pro	09-10	JTF1120	11	JTR1131	52		420	132
50	Rieju	50 MX D/T	09		10		52		420	
Suzuki Off Road Bikes										
50	Suzuki	JR50 C,N,T,X,Z	USA	78-82	JTF563	13	JTR1780	28		420 78
50	Suzuki	JR50 RD	USA	83	JTF563	13	JTR1780	28		420 78
50	Suzuki	JR50 F,G,H,J,K,L,M,N,P,R,S,T,V,W,X,Y,K1,K2,K3,K4,K5,K6		85-06	JTF563	13	JTR1780	28		420 78
50	Suzuki	RM50 C,N,T	USA	78-80	JTF563	12	JTR801	42		420 92
50	Suzuki	RM50		81-82	JTF429	12	JTR801	41		420 92
50	Suzuki	RMX50		97-99	JTF413	12	JTR799	50		420
60	Suzuki	RM60 N	USA	79	JTF563	12	JTR801	44		420 94
60	Suzuki	RM60 T,X,Z,D	USA	80-83	JTF563	12	JTR801	42		420 92
60	Suzuki	RM60 K3		03	JTF546	13	JTR464	44	JTA464	420 104
65	Suzuki	RM65 K3-K5		03-05	JTF546	13	JTR1465	47	JTA1465	420 110
65	Suzuki	RM65 K3-K5 >>>>> 428 Chain Conversion		03-05	JTF555	13	JTR1466	47		428 110
70	Suzuki	DR-Z70 K8,K9,L0-L6		08-16	JTF428	13		33		428 78
75	Suzuki	TM75 L/M/A	USA	74-76	JTF563	15	JTR801	42		420 110
80	Suzuki	DS80 C,N		78-79	JTF428	14	JTR802	40		428 88
80	Suzuki	DS80 T,X,Z		80-82	JTF428	12	JTR802	34		428 96
80	Suzuki	DS80 D,F,G,H,J,K,L,M,N,P,R,S,T,V,W,X,Y,K1,K2,K3		82-03	JTF428	12	JTR802	34		428 96
80	Suzuki	JR80 D,F,G,H,J,K,L,M,N,P,R,S,T,V,W,X,Y,K1,K2,K3		82-03	JTF428	12	JTR802	34		428 96
80	Suzuki	JR80 K4		04	JTF428	12	JTR802	34		428 112
80	Suzuki	RM80 B	USA	77	JTF428	13	JTR802	46		428 130
80	Suzuki	RM80 C	USA	78	JTF428	14	JTR802	42		428 104
80	Suzuki	RM80 N,T,X		79-81	JTF428	13	JTR802	48		428 110
80	Suzuki	RM80 T/X	USA	80-81	JTF428	14	JTR802	50		428 112
80	Suzuki	RM80 Z		82	JTF428	13	JTR798	52	JTA798	428 116
80	Suzuki	RM80 Z	USA	82	JTF1263	13	JTR798	52	JTA798	428 116
80	Suzuki	RM80 XD (Small Wheels)		83	JTF416	14	JTR798	50	JTA798	428 132
80	Suzuki	RM80 D	USA	83	JTF1263	13	JTR798	50	JTA798	428 118
80	Suzuki	RM80 XE,XF (Small Wheels)		84-85	JTF416	14	JTR798	44	JTA798	428 132
80	Suzuki	RM80 E/F	USA	84-85	JTF1263	13	JTR798	44	JTA798	428 114
80	Suzuki	RM80 HD,HE,HF		83-85	JTF416	14	JTR798	56	JTA798	428 136
80	Suzuki	RM80 XG,XH,XJ		86-88	JTF413	14		50		420 120
80	Suzuki	RM80 XG,XH,XJ >>> 428 Chain Conversion		86-88	JTF416	14	JTR798	50	JTA798	428 120
80	Suzuki	RM80 XK,XL,XM,XN,XP,XR,XS,XT,XV,XW,XX,XY,K1		89-01	JTF416	14	JTR798	48	JTA798	428 118
80	Suzuki	RM80 K,L,M,N,P,R,S,T,V,W,X,Y,K1	USA	86-01	JTF1263	14	JTR798	48	JTA798	428 118
80	Suzuki	RM80 V,W,X,Y,K1 (Big Wheels)		97-01	JTF416	13	JTR798	48	JTA798	428 118
85	Suzuki	RM85 K2-K9,L0-L6		02-16	JTF416	14	JTR798	47	JTA798	428 118
85	Suzuki	RM85 K2-K9,L0-L6	USA	02-16	JTF1263	14	JTR798	47	JTA798	428 118
85	Suzuki	RM85 L K2-K9,L0-L6 (Big Wheel)		02-16	JTF416	13	JTR798	47	JTA798	428 122
85	Suzuki	RM85 L K2-K9,L0-L6 (Big Wheel)	USA	02-16	JTF1263	14	JTR798	47	JTA798	428 122
90	Suzuki	RV90 J/K/L/M/A/B	USA	72-77	JTF1263	15	JTR802	47		428
100	Suzuki	DR100 D,E,F,G,H,J,K,L	USA	83-90	JTF426	13	JTR804	42		428 112
100	Suzuki	RM100 A,B		76-77	JTF426	14	JTR809	57		428 132
100	Suzuki	RM100 C		78	JTF426	14		57		428 132
100	Suzuki	RM100 N,T,X,Z		79-82	JTF426	14	JTR805	60		428 132
100	Suzuki	RM100 N,T,X,Z <<< 520 Chain Conversion		79-82	JTF427SC	11	JTR808	47	JTA808	520
100	Suzuki	RM100 K3		03	JTF546	13	JTR461	51	JTA461	420 124
100	Suzuki	RM100 K3 >>> 428 Chain Conversion		03	JTF555	13	JTR462	51	JTA462	428 124
100	Suzuki	SP100 D	USA	83	JTF426	13	JTR804	45		428 118
100	Suzuki	TC100		72-77	JTF1467	13	JTR809	47		428 124
100	Suzuki	TC100 K,L,M	USA	73-75			JTR809	50		428 114
100	Suzuki	TC100 A,B	USA	76-77			JTR809	47		428 124
100	Suzuki	TF100		81-	JTF1263	13	JTR809	53		428 118

CC	Make	Model	Year	Front Sprocket	T	Rear Sprocket	T	Aluminium Rear Sprocket	Chain Pitch	Chain Length
100	Suzuki	TM100 L,M	USA 74-75	JTF1263	14	JTR809	57		428	
100	Suzuki	TS100 K,L,M	USA 73-75	JTF1263	14	JTR809	47		428	116
100	Suzuki	TS100 A,B	USA 76-77	JTF1263	13	JTR809	49		428	124
100	Suzuki	TS100 C	USA 78	JTF1263	14	JTR809	44		428	114
100	Suzuki	TS100 N	USA 79	JTF1263	14	JTR809	46		428	114
100	Suzuki	TS100 T,X	USA 80-81	JTF1263	14	JTR809	46		428	116
125	Suzuki	DF125	83	JTF426	13	JTR804	53		428	136
125	Suzuki	DR-Z125 K3-K9,L0-L6	03-16	JTF409	14	JTR797	51		428	134
125	Suzuki	DR-Z125 L K3-K9,L0-L6	03-16	JTF409	14	JTR797	57		428	134
125	Suzuki	DS125 N,T,X	USA 79-81	JTF1263	15	JTR809	44		428	114
125	Suzuki	RM125 M	USA 75	JTF1263	14	JTR809	60		428	126
125	Suzuki	RM125 A,B	76-77	JTF426	14	JTR809	60		428	132
125	Suzuki	RM125 C	78	JTF426	14		60		428	132
125	Suzuki	RM125 N	79	JTF426	14		59		428	132
125	Suzuki	RM125 T,X,Z	80-82	JTF427SC	12	JTR808	51	JTA808	520	112
125	Suzuki	RM125 D	83	JTF427SC	12	JTR808	51	JTA808	520	114
125	Suzuki	RM125 E	84	JTF427SC	12	JTR808	51	JTA808	520	116
125	Suzuki	RM125 F	85	JTF427SC	12	JTR808	49	JTA808	520	116
125	Suzuki	RM125 G	86	JTF427SC	12	JTR808	51	JTA808	520	116
125	Suzuki	RM125 H	87	JTF427SC	12	JTR808	53	JTA808	520	116
125	Suzuki	RM125 H	USA 87	JTF427SC	12	JTR808	51	JTA808	520	114
125	Suzuki	RM125 J,K,L,M	88-91	JTF427SC	13	JTR808	51	JTA808	520	114
125	Suzuki	RM125 N,P,R,S,T	92-96	JTF427SC	12	JTR808	49	JTA808	520	114
125	Suzuki	RM125 V,W,X	97-99	JTF427SC	12	JTR808	50	JTA808	520	114
125	Suzuki	RM125 Y,K1,K2,K3,K4,K5	00-05	JTF427SC	12	JTR808	49	JTA808	520	114
125	Suzuki	RM125 K5	USA 05	JTF427SC	12	JTR808	50	JTA808	520	114
125	Suzuki	RM125 K6,K7,K8,K9,L0,L1	06-11	JTF427SC	12	JTR808	51	JTA808	520	114
125	Suzuki	RM125 L2	12	JTF427SC	12	JTR808	51	JTA808	520	114
125	Suzuki	TM125 K,L,M	USA 73-75	JTF1263	15	JTR809	61		428	124
175	Suzuki	PE175 C,N	78-79	JTF427SC	12	JTR822	48	JTA822	520	106
175	Suzuki	PE175 T,X	80-81	JTF427SC	12	JTR1785	48		520	106
175	Suzuki	PE175 Z,D,E	82-84	JTF427SC	12	JTR1785	48		520	110
175	Suzuki	RS175 T,X,Z	USA 80-82	JTF427SC	12	JTR808	46	JTA808	520	106
185	Suzuki	DS185 C,N,T	USA 78-80	JTF422	12	JTR811	39		520	102
250	Suzuki	DR250 L,M,N,P Off Road	90-93	JTF432SC	13	JTR808	49	JTA808	520	110
250	Suzuki	DR250 SE-P,R,S Off Road	93-95	JTF432SC	14	JTR822	42	JTA822	520	108
250	Suzuki	DR250 SE-P,R Off Road	Australia 93-94	JTF432SC	14	JTR822	47	JTA822	520	108
250	Suzuki	PE250 N	78-79	JTF431	14	JTR822	52	JTA822	520	108
250	Suzuki	PE250 T,X,Z,D	80-82	JTF431	14	JTR1786	52		520	110
250	Suzuki	RM250 A,B,C,C2	USA 76-78	JTF431	13		50		520	108
250	Suzuki	RM250 N,T	79-80	JTF431	14	JTR822	50	JTA822	520	108
250	Suzuki	RM250 X	81	JTF431	14	JTR808	50	JTA808	520	114
250	Suzuki	RM250 Z	82	JTF432SC	14	JTR808	49	JTA808	520	114
250	Suzuki	RM250 D	83	JTF432SC	14	JTR808	50	JTA808	520	116
250	Suzuki	RM250 E,F,G	84-86	JTF432SC	14	JTR828	50		520	116
250	Suzuki	RM250 H,J	87-88	JTF432SC	13	JTR808	50	JTA808	520	116
250	Suzuki	RM250 K,L,M,N,P,R,S,T,V	89-97	JTF432SC	13	JTR808	49	JTA808	520	116
250	Suzuki	RM250 W	98	JTF432SC	13	JTR808	50	JTA808	520	114
250	Suzuki	RM250 X	99	JTF432SC	13	JTR808	49	JTA808	520	114
250	Suzuki	RM250 Y,K1,K2,K3	00-03	JTF432SC	13	JTR808	48	JTA808	520	114
250	Suzuki	RM250 K1/K2/K3	USA 01-03	JTF432SC	13	JTR808	49	JTA808	520	114
250	Suzuki	RM250 K4,K5,K6,K7,K8,K9,L0,L1	04-11	JTF432SC	13	JTR808	50	JTA808	520	114
250	Suzuki	RM250 L2	12	JTF432SC	13	JTR808	50	JTA808	520	114
250	Suzuki	RMX250 K,L,M,N,P,R,S,T,V,W,X,Y,K1	89-01	JTF432SC	13	JTR808	50	JTA808	520	114
250	Suzuki	RM-Z250 K4,K5,K6	04-06	JTF430	13	JTR460	48	JTA460	520	114
250	Suzuki	RM-Z250 K6	USA 06	JTF430	13	JTR460	46	JTA460	520	114

CC	Make	Model	Year	Front Sprocket	T	Rear Sprocket	T	Aluminium Rear Sprocket	Chain Pitch	Chain Length
250	Suzuki	RM-Z250 K7	USA 07	JTF4275C	12	JTR808	50	JTA808	520	112
250	Suzuki	RM-Z250 K7,K8,K9	07-09	JTF4275C	12	JTR808	48	JTA808	520	112
250	Suzuki	RM-Z250 L0,L1,L2	10-12	JTF4275C	13	JTR808	49	JTA808	520	114
250	Suzuki	RM-Z250 L3,L4,L5	13-15	JTF14425C	13	JTR808	49	JTA808	520	114
250	Suzuki	RM-Z250 L6	16	JTF14425C	13	JTR808	49	JTA808	520	114
250	Suzuki	RS250 T/X	USA 80-81	JTF431	13	JTR822	52	JTA822	520	110
250	Suzuki	TM250 J/K/L/M	USA 72-75	JTF433	15	JTR813	45		525	100
350	Suzuki	DR350 L,M,N,P (Off Road Version)	90-93	JTF4325C	14	JTR808	47	JTA808	520	110
350	Suzuki	DR350 R,S,T,V,W,X (Off Road Version)	94-99	JTF4325C	15	JTR808	44	JTA808	520	110
370	Suzuki	RM370 A/B	USA 76-77	JTF431	13		50		520	108
400	Suzuki	DR-Z400 E-K1,K2,K3,K4,K5,K6,K7	00-07	JTF4325C	14	JTR808	47	JTA808	520	112
400	Suzuki	PE400 T/X	USA 80-81	JTF431	15	JTR1786	46		520	108
400	Suzuki	RM400	78	JTF431	14	JTR822	50	JTA822	520	108
400	Suzuki	RM400 N,T	79-80	JTF431	14	JTR822	49	JTA822	520	110
400	Suzuki	TM400 R,J,K,L,M	USA 71-75	JTF419	15	JTR813	40		525	102
450	Suzuki	RMX450Z L0,L1,L2,L3	10-13	JTF14415C	13	JTR808	51	JTA808	520	114
450	Suzuki	RM-Z450 K5,K6,K7	05-07	JTF14415C	14	JTR808	49	JTA808	520	116
450	Suzuki	RM-Z450 K8,K9,L0,L1,L2	08-12	JTF14415C	13	JTR808	50	JTA808	520	114
450	Suzuki	RM-Z450 L3,L4	13-14	JTF14435C	13	JTR808	50	JTA808	520	114
450	Suzuki	RM-Z450 L5,L6	15-16	JTF14435C	13	JTR808	50	JTA808	520	114
465	Suzuki	RM465 X	81	JTF1450	14	JTR828	48		520	112
465	Suzuki	RM465 Z	82	JTF1450	14	JTR828	47		520	112
500	Suzuki	DR500 Z,D Off Road Enduro	Australia 83-84	JTF434	14	JTR1825	46		520	106
500	Suzuki	RM500 D,E	83-84	JTF1450	14	JTR828	46		520	116

Suzuki Three Wheels

50	Suzuki	ALT50 D,E	83-84	JTF563	11	JTR801	37		420	64
125	Suzuki	ALT125 D,E,F,G	83-86	JTF426	13		49		428	90
185	Suzuki	ALT185 F	85	JTF1439	12		38		520	72

Suzuki Four Wheels

50	Suzuki	LT50 E,F,G,H	84-87	JTF563	11	JTR801	37		420	64
50	Suzuki	LT50 J,K,X,Y	97-00	JTF563	11	JTR801	37		420	64
50	Suzuki	LT A-50 K1	01	JTF563	11	JTR801	37		420	78
50	Suzuki	LT A-50 K2,K3,K4,K5 QuadSport	02-05	JTF562	10		37		420	78
80	Suzuki	LT80 H/J QuadSport	87-88		12		26		428	44
80	Suzuki	LT80 K,L,M,N,P,R,S,T,V,WX,Y,K1-K6 QuadSport	89-06	JTF1407	10	JTR1795	22		520	36
90	Suzuki	LT-Z90 K7,K8,K9 QuadSport	07-09		11		24		520	
90	Suzuki	LT-Z90 L0 QuadSport	10		11		24		520	
125	Suzuki	LT125 D/E/F/G/H	83-87	JTF426	13		49		428	90
160	Suzuki	LT160 E K/L/M/N/P Quadrunner	89-92	JTF1439	11	JTR1826	39		520	84
160	Suzuki	LT-F160 M,N,P,R,S,T,V,W,X,Y,K1	91-01	JTF1439	11	JTR1826	39		520	84
160	Suzuki	LT-F160 K2,K3,K4 Quadrunner	02-04	JTF1439	11	JTR1826	39		520	84
185	Suzuki	LT185 E,F,G,H	84-87	JTF1439	12		38		520	72
230	Suzuki	LT230 S- F,G,H,J	85-88	JTF1439	12	JTR1826	41		520	84
230	Suzuki	LT230 E- H,J,K,L,M,N,P	86-93	JTF1439	11	JTR1826	41		520	84
250	Suzuki	LT250 R- F,G,H,J,K,L Quadracer	85-90	JTF432	12	JTR1826	42		520	102
250	Suzuki	LT250 R -N,P Quadracer	92-93	JTF432	12	JTR1826	42		520	102
250	Suzuki	LT250 E,EF- F	85	JTF1445	11	JTR1825	38		520	78
250	Suzuki	LT250 EF G	86	JTF431	11	JTR1825	41		520	78
250	Suzuki	LT250 S- K,L	89-90	JTF1439	12	JTR1826	39		520	86
300	Suzuki	LT300 E- H,J,K	87-89	JTF431	11	JTR1825	41		520	92
400	Suzuki	LT-Z400 K3,K4,K5,K6,K7,K8 QuadSport	03-08	JTF1401	14	JTR1826	40		520	96
400	Suzuki	LT-Z400 K9,L0,L1,L2 QuadSport	09-12	JTF1401	14	JTR1760	40		520	96
450	Suzuki	LT-R450 K6,K7,K8,K9 Quadracer	06-09	JTF1401	14	JTR1760	36		520	96
450	Suzuki	LT-R450 L0 Quadracer R450 Ltd. Ed.	10	JTF1401	14	JTR1760	36		520	96
500	Suzuki	LT500 R- H Quadzilla	87	JTF1450	13	JTR1825	42		520	96

CC	Make	Model	Year	Front Sprocket	T	Rear Sprocket	T	Aluminium Rear Sprocket	Chain Pitch	Chain Length
500	Suzuki	LT500 R- J,K,L Quadzilla	88-92	JTF1450	13	JTR1825	40		520	98
Thumpstar Pit Bikes										
100	Thumpstar	Thumpstar Pit Bikes All Models 100cc+		JTF259	15	JTR1080	39		428	
X-Sport Pit Bikes										
100	X-Sport	X-Sport Pit Bikes All Models 100cc+		JTF259	15	JTR1080	39		428	
Yamaha Off Road Bikes										
50	Yamaha	TT-R50 E-V,W,X,Y,Z,A,B,D,E,F,G 1P6,2CJ	06-16	JTF546	13	JTR834	37		420	
50	Yamaha	YZ50 G	80	JTF563	12		45		420	90
60	Yamaha	YZ60 H	81	JTF546	12		42		420	98
60	Yamaha	YZ60 J,K,L	82-84	JTF546	13		42		420	98
80	Yamaha	BW80 S,T,U USA	86-88	JTF546	15	JTR834	32		420	90
80	Yamaha	BW80 A USA	90	JTF546	15	JTR834	32		420	90
80	Yamaha	GT MX D,E,F USA	77-79	JTF563	14	JTR832	41		420	106
80	Yamaha	MX80 G,H,J USA	80-82	JTF563	14	JTR832	41		420	92
80	Yamaha	PW80 K,N Y-Zinger	83-85	JTF546	15	JTR834	32		420	84
80	Yamaha	PW80 B,D,E,F,G,H,J,K,L,M,N,P,R,S Y-Zinger	91-04	JTF546	15	JTR834	32		420	84
80	Yamaha	PW80 T,V	05-06	JTF546	15	JTR834	32		420	84
80	Yamaha	TY80		JTF563	12	JTR832	41		420	106
80	Yamaha	YZ80 A,B,C,D USA	74-77	JTF563	13	JTR832	48		420	104
80	Yamaha	YZ80 E,F	78-79	JTF428	14		51		428	108
80	Yamaha	YZ80 G	80	JTF428	14	JTR1842	51		428	108
80	Yamaha	YZ80 H,J	81-82	JTF416	13	JTR1842	44		428	110
80	Yamaha	YZ80 H/J USA	81-82	JTF1263	13	JTR1842	44		428	108
80	Yamaha	YZ80 K	83	JTF1263	12	JTR1842	42		428	110
80	Yamaha	YZ80 L	84	JTF416	15	JTR831	46	JTA831	428	114
80	Yamaha	YZ80 L USA	84	JTF1263	15	JTR831	46	JTA831	428	114
80	Yamaha	YZ80 N	85	JTF416	14	JTR831	48	JTA831	428	112
80	Yamaha	YZ80 N USA	85	JTF1263	14	JTR831	48	JTA831	428	112
80	Yamaha	YZ80 S,T,U,W,A,B,D	86-92	JTF416	14	JTR831	46	JTA831	428	112
80	Yamaha	YZ80 S,T,U,W,A,B,D USA	86-92	JTF1263	14	JTR831	46	JTA831	428	112
80	Yamaha	YZ80 E,F,G,H,J,K,L,M,N	93-01	JTF416	14	JTR798	47	JTA798	428	118
80	Yamaha	YZ80 E,F,G,H,J,K,L,M,N USA	93-01	JTF1263	14	JTR798	47	JTA798	428	118
80	Yamaha	YZ80 F,G,H,J,K,L,M,N Large Wheel	94-01	JTF416	13	JTR798	47	JTA798	428	118
85	Yamaha	YZ85 P,R,S,T,V,W,X,Y,Z,A,B,D,E,F,G 5PA	02-16	JTF558	14	JTR798	47	JTA798	428	118
85	Yamaha	YZ85 P,R,S,T,V,W,X,Y,Z,A,B,D,E,F,G Large Wheel	02-16	JTF558	14	JTR798	52	JTA798	428	124
90	Yamaha	TT-R90 5HNJ	00-04	JTF546	14	JTR834	35		420	86
90	Yamaha	TT-R90 E	04-07	JTF546	14	JTR834	35		420	86
100	Yamaha	MX100 A,B,C,D,E USA	74-78	JTF1263	14	JTR838	52		428	110
100	Yamaha	MX100 F,G,H,J,K USA	79-83	JTF546	14	JTR834	48		420	104
100	Yamaha	RT100 A,D,E,F,G,H,J,K,L,M	90-00	JTF546	14	JTR834	48		420	104
100	Yamaha	YZ100 C,D	76-77	JTF422	12	JTR845	40		520	98
100	Yamaha	YZ100 E,F	78-79	JTF422	12	JTR845	43		520	98
100	Yamaha	YZ100 G,H	80-81	JTF422	12	JTR845	45		520	100
100	Yamaha	YZ100 J,K	82-83	JTF422	12	JTR853	50	JTA853	520	106
110	Yamaha	TT-R110 E	08-16	JTF546	14	JTR834	35		420	90
125	Yamaha	IT125 G,H USA	80-81	JTF422	12	JTR845	46		520	100
125	Yamaha	MX125 A,B,C USA	74-76	JTF1263	14		47		428	114
125	Yamaha	TT-R125	00-01	JTF548	13	JTR833	49		428	116
125	Yamaha	TT-R125 LW	00-01	JTF548	13	JTR833	54		428	116
125	Yamaha	TT-R125 5HPP	02-04	JTF548	13	JTR1843	49		428	116
125	Yamaha	TT-R125 E	05-10	JTF548	13	JTR1843	49		428	116
125	Yamaha	TT-R125 LW 5HPH/M	02-04	JTF548	13	JTR1843	54		428	122
125	Yamaha	TT-R125 L LE,LW,LWE 19C,2PT	05-16	JTF548	13	JTR1843	54		428	122
125	Yamaha	TY125	89	JTF416	13	JTR1842	52		428	120
125	Yamaha	YZ125 A/B/C USA	74-75	JTF1263	15		47		428	112

CC	Make	Model	Year	Front Sprocket	T	Rear Sprocket	T	Aluminium Rear Sprocket	Chain Pitch	Chain Length
125	Yamaha	YZ125 C	USA 76	JTF1263	14		45		428	112
125	Yamaha	YZ125 D	77	JTF422	12	JTR845	49		520	98
125	Yamaha	YZ125 E,F	78-79	JTF422	12	JTR845	51		520	104
125	Yamaha	YZ125 G	80	JTF422	12	JTR853	48	JTA853	520	102
125	Yamaha	YZ125 H,J	81-82	JTF422	12	JTR853	46	JTA853	520	104
125	Yamaha	YZ125 K	83	JTF422	12	JTR853	48	JTA853	520	106
125	Yamaha	YZ125 L	84	JTF422	12	JTR853	50	JTA853	520	112
125	Yamaha	YZ125 N	85	JTF422	12	JTR853	50	JTA853	520	114
125	Yamaha	YZ125 S	86	JTF422	13	JTR853	50	JTA853	520	112
125	Yamaha	YZ125 T	87	JTF564	13	JTR853	50	JTA853	520	112
125	Yamaha	YZ125 U	88	JTF564	13	JTR853	49	JTA853	520	112
125	Yamaha	YZ125 W,A,B,D	89-92	JTF564	13	JTR853	51	JTA853	520	116
125	Yamaha	YZ125 E,F,G,H	93-96	JTF564	13	JTR853	50	JTA853	520	116
125	Yamaha	YZ125 J,K	97-98	JTF564	13	JTR853	48	JTA853	520	112
125	Yamaha	YZ125 L,M,N	99-01	JTF564	13	JTR251	48	JTA251	520	112
125	Yamaha	YZ125 P,R,S	5XE2 02-04	JTF564	13	JTR251	49	JTA251	520	112
125	Yamaha	YZ125 T,V,W,X,Y,Z,A1,B,D2,E2,F2,G2	05-16	JTF1590SC	13	JTR251	48	JTA251	520	112
175	Yamaha	IT175 D,E,F	77-79	JTF422	12	JTR845	41		520	96
175	Yamaha	IT175 G,H,J	80-82	JTF422	12	JTR853	44	JTA853	520	100
175	Yamaha	IT175 K	83	JTF422	12	JTR853	44	JTA853	520	104
175	Yamaha	MX175 A,B	USA 74-75	JTF1263	14	JTR1842	47		428	118
175	Yamaha	MX175 F,G,H	USA 77-81	JTF1263	14	JTR1842	49		428	118
175	Yamaha	TY175		JTF416	13	JTR1842	51		428	
175	Yamaha	YZ175	USA 76	JTF422	12	JTR845	44		520	96
180	Yamaha	RT180 A,B,D,E,G,H,J,K	90-98	JTF1263	14	JTR843	51		428	122
200	Yamaha	BW200 N,S,T,U	85-88	JTF422	14	JTR1845	37		520	
200	Yamaha	IT200 L,N,S	84-86	JTF422	12	JTR853	44	JTA853	520	106
200	Yamaha	WR200 R B,D,E	91-93	JTF564	13	JTR853	52	JTA853	520	
225	Yamaha	TT-R225 L,M,N,P,R	99-04	JTF555	15		58		428	128
230	Yamaha	TT-R230 T,V,W,X,Y,Z,A,B,D,E,F,G	1C6 05-16	JTF1554	13	JTR251	49	JTA251	520	106
250	Yamaha	IT250 D,E,F	77-79	JTF569	13	JTR853	46	JTA853	520	106
250	Yamaha	IT250 H,J	81-82	JTF569	14	JTR853	50	JTA853	520	108
250	Yamaha	IT250 K,L	83-84	JTF569	13	JTR853	48	JTA853	520	112
250	Yamaha	MX250 B	75-76	JTF569	13	JTR853	50	JTA853	520	106
250	Yamaha	TT250 G,H,J	80-82	JTF569	14	JTR845	49		520	100
250	Yamaha	TT250 S,T,W,A,B	89-92	JTF575	14	JTR853	50	JTA853	520	100
250	Yamaha	TT250 R	93-95	JTF583	14	JTR853	43	JTA853	520	106
250	Yamaha	TT250 R	France 95-96		14	JTR853	44	JTA853	520	106
250	Yamaha	TT250 R	96-98	JTF583	14	JTR853	44	JTA853	520	106
250	Yamaha	TT250 R LW	99-00	JTF583	14	JTR853	54	JTA853	520	122
250	Yamaha	TT250 R	4PXA,4PX9 03-04	JTF583	14	JTR853	44	JTA853	520	106
250	Yamaha	TY250/300 S (Monoshock)	84-90	JTF569	10		42		520	
250	Yamaha	TY250/300 R (Monoshock)	84-90	JTF569	10		35		520	
250	Yamaha	TYZ250	93	JTF569	10		39		520	98
250	Yamaha	WR250 V	89	JTF569	14	JTR853	49	JTA853	520	114
250	Yamaha	WR250 A	90	JTF569	14	JTR853	51	JTA853	520	116
250	Yamaha	WR250 ZB,ZD	91-92	JTF569	14	JTR853	52	JTA853	520	116
250	Yamaha	WR250 ZE	93	JTF569	14	JTR853	51	JTA853	520	116
250	Yamaha	WR250 ZF	94	JTF569	14	JTR853	52	JTA853	520	116
250	Yamaha	WR250 ZG	95	JTF569	15	JTR853	52	JTA853	520	116
250	Yamaha	WR250 ZH	96	JTF569	14	JTR853	52	JTA853	520	116
250	Yamaha	WR250 ZJ	97	JTF569	14	JTR853	49	JTA853	520	112
250	Yamaha	WR250 ZK	98	JTF569	14	JTR853	48	JTA853	520	112
250	Yamaha	WR250 F-L,M	99-00	JTF565SC	14	JTR251	50	JTA251	520	114
250	Yamaha	WR250 FN (Enduro Version)	01	JTF1590SC	13	JTR251	50	JTA251	520	114

CC	Make	Model	Year	Front Sprocket	T	Rear Sprocket	T	Aluminium Rear Sprocket	Chain Pitch	Chain Length	
250	Yamaha	WR250 F-N,P,R,S,T,V (Off Road Version)	5UM6	01-06	JTF1590SC	13	JTR245/2	52	JTA251	520	114
250	Yamaha	WR250 F-W,X,Y,Z (Off Road Version)	5UMU/W	07-10	JTF1590SC	13	JTR251	50	JTA251	520	114
250	Yamaha	WR250 F-Z ,A,B,D,E (Off Road Version)	5UMV/1HC	10-14	JTF1590SC	14	JTR245/2	47	JTA251	520	114
250	Yamaha	WR250 F-F,G (Off Road Version)	2GB	15-16	JTF1590SC	13	JTR251	50	JTA251	520	114
250	Yamaha	WR250 F-A,B,D,E,F,G (Off Road Version)	USA	11-16	JTF1590SC	13	JTR251	50	JTA251	520	114
250	Yamaha	WR250 R-X,Y,Z,A,B,D,E,F,G	32D5/B	08-16	JTF1590SC	13	JTR245/2	43		520	108
250	Yamaha	WR250 X-X,Y,A,B,D,E,F	32D6/C	08-15	JTF1590SC	13	JTR245/2	42		520	108
250	Yamaha	YZ250 D,E		77-78	JTF569	14	JTR853	50	JTA853	520	106
250	Yamaha	YZ250 F		79	JTF569	14	JTR853	48	JTA853	520	108
250	Yamaha	YZ250 G		80	JTF569	14	JTR853	48	JTA853	520	106
250	Yamaha	YZ250 H		81	JTF569	14	JTR853	48	JTA853	520	110
250	Yamaha	YZ250 J,K,L		82-84	JTF569	13	JTR853	48	JTA853	520	112
250	Yamaha	YZ250 N,S		85-86	JTF569	14	JTR853	50	JTA853	520	114
250	Yamaha	YZ250 T,U,W		87-89	JTF569	14	JTR853	49	JTA853	520	114
250	Yamaha	YZ250 A,B		90-91	JTF569	14	JTR853	51	JTA853	520	116
250	Yamaha	YZ250 D		92	JTF569	14	JTR853	49	JTA853	520	116
250	Yamaha	YZ250 E		93	JTF569	14	JTR853	51	JTA853	520	116
250	Yamaha	YZ250 F,G,H,I		94-97	JTF569	13	JTR853	49	JTA853	520	114
250	Yamaha	YZ250 K	5DJ	98	JTF569	13	JTR853	50	JTA853	520	114
250	Yamaha	YZ250 K	5DJ USA	98	JTF569	14	JTR853	50	JTA853	520	114
250	Yamaha	YZ250 L,M,N		99-01	JTF565SC	14	JTR251	50	JTA251	520	114
250	Yamaha	YZ250 P,R,S		02-04	JTF565SC	14	JTR251	49	JTA251	520	114
250	Yamaha	YZ250 R,S	USA	03-04	JTF565SC	14	JTR251	50	JTA251	520	114
250	Yamaha	YZ250 T,V,W,X,Y,Z,A1,B1,D2,E2,F2,G2	1P8,1SS	05-16	JTF565SC	14	JTR251	50	JTA251	520	114
250	Yamaha	YZ250 F-N,P,R,S (4-Stroke)		01-04	JTF1590SC	13	JTR251	48	JTA251	520	112
250	Yamaha	YZ250 F-T,V,W,X,Y (4-Stroke)		05-09	JTF1590SC	13	JTR251	49	JTA251	520	112
250	Yamaha	YZ250 F-Z,A,B,D	17D6/7/8	10-13	JTF1590SC	13	JTR251	51	JTA251	520	114
250	Yamaha	YZ250 F-E,F,G	15M	14-16	JTF1590SC	13	JTR251	50	JTA251	520	114
250	Yamaha	YZ250 F-G 60th Anniversary Edition		16	JTF1590SC	13	JTR251	50	JTA251	520	114
250	Yamaha	YZ250 F-Z,A	17D5 USA	11	JTF1590SC	13	JTR251	49	JTA251	520	112
250	Yamaha	YZ250 F-B,D,E,F,G	USA	12-16	JTF1590SC	13	JTR251	50	JTA251	520	114
250	Yamaha	YZ250 FX-F,G	USA	15-16	JTF1590SC	13	JTR251	51	JTA251	520	114
250	Yamaha	YZ250 X-G	USA	16	JTF565SC	14	JTR251	50	JTA251	520	114
350	Yamaha	BW350 T	USA	87	JTF422	13		37		520	76
350	Yamaha	BW350 U	USA	88	JTF422	14		37		520	76
350	Yamaha	TT350 S,T,W,A,B		86-92	JTF575	14	JTR853	50	JTA853	520	108
350	Yamaha	TY350 N	USA	85	JTF569	12		42		520	96
350	Yamaha	TY350 S	USA	86	JTF569	10		35		520	92
400	Yamaha	IT400 D,E,F		77-79	JTF569	14	JTR853	46	JTA853	520	106
400	Yamaha	MX400 B	USA	75	JTF565SC	14	JTR853	50	JTA853	520	106
400	Yamaha	YZ400 D,E,F		77-79	JTF569	14	JTR853	48	JTA853	520	108
400	Yamaha	YZ400 F-K	5BE	98	JTF565SC	14	JTR853	49	JTA853	520	114
400	Yamaha	YZ400 F-L		99	JTF565SC	14	JTR251	49	JTA251	520	114
400	Yamaha	WR400 F-K		98	JTF565SC	14	JTR853	52	JTA853	520	114
400	Yamaha	WR400 F-L,M,N		99-01	JTF565SC	14	JTR251	50	JTA251	520	114
426	Yamaha	YZ426 F-M,N,P		00-02	JTF565SC	14	JTR251	48	JTA251	520	114
426	Yamaha	WR426 F-N,P		01-02	JTF565SC	14	JTR251	50	JTA251	520	114
450	Yamaha	WR450 F-R,S,T,V	5TJ6	03-06	JTF565SC	14	JTR251	50	JTA251	520	114
450	Yamaha	WR450 F-W,X,Y		07-09	JTF565SC	13	JTR251	50	JTA251	520	114
450	Yamaha	WR450 F-Z,A	5TJV,1HB Europe	10-11	JTF565SC	14	JTR245/2	47	JTA251	520	114
450	Yamaha	WR450 F-B,D,E,F,G	1DX Europe	12-16	JTF565SC	14	JTR245/2	47	JTA251	520	114
450	Yamaha	WR450 F-Z,A,B,D,E,F,G	5TJU/W USA	10-16	JTF565SC	13	JTR251	50	JTA251	520	114
450	Yamaha	YZ450 F-R,S	5XD2	03-04	JTF565SC	14	JTR251	48	JTA251	520	114
450	Yamaha	YZ450 F-T,V		05-06	JTF565SC	14	JTR251	51	JTA251	520	114

CC	Make	Model	Year	Front Sprocket	T	Rear Sprocket	T	Aluminium Rear Sprocket	Chain Pitch	Chain Length	
450	Yamaha	YZ450 F-W,X,Y,Z,A,B,D,E	33D	07-14	JTF565SC	13	JTR251	49	JTA251	520	114
450	Yamaha	YZ450 F-F,G	15L	15-16	JTF565SC	13	JTR251	48	JTA251	520	114
450	Yamaha	YZ450 F-G 60h Anniversary Edition		16	JTF565SC	13	JTR251	48	JTA251	520	114
450	Yamaha	YZ450 F-B,D	USA	12-13	JTF565SC	13	JTR251	48	JTA251	520	114
450	Yamaha	YZ450 F-E	USA	14	JTF565SC	13	JTR251	49	JTA251	520	114
450	Yamaha	YZ450 F-F,G	USA	15-16	JTF565SC	13	JTR251	48	JTA251	520	114
450	Yamaha	YZ450 FX-G		16	JTF565SC	13	JTR251	50	JTA251	520	114
465	Yamaha	IT465 H,J		81-82	JTF569	14	JTR853	44	JTA853	520	112
465	Yamaha	YZ465 G		80	JTF569	14	JTR853	46	JTA853	520	108
465	Yamaha	YZ465 H		81	JTF569	14	JTR853	50	JTA853	520	112
490	Yamaha	IT490 K,L		83-84	JTF569	14	JTR853	44	JTA853	520	112
490	Yamaha	YZ490 K,		83	JTF569	14	JTR853	48	JTA853	520	112
490	Yamaha	YZ490 J,L,N,S,T,U,W		82-89	JTF569	14	JTR853	50	JTA853	520	114
500	Yamaha	WR500 ZD		92	JTF569	15	JTR853	52	JTA853	520	118
500	Yamaha	WR500 ZE,ZF		93-94	JTF569	14	JTR853	50	JTA853	520	118

Yamaha Three Wheels

125	Yamaha	YT125 G,H (Tri Moto)		80-81	JTF426	13		49		428	60
125	Yamaha	YT125 J,K,L,N (Tri Moto)		82-85	JTF421	11		39		520	48
125	Yamaha	YT125 J,K,L,N (Tri Moto)		82-85	JTF421	11		42		520	50
175	Yamaha	YT175 J,K (Tri Moto)		82-83	JTF421	11		39		520	48
175	Yamaha	YT175 J,K (Tri Moto)		82-83	JTF421	11		42		520	50
200	Yamaha	YTM200 K,L,N (Tri Moto)		83-85	JTF1552	11	JTR1912	42		520	60
250	Yamaha	YTZ250 N,S (Tri Moto)		85-86	JTF569	13	JTR853	44	JTA853	520	98

Yamaha Four Wheels

90	Yamaha	YFM90 R Raptor		09-16		13		38			
125	Yamaha	YFA1 W,B,D,E,F,G,H,I,K,L,M,N,P,R,S 125 Breeze		89-04	JTF569	12	JTR1910	32		520	74
125	Yamaha	YFM125 G-S,T,V,W,X,Y,Z,A,B Grizzly		04-12	JTF569	12	JTR1910	32		520	74
125	Yamaha	YFM125 R-A,B,D Raptor	2PA2	11-13	JTF548	14		48		428	
200	Yamaha	YFS200 U,W,A,B,D,E,F,G,H,I,K Blaster		88-98	JTF1554	13	JTR853	40	JTA853	520	92
200	Yamaha	YFS200 L,M,N,P,R,S,T,V Blaster		99-06	JTF1554	13	JTR853	40	JTA853	520	92
250	Yamaha	YFM250 R-X,Y,Z,A,B,D Raptor		08-13	JTF1593	14	JTR1857	38		520	92
250	Yamaha	YFM250 RSP-X,Y,Z,A Raptor Special Edition		08-11	JTF1593	14	JTR1857	38		520	92
250	Yamaha	YFM250 RSP2-X,Y Raptor Special Edition 2		08-09	JTF1593	14	JTR1857	38		520	92
350	Yamaha	YFM350 X- T,U Warrior		87-88	JTF569	13	JTR1857	40		520	100
350	Yamaha	YFM350 X- W,B,D,E,F,G,H,I,K Warrior		89-98	JTF569	13	JTR853	40	JTA853	520	98
350	Yamaha	YFM350 X- L,M,N,P,R,S Warrior		99-04	JTF569	13	JTR853	40	JTA853	520	98
350	Yamaha	YFM350 S,T,V,W,X,Y,Z,A,B,D Raptor		04-13	JTF569	13	JTR1857	38		520	98
350	Yamaha	YFM350 RSE-W Raptor Special Edition		07	JTF569	13	JTR1857	38		520	98
350	Yamaha	YFZ350 T,U Banshee		87-88	JTF569	13	JTR1857	42		520	104
350	Yamaha	YFZ350 W,B,D,E,F,G,H,I,K Banshee		89-98	JTF569	14	JTR853	41	JTA853	520	104
350	Yamaha	YFZ350 L,M,N,P,R,S,T,V Banshee		99-06	JTF569	14	JTR853	41	JTA853	520	104
350	Yamaha	YFZ350 LE-S Banshee - Ltd Edition Black		04	JTF569	14	JTR853	41	JTA853	520	104
450	Yamaha	YFZ450 S,T,V,W,X,Y,B,D		04-13	JTF565SC	14	JTR1857	38		520	98
450	Yamaha	YFZ450 BB-W Bill Ballance Edition		07	JTF565SC	14	JTR1857	38		520	98
450	Yamaha	YFZ450 SE-W,X Special Edition		07-08	JTF565SC	14	JTR1857	38		520	98
450	Yamaha	YFZ450 R-Y,Z,A,B,D,E,F,G		09-16	JTF1592	14	JTR1857	38		520	98
450	Yamaha	YFZ450 R-D,F,E,F,G Special Edition		13-16	JTF1592	14	JTR1857	38		520	98
450	Yamaha	YFZ450 X-Z,A	18PA/B/C	10-11	JTF1592	14	JTR1857	38		520	98
660	Yamaha	YFM660 R-N,P,R,S,T Raptor		01-05	JTF565SC	13	JTR853	40	JTA853	520	92
660	Yamaha	YFM660 RLE-S Raptor - Ltd Edition Black		04	JTF565SC	13	JTR853	40	JTA853	520	92
700	Yamaha	YFM700 R-V,W,X,Y,Z,A,B,D,E,F,G Raptor	1A51/2/3	06-16	JTF1592	14	JTR1857	38		520	98
700	Yamaha	YFM700 RSE-W,X,Y,Z,A,B,D,E,F,G Raptor Special Edition		07-16	JTF1592	14	JTR1857	38		520	98
700	Yamaha	YFM700 RYR-W Raptor Gytr Edition		07	JTF1592	14	JTR1857	38		520	98